



1

2

3

4

Document Number: DSP1038

Date: 2010-09-15

Version: 1.0.2

5 **DNS Client Profile**

6 **Document Type: Specification**

7 **Document Status: DMTF Standard**

8 **Document Language: en-US**

9

10 Copyright Notice

11 Copyright © 2008, 2010 Distributed Management Task Force, Inc. (DMTF). All rights reserved.

12 DMTF is a not-for-profit association of industry members dedicated to promoting enterprise and systems
13 management and interoperability. Members and non-members may reproduce DMTF specifications and
14 documents, provided that correct attribution is given. As DMTF specifications may be revised from time to
15 time, the particular version and release date should always be noted.

16 Implementation of certain elements of this standard or proposed standard may be subject to third party
17 patent rights, including provisional patent rights (herein "patent rights"). DMTF makes no representations
18 to users of the standard as to the existence of such rights, and is not responsible to recognize, disclose,
19 or identify any or all such third party patent right, owners or claimants, nor for any incomplete or
20 inaccurate identification or disclosure of such rights, owners or claimants. DMTF shall have no liability to
21 any party, in any manner or circumstance, under any legal theory whatsoever, for failure to recognize,
22 disclose, or identify any such third party patent rights, or for such party's reliance on the standard or
23 incorporation thereof in its product, protocols or testing procedures. DMTF shall have no liability to any
24 party implementing such standard, whether such implementation is foreseeable or not, nor to any patent
25 owner or claimant, and shall have no liability or responsibility for costs or losses incurred if a standard is
26 withdrawn or modified after publication, and shall be indemnified and held harmless by any party
27 implementing the standard from any and all claims of infringement by a patent owner for such
28 implementations.

29 For information about patents held by third-parties which have notified the DMTF that, in their opinion,
30 such patent may relate to or impact implementations of DMTF standards, visit
31 <http://www.dmtf.org/about/policies/disclosures.php>.

CONTENTS

33	Foreword	5
34	Introduction	6
35	1 Scope	7
36	2 Normative References.....	7
37	3 Terms and Definitions	8
38	4 Symbols and Abbreviated Terms	9
39	5 Synopsis.....	9
40	6 Description	10
41	7 Implementation.....	11
42	7.1 DNS Client Representation.....	11
43	7.2 DNS Server Representation	13
44	7.3 DNS Client-Server Relationship	13
45	7.4 Alternate Configuration Management (Optional).....	14
46	8 Methods.....	15
47	8.1 CIM_DNSProtocolEndpoint.RequestStateChange()	15
48	8.2 Profile Conventions for Operations.....	16
49	8.3 CIM_DNSGeneralSettingData	16
50	8.4 CIM_DNSProtocolEndpoint	17
51	8.5 CIM_DNSSettingData	17
52	8.6 CIM_ElementCapabilities	18
53	8.7 CIM_ElementSettingData	18
54	8.8 CIM_EnabledLogicalElementCapabilities.....	18
55	8.9 CIM_SAPSAPDependency.....	18
56	8.10 CIM_HostedAccessPoint	19
57	8.11 CIM_RemoteServiceAccessPoint.....	19
58	8.12 CIM_RemoteAccessAvailableToElement.....	19
59	9 Use Cases.....	19
60	9.1 Object Diagrams	19
61	9.2 Determine the Current DNS Configuration	23
62	9.3 Determine Support for an Alternate DNS Configuration.....	24
63	9.4 Modify the DNS Configuration	24
64	9.5 Determine Whether ElementName Can Be Modified	24
65	9.6 Determine Whether State Management Is Supported.....	24
66	10 CIM Elements.....	25
67	10.1 CIM_DNSGeneralSettingData	25
68	10.2 CIM_DNSProtocolEndpoint	26
69	10.3 CIM_DNSSettingData	26
70	10.4 CIM_ElementCapabilities	27
71	10.5 CIM_ElementSettingData — DNSGeneralSettingData	27
72	10.6 CIM_ElementSettingData — DNSSettingData	27
73	10.7 CIM_EnabledLogicalElementCapabilities.....	28
74	10.8 CIM_SAPSAPDependency.....	28
75	10.9 CIM_HostedAccessPoint — DNSProtocolEndpoint	28
76	10.10 CIM_HostedAccessPoint — RemoteServiceAccessPoint.....	29
77	10.11 CIM_RemoteAccessAvailableToElement.....	29
78	10.12 CIM_RemoteServiceAccessPoint.....	29
79	10.13 CIM_RegisteredProfile.....	30
80	ANNEX A (Informative) Change Log	31

82 **Figures**

83	Figure 1 – DNS Client Profile: Class Diagram	10
84	Figure 2 – Registered Profile	20
85	Figure 3 – Host Name Only.....	21
86	Figure 4 – DNS Configuration.....	21
87	Figure 5 – DNS Configuration with Alternate Configuration	22
88	Figure 6 – Alternate Configuration Applied	23
89		

90 **Tables**

91	Table 1 – Referenced Profiles	9
92	Table 2 – CIM_DNSProtocolEndpoint.RequestStateChange() Method: Return Code Values.....	15
93	Table 3 – CIM_DNSProtocolEndpoint.RequestStateChange() Method: Parameters	16
94	Table 4 – Operations: CIM_DNSGeneralSettingData	17
95	Table 5 – Operations: CIM_DNSProtocolEndpoint.....	17
96	Table 6 – Operations: CIM_DNSSettingData	17
97	Table 7 – Operations: CIM_ElementCapabilities	18
98	Table 8 – Operations: CIM_ElementSettingData.....	18
99	Table 9 – Operations: CIM_SAPSAPDependency	18
100	Table 10 – Operations: CIM_HostedAccessPoint	19
101	Table 11 – Operations: CIM_RemoteAccessAvailableToElement	19
102	Table 12 – CIM Elements: DNS Client Profile	25
103	Table 13 – Class: CIM_DNSGeneralSettingData	25
104	Table 14 – Class: CIM_DNSProtocolEndpoint	26
105	Table 15 – Class: CIM_DNSSettingData	26
106	Table 16 – Class: CIM_ElementCapabilities.....	27
107	Table 17 – Class: CIM_ElementSettingData — DNSGeneralSettingData	27
108	Table 18 – Class: CIM_ElementSettingData — DNSSettingData	27
109	Table 19 – Class: CIM_EnabledLogicalElementCapabilities.....	28
110	Table 20 – Class: CIM_SAPSAPDependency.....	28
111	Table 21 – Class: CIM_HostedAccessPoint — DNSProtocolEndpoint	28
112	Table 22 – Class: CIM_HostedAccessPoint — RemoteServiceAccessPoint.....	29
113	Table 23 – Class: CIM_RemoteAccessAvailableToElement	29
114	Table 24 – Class: CIM_RemoteServiceAccessPoint.....	29
115	Table 25 – Class: CIM_RegisteredProfile.....	30

116

117

Foreword

118 The *DNS Client Profile* (DSP1038) was prepared by the Server Management Working Group and the
119 Physical Platform Profiles Working Group of the DMTF.

120 DMTF is a not-for-profit association of industry members dedicated to promoting enterprise and systems
121 management and interoperability. For information about the DMTF, see <http://www.dmtf.org>.

122 Acknowledgments

123 The authors wish to acknowledge the following people.

124 Editors:

- 125 • Hemal Shah – Broadcom
- 126 • Jeff Hilland – HP
- 127 • Aaron Merkin – IBM
- 128 • Jim Davis – WBEM Solutions

129 Contributors:

- 130 • Hemal Shah – Broadcom
- 131 • Jon Hass – Dell
- 132 • Khachatur Papanyan – Dell
- 133 • Enoch Suen – Dell
- 134 • Jeff Hilland – HP
- 135 • Christina Shaw – HP
- 136 • Aaron Merkin – IBM
- 137 • Perry Vincent – Intel
- 138 • John Leung – Intel

139

Introduction

140 The information in this specification should be sufficient for a provider or consumer of this data to identify
141 unambiguously the classes, properties, methods, and values that shall be instantiated and manipulated to
142 represent and manage a DNS client and its associated configuration information. The target audience for
143 this specification is implementers who are writing CIM-based providers or consumers of management
144 interfaces that represent the component described in this document.

145 **Document conventions**

146 **Typographical conventions**

147 The following typographical conventions are used in this document:

- 148 • Document titles are marked in *italics*.

149

150

DNS Client Profile

151 1 Scope

152 The *DNS Client Profile* extends the management capability of referencing profiles by adding the capability
153 to represent the DNS client configuration of a computer system and its IP interfaces.

154 2 Normative References

155 The following referenced documents are indispensable for the application of this document. For dated
156 references, only the edition cited applies. For undated references, the latest edition of the referenced
157 document (including any amendments) applies.

158 DMTF DSP0004, *CIM Infrastructure Specification 2.6*,
159 http://www.dmtf.org/standards/published_documents/DSP0004_2.6.pdf

160 DMTF DSP0200, *CIM Operations over HTTP 1.3*,
161 http://www.dmtf.org/standards/published_documents/DSP0200_1.3.pdf

162 DMTF DSP1001, *Management Profile Specification Usage Guide 1.0*,
163 http://www.dmtf.org/standards/published_documents/DSP1001_1.0.pdf

164 DMTF DSP1033, *Profile Registration Profile 1.0*,
165 http://www.dmtf.org/standards/published_documents/DSP1033_1.0.pdf

166 DMTF DSP1036, *IP Interface Profile 1.0*,
167 http://www.dmtf.org/standards/published_documents/DSP1036_1.0.pdf

168 DMTF DSP1037, *DHCP Client Profile 1.0*,
169 http://www.dmtf.org/standards/published_documents/DSP1037_1.0.pdf

170 IETF RFC 952, *DOD Internet Host Table Specification*, October 1985,
171 <http://tools.ietf.org/html/rfc952>

172 IETF RFC 1034, *Domain Names – Concept and Facilities*, November 1987,
173 <http://tools.ietf.org/html/rfc1034>

174 IETF RFC 1035, *Domain Names – Implementation and Specification*, November 1987,
175 <http://tools.ietf.org/html/rfc1035>

176 IETF RFC 1208, *A Glossary of Networking Terms*, March 1991,
177 <http://tools.ietf.org/html/rfc1208>

178 IETF RFC 2136, *Dynamic Updates in the Domain Name System*, April 1997,
179 <http://tools.ietf.org/html/rfc2136>

180 IETF RFC 4291, *IP Version 6 Addressing Architecture*, February 2006,
181 <http://www.ietf.org/rfc/rfc4291.txt>

182 ISO/IEC Directives, Part 2, *Rules for the structure and drafting of International Standards*,
183 <http://isotc.iso.org/livelink/livelink.exe?func=ll&objId=4230456&objAction=browse&sort=subtype>

184 3 Terms and Definitions

185 For the purposes of this document, the terms and definitions in [DSP1033](#), [DSP1036](#), and [DSP1001](#) and
186 the following apply.

187 3.1

188 **can**

189 used for statements of possibility and capability, whether material, physical, or causal

190 3.2

191 **cannot**

192 used for statements of possibility and capability, whether material, physical, or causal

193 3.3

194 **conditional**

195 indicates requirements to be followed strictly to conform to the document when the specified conditions
196 are met

197 3.4

198 **mandatory**

199 indicates requirements to be followed strictly to conform to the document and from which no deviation is
200 permitted

201 3.5

202 **may**

203 indicates a course of action permissible within the limits of the document

204 3.6

205 **need not**

206 indicates a course of action permissible within the limits of the document

207 3.7

208 **optional**

209 indicates a course of action permissible within the limits of the document

210 3.8

211 **referencing profile**

212 indicates a profile that owns the definition of this class and can include a reference to this profile in its
213 "Referenced Profiles" table

214 3.9

215 **shall**

216 indicates requirements to be followed strictly to conform to the document and from which no deviation is
217 permitted

218 3.10

219 **shall not**

220 indicates requirements to be followed strictly to conform to the document and from which no deviation is
221 permitted

222 3.11

223 **should**

224 indicates that among several possibilities, one is recommended as particularly suitable, without
225 mentioning or excluding others, or that a certain course of action is preferred but not necessarily required

- 226 **3.12**
- 227 **should not**
- 228 indicates that a certain possibility or course of action is deprecated but not prohibited
- 229 **3.13**
- 230 **unspecified**
- 231 indicates that this profile does not define any constraints for the referenced CIM element or operation

232 **4 Symbols and Abbreviated Terms**

233 The following abbreviations are used in this document.

- 234 **4.1**
- 235 **DHCP**
- 236 Dynamic Host Configuration Protocol

- 237 **4.2**
- 238 **DNS**
- 239 Domain Name System

- 240 **4.3**
- 241 **IP**
- 242 Internet Protocol

243 **5 Synopsis**

- 244 **Profile Name:** DNS Client
- 245 **Version:** 1.0.2
- 246 **Organization:** DMTF
- 247 **CIM Schema Version:** 2.27
- 248 **Central Class:** CIM_DNSProtocolEndpoint
- 249 **Scoping Class:** CIM_ComputerSystem

250 The *DNS Client Profile* extends the management capability of referencing profiles by adding the capability
 251 to represent a DNS client in a managed system. This profile includes a specification of the DNS client, its
 252 configuration, its associated capabilities, and the profile registration information for this profile.

253 The Central Instance of the *DNS Client Profile* shall be an instance of CIM_DNSProtocolEndpoint. The
 254 Scoping Instance shall be the instance of CIM_ComputerSystem with which the Central Instance is
 255 associated through an instance of CIM_HostedAccessPoint.

256 Table 1 identifies profiles on which this profile has a dependency.

257 **Table 1 – Referenced Profiles**

Profile Name	Organization	Version	Requirement	Description
Profile Registration	DMTF	1.0	Mandatory	None
IP Interface	DMTF	1.0	Mandatory	None
DHCP Client	DMTF	1.0	Optional	None

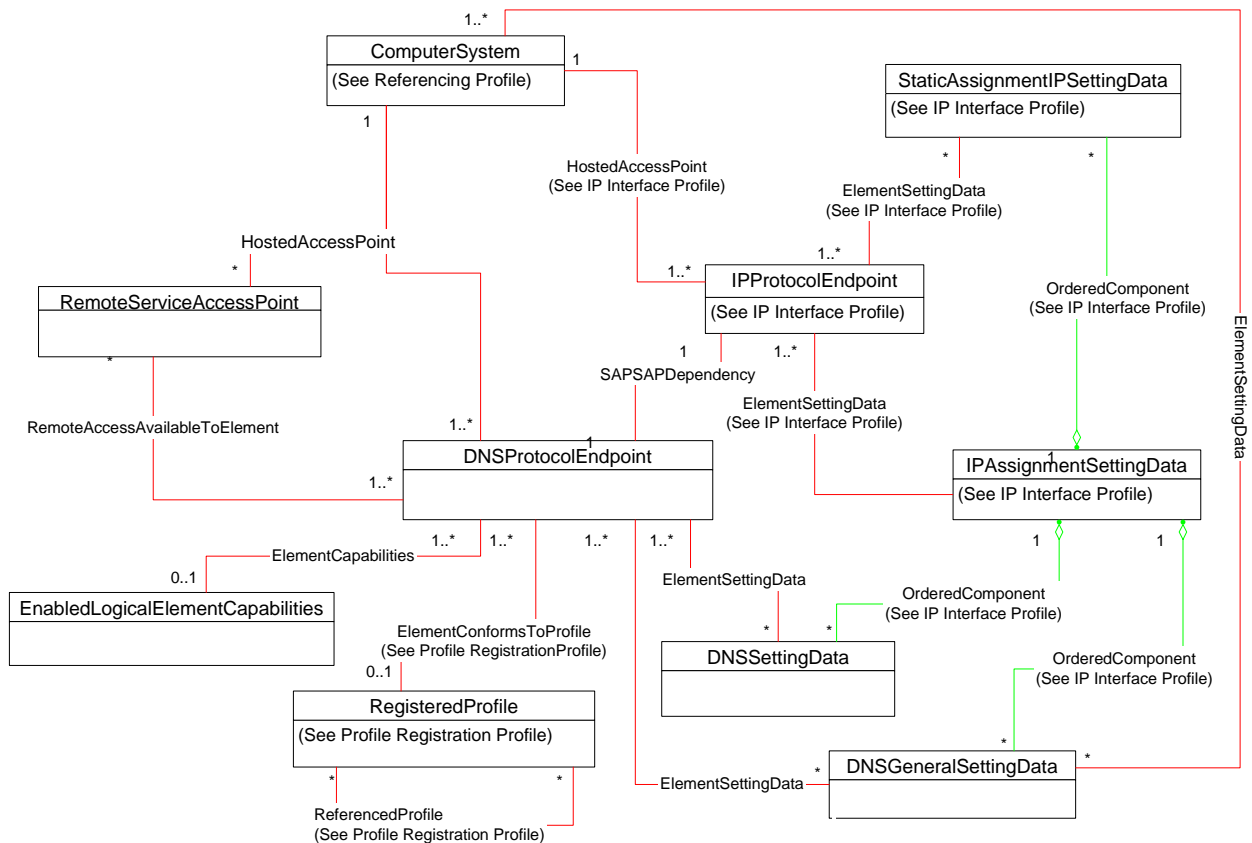
258 **6 Description**

259 The *DNS Client Profile* describes a DNS client in a managed system. The DNS client is represented by
 260 an instance of CIM_DNSProtocolEndpoint. The DNS client has a relationship with exactly one IP
 261 interface. This relationship is indicated through an instance of the CIM_SAPSAPDependency association.
 262 Configuration information for each interface is modeled in the CIM_DNSProtocolEndpoint instance as well
 263 as in the CIM_DNSSettingData instance.

264 The system-wide DNS configuration is modeled in the CIM_DNSGeneralSettingData instance. In a
 265 system with multiple IP interfaces, only a single CIM_DNSGeneralSettingData instance contains the
 266 active system-wide settings, while an instance of CIM_DNSSettingData exists for each interface.

267 The DNS servers that the DNS client has been configured to use are modeled using an instance of
 268 CIM_RemoteServiceAccessPoint. The actual DNS servers are not modeled in this profile.

269 Figure 1 represents the class schema for the *DNS Client Profile*. For simplicity, the prefix CIM_ has been
 270 removed from the names of the classes.



271

272

Figure 1 – DNS Client Profile: Class Diagram

273 7 Implementation

274 This clause details the requirements related to the arrangement of instances and properties of instances
275 for implementations of this profile.

276 7.1 DNS Client Representation

277 The DNS client shall be modeled using an instance of CIM_DNSProtocolEndpoint. The
278 CIM_DNSProtocolEndpoint shall be associated with exactly one instance of CIM_IPProtocolEndpoint
279 through an instance of the CIM_SAPSAPDependency association.

280 The current configuration of the DNS client is modeled using properties of the CIM_DNSProtocolEndpoint
281 instance. One or more alternate configurations for the client may be instrumented. Requirements when
282 modeling one or more alternate configurations are described in 7.4.

283 7.1.1 CIM_DNSProtocolEndpoint.DNSSuffixesToAppend

284 The value of the CIM_DNSProtocolEndpoint.DNSSuffixesToAppend property shall be zero or more
285 strings, where each string identifies a DNS suffix to append when resolving a host name, and each string
286 is formatted according to the preferred name syntax specified in IETF [RFC 1035](#).

287 7.1.2 CIM_DNSProtocolEndpoint.DHCPOptionsToUse

288 The CIM_DNSProtocolEndpoint.DHCPOptionsToUse property shall identify the DHCP options whose
289 values will be used when values are retrieved by the DHCP client for the associated IP interface. When
290 this property is not implemented, the use of DHCP assigned values is not supported by the DNS client.
291 When this property is implemented and no values are specified, the DNS client is not using any DHCP
292 assigned values for its configuration.

293 7.1.3 DNS Client State Management Is Supported — Conditional

294 Support for managing the state of the DNS client is optional behavior. This clause describes the CIM
295 elements and behaviors that shall be implemented when this behavior is supported.

296 7.1.3.1 CIM_EnabledLogicalElementCapabilities

297 When state management is supported, exactly one instance of CIM_EnabledLogicalElementCapabilities
298 shall be associated with the CIM_DNSProtocolEndpoint instance through an instance of
299 CIM_ElementCapabilities.

300 7.1.3.1.1 CIM_EnabledLogicalElementCapabilities.RequestedStatesSupported

301 The RequestedStatesSupported property may contain zero or more of the following values: 2 (Enabled),
302 3 (Disabled), or 11 (Reset).

303 7.1.3.2 CIM_DNSProtocolEndpoint.RequestedState

304 When the CIM_DNSProtocolEndpoint.RequestStateChange() method is successfully invoked, the value
305 of the RequestedState property shall be the value of the RequestedState parameter. If the method is not
306 successfully invoked, the value of the RequestedState property is indeterminate.

307 The CIM_DNSProtocolEndpoint.RequestedState property shall have one of the values specified in the
308 CIM_EnabledLogicalElementCapabilities.RequestedStatesSupported property or a value of 5 (No
309 Change).

310 7.1.3.3 CIM_DNSProtocolEndpoint.EnabledState

311 When the RequestedState parameter has a value of 2 (Enabled) or 3 (Disabled) and the
312 CIM_DNSProtocolEndpoint.RequestStateChange() method completes successfully, the value of the
313 EnabledState property shall equal the value of the CIM_DNSProtocolEndpoint.RequestedState property.

314 If the method does not complete successfully, the value of the EnabledState property is indeterminate.

315 The EnabledState property shall have the value 2 (Enabled), 3 (Disabled), or 5 (Not Applicable).

316 7.1.4 DNS Client State Management Is Not Supported

317 This clause describes the CIM elements and behaviors that shall be implemented when management of
318 the DNS client state is not supported.

319 7.1.4.1 CIM_EnabledLogicalElementCapabilities

320 When state management is not supported, exactly one instance of
321 CIM_EnabledLogicalElementCapabilities may be associated with the CIM_DNSProtocolEndpoint
322 instance through an instance of CIM_ElementCapabilities.

323 7.1.4.1.1 CIM_EnabledLogicalElementCapabilities.RequestedStatesSupported

324 The CIM_EnabledLogicalElementCapabilities.RequestedStatesSupported property shall not contain any
325 values.

326 7.1.4.2 CIM_DNSProtocolEndpoint.RequestedState

327 The RequestedState property shall have the value 12 (Not Applicable).

328 7.1.4.3 CIM_DNSProtocolEndpoint.EnabledState

329 The EnabledState property shall have one of the following values: 2 (Enabled), 3 (Disabled), 5 (Not
330 Applicable), or 6 (Enabled but Offline).

331 7.1.5 Modifying ElementName Is Supported — Conditional

332 The CIM_DNSProtocolEndpoint.ElementName property may support being modified by the
333 ModifyInstance operation; see 8.4.2. This behavior is conditional. This clause describes the CIM elements
334 and behavior requirements when an implementation supports client modification of the
335 CIM_DNSProtocolEndpoint.ElementName property.

336 7.1.5.1 CIM_EnabledLogicalElementCapabilities

337 An instance of CIM_EnabledLogicalElementCapabilities shall be associated with the
338 CIM_DNSProtocolEndpoint instance through an instance of CIM_ElementCapabilities.

339 7.1.5.1.1 CIM_EnabledLogicalElementCapabilities.ElementNameEditSupported

340 The ElementNameEditSupported property shall have a value of TRUE.

341 7.1.5.1.2 CIM_EnabledLogicalElementCapabilities.MaxElementNameLen

342 The MaxElementNameLen property shall be implemented.

343 7.1.6 Modifying ElementName Is Not Supported

344 This clause describes the CIM elements and behaviors that shall be implemented when the
345 CIM_DNSProtocolEndpoint.ElementName does not support being modified by the ModifyInstance
346 operation.

347 7.1.6.1 CIM_EnabledLogicalElementCapabilities

348 An instance of CIM_EnabledLogicalElementCapabilities may be associated with the
349 CIM_DNSProtocolEndpoint instance through an instance of CIM_ElementCapabilities.

350 7.1.6.1.1 CIM_EnabledLogicalElementCapabilities.ElementNameEditSupported

351 The ElementNameEditSupported property shall have a value of FALSE.

352 7.1.6.1.2 CIM_EnabledLogicalElementCapabilities.MaxElementNameLen

353 The MaxElementNameLen property may be implemented. The MaxElementNameLen property is
354 irrelevant in this context.

355 7.2 DNS Server Representation

356 A DNS client may be configured with the addresses of zero or more DNS servers to use for the resolution
357 of names. An instance of CIM_RemoteServiceAccessPoint shall exist for each DNS server that the DNS
358 client is configured to use.

359 7.2.1 CIM_RemoteServiceAccessPoint.AccessInfo

360 The value of the AccessInfo property of each instance of CIM_RemoteServiceAccessPoint shall be the IP
361 address of the DHCP server. If the value of CIM_RemoteServiceAccessPoint.InfoFormat is 3 (IPv4
362 Address), then the value of the property shall be expressed in dotted decimal notation as defined in IETF
363 [RFC 1208](#).

364 If the value of CIM_RemoteServiceAccessPoint.InfoFormat is 4 (IPv6 Address), then the value of the
365 property shall be expressed in the notation as defined in IETF [RFC 4291](#), section 2.2.

366 7.2.2 CIM_RemoteServiceAccessPoint.InfoFormat

367 The value of the InfoFormat property shall be a value of 3 (IPv4 Address) or a value of 4 (IPv6 Address).

368 7.3 DNS Client-Server Relationship

369 A DNS client may be configured with the addresses of multiple DNS servers. The DNS servers are
370 specified as an ordered set. The ordering corresponds to the order in which the DNS client will access
371 each DNS server in an attempt to resolve a name.

372 For each instance of CIM_RemoteServiceAccessPoint, an instance of
373 CIM_RemoteAccessAvailableToElement shall associate the CIM_RemoteServiceAccessPoint to the
374 CIM_DNSProtocolEndpoint that represents the DNS client. The existence of an instance of
375 CIM_RemoteAccessAvailableToElement is conditional on the existence of an instance of
376 CIM_RemoteServiceAccessPoint.

377 7.3.1 CIM_RemoteAccessAvailableToElement.OrderOfAccess

378 For a given instance of CIM_DNSProtocolEndpoint, a finite set of instances of
379 CIM_RemoteAccessAvailableToElement will exist such that the Dependent reference of the instance is
380 the CIM_DNSProtocolEndpoint instance and the Antecedent reference is an instance of
381 CIM_RemoteServiceAccessPoint where the AccessContext property has a value of 3.

382 For this set of instances, the values of the OrderOfAccess property of each instance shall form a positive,
383 monotonically increasing sequence starting with a value of 1. The relative order of the value of the
384 OrderOfAccess properties shall correspond to the relative order in which the DNS client will communicate
385 with the represented DNS servers when performing name resolution.

386 7.4 Alternate Configuration Management (Optional)

387 Alternate configurations for an IP interface are described in the [IP Interface Profile](#). An implementation
388 may support the management of an alternate DNS client configuration as part of the IP interface alternate
389 configurations. This behavior is optional. When management of alternate DNS configurations is
390 supported, the optional complete configuration behavior is mandatory.

391 When alternate configuration management of the DNS client is not supported, the current configuration of
392 the DNS client shall not be affected when an alternate configuration for an IP interface is applied to the
393 associated IP interface.

394 Some aspects of the configuration are specific to a particular IP interface. These aspects are modeled
395 using CIM_DNSSettingData. Other aspects of the complete configuration are applicable system wide.
396 These aspects are modeled using CIM_DNSGeneralSettingData. When alternate configuration
397 management of the DNS client is supported, the current configuration of the DNS client shall not be
398 affected when an alternate configuration for an IP interface is applied to the associated IP interface where
399 no instance of CIM_DNSSettingData or CIM_DNSGeneralSettingData is associated with the
400 CIM_IPAssignmentSettingData instance.

401 The following subclauses specify the requirements when this optional behavior is implemented.

402 7.4.1 CIM_DNSSettingData.DNSServerAddresses

403 The DNSServerAddresses property of the CIM_DNSSettingData instance indicates the DNS servers that
404 will be used. Each valid value of the DNSServerAddresses property shall be expressed in dotted decimal
405 notation as defined in IETF [RFC 1208](#). Values shall occupy consecutive array positions beginning at
406 index 0 (zero). The property shall contain zero or more values.

407 7.4.2 CIM_DNSSettingData.DHCPOptionsToUse

408 The CIM_DNSSettingData.DHCPOptionsToUse property shall identify the DHCP options whose values
409 will be used when values are retrieved by the DHCP client for the associated IP interface. When this
410 property is not implemented or is an empty array, no DHCP options will be used by the DNS client.

411 7.4.3 CIM_DNSGeneralSettingData Property Requirements

412 When CIM_DNSGeneralSettingData is instrumented, at least one of the following properties shall be
413 implemented:

- 414 • AppendPrimarySuffixes
- 415 • AppendParentSuffixes
- 416 • DNSSuffixesToAppend

417 7.4.4 CIM_DNSGeneralSettingData.DNSSuffixesToAppend

418 The value of the DNSSuffixesToAppend property of the CIM_DNSGeneralSettingData class shall be zero
419 or more strings, where each string identifies a DNS suffix to append when resolving a host name, and
420 each string is formatted according to the preferred name syntax specified in IETF [RFC 1035](#).

421 **7.4.5 Alternate Interface-Specific Configuration**

422 At least one instance of CIM_DNSSettingData shall be associated with at least one instance of
 423 CIM_IPAssignmentSettingData through an instance of CIM_OrderedComponent.

424 **7.4.6 Alternate System-Wide Configuration**

425 At least one instance of CIM_DNSGeneralSettingData shall be associated with at least one instance of
 426 CIM_IPAssignmentSettingData through an instance of CIM_OrderedComponent.

427 **7.4.7 Applying an Alternate Configuration**

428 Whenever an alternate configuration is applied to an IP interface, the DNS client configuration may
 429 change. The alternate configuration may implicitly result in a change in the DNS client configuration when
 430 the alternate configuration uses DHCP to request a partial DNS configuration and the DNS client is
 431 configured to use values returned by DHCP. The alternate configuration may explicitly result in a change
 432 in the DNS client configuration when an instance of CIM_DNSSettingData or
 433 CIM_DNSGeneralSettingData is associated with the CIM_IPAssignmentSettingData instance.

434 **8 Methods**

435 This clause details the requirements for supporting intrinsic operations and extrinsic methods for the CIM
 436 elements defined by this profile.

437 **8.1 CIM_DNSProtocolEndpoint.RequestStateChange()**

438 Invocation of the RequestStateChange() method changes the element’s state to the value specified in the
 439 RequestedState parameter. The 2 (Enabled) and 3 (Disabled) values of the RequestedState parameter
 440 shall correspond to enabling or disabling the network interface represented by the
 441 CIM_DNSProtocolEndpoint instance. A value of 11 (Reset) for the RequestedState parameter shall be
 442 equivalent to disabling and then enabling the network interface represented by the instance of
 443 CIM_DNSProtocolEndpoint.

444 Detailed requirements for the RequestStateChange() method are specified in Table 2 and Table 3.

445 No standard messages are defined.

446 Invoking the RequestStateChange method multiple times could result in earlier requests being overwritten
 447 or lost.

448 **Table 2 – CIM_DNSProtocolEndpoint.RequestStateChange() Method: Return Code Values**

Value	Description
0	Request was successfully executed.
1	Method unsupported
2	Error occurred
0x1000	Job started: REF returned to started CIM_ConcreteJob

449

Table 3 – CIM_DNSProtocolEndpoint.RequestStateChange() Method: Parameters

Qualifiers	Name	Type	Description/Values
IN, REQ	RequestedState	uint16	Valid state values : 2 (Enabled) 3 (Disabled) 11 (Reset)
OUT	Job	CIM_ConcreteJob REF	Returned if job started
IN, REQ	TimeoutPeriod	datetime	Client specified maximum amount of time the transition to a new state is supposed to take: 0 or NULL – No time requirements <interval> – Maximum time allowed

450 8.1.1.1 CIM_DNSProtocolEndpoint.RequestStateChange() Conditional Support

451 When an instance of CIM_EnabledLogicalElementCapabilities is associated with the
452 CIM_DNSProtocolEndpoint instance and the
453 CIM_EnabledLogicalElementCapabilities.RequestedStatesSupported property contains at least one
454 value, the CIM_DNSProtocolEndpoint.RequestStateChange() method shall be implemented and
455 supported. The CIM_DNSProtocolEndpoint.RequestStateChange() method shall not return a value of 1
456 (Not Supported).

457 8.2 Profile Conventions for Operations

458 For each profile class (including associations), the implementation requirements for operations, including
459 those in the following default list, are specified in class-specific subclauses of this clause.

460 The default list of operations is as follows:

- 461 • GetInstance
- 462 • EnumerateInstances
- 463 • EnumerateInstanceNames
- 464 • Associators
- 465 • AssociatorNames
- 466 • References
- 467 • ReferenceNames

468 8.3 CIM_DNSGeneralSettingData

469 Table 4 lists implementation requirements for operations. If implemented, these operations shall be
470 implemented as defined in [DSP0200](#). In addition, and unless otherwise stated in Table 4, all operations in
471 the default list in 8.2 shall be implemented as defined in [DSP0200](#).

472 NOTE: Related profiles may define additional requirements on operations for the profile class.

473

Table 4 – Operations: CIM_DNSGeneralSettingData

Operation	Requirement	Messages
ModifyInstance	Optional	None

474 **8.4 CIM_DNSProtocolEndpoint**

475 Table 5 lists implementation requirements for operations. If implemented, these operations shall be
 476 implemented as defined in [DSP0200](#). In addition, and unless otherwise stated in Table 5, all operations in
 477 the default list in 8.2 shall be implemented as defined in [DSP0200](#).

478 NOTE: Related profiles may define additional requirements on operations for the profile class.

479

Table 5 – Operations: CIM_DNSProtocolEndpoint

Operation	Requirement	Messages
ModifyInstance	Optional. See 8.4.2.	None

480 **8.4.1 CIM_DNSProtocolEndpoint — ModifyInstance Operation**

481 This clause details the specific requirements for the ModifyInstance operation applied to an instance of
 482 CIM_DNSProtocolEndpoint. The ModifyInstance operation shall not modify any properties other than the
 483 ElementName property. The ElementName property may be modified; requirements for modifying the
 484 ElementName property are specified in 8.4.2.

485 **8.4.2 CIM_DNSProtocolEndpoint.ElementName Property**

486 When an instance of CIM_EnabledLogicalElementCapabilities is associated with the
 487 CIM_DNSProtocolEndpoint instance and the
 488 CIM_EnabledLogicalElementCapabilities.ElementNameEditSupported property has a value of TRUE, the
 489 implementation shall allow the ModifyInstance operation to change the value of the ElementName
 490 property of the CIM_DNSProtocolEndpoint instance. The ModifyInstance operation shall enforce the
 491 length restriction specified in the MaxElementNameLen property of the
 492 CIM_EnabledLogicalElementCapabilities instance.

493 When no instance of CIM_EnabledLogicalElementCapabilities is associated with the
 494 CIM_DNSProtocolEndpoint instance, or the ElementNameEditSupported property of the
 495 CIM_EnabledLogicalElementCapabilities has a value of FALSE, the implementation shall not allow the
 496 ModifyInstance operation to change the value of the ElementName property of the
 497 CIM_DNSProtocolEndpoint instance.

498 **8.5 CIM_DNSSettingData**

499 Table 6 lists implementation requirements for operations. If implemented, these operations shall be
 500 implemented as defined in [DSP0200](#). In addition, and unless otherwise stated in Table 6, all operations in
 501 the default list in 8.2 shall be implemented as defined in [DSP0200](#).

502 NOTE: Related profiles may define additional requirements on operations for the profile class.

503

Table 6 – Operations: CIM_DNSSettingData

Operation	Requirement	Messages
ModifyInstance	Optional	None

504 8.6 CIM_ElementCapabilities

505 Table 7 lists implementation requirements for operations. If implemented, these operations shall be
 506 implemented as defined in [DSP0200](#). In addition, and unless otherwise stated in Table 7, all operations in
 507 the default list in 8.2 shall be implemented as defined in [DSP0200](#).

508 NOTE: Related profiles may define additional requirements on operations for the profile class.

509 **Table 7 – Operations: CIM_ElementCapabilities**

Operation	Requirement	Messages
Associators	Unspecified	None
AssociatorNames	Unspecified	None
References	Unspecified	None
ReferenceNames	Unspecified	None

510 8.7 CIM_ElementSettingData

511 Table 8 lists implementation requirements for operations. If implemented, these operations shall be
 512 implemented as defined in [DSP0200](#). In addition, and unless otherwise stated in Table 8, all operations in
 513 the default list in 8.2 shall be implemented as defined in [DSP0200](#).

514 NOTE: Related profiles may define additional requirements on operations for the profile class.

515 **Table 8 – Operations: CIM_ElementSettingData**

Operation	Requirement	Messages
Associators	Unspecified	None
AssociatorNames	Unspecified	None
References	Unspecified	None
ReferenceNames	Unspecified	None

516 8.8 CIM_EnabledLogicalElementCapabilities

517 All operations in the default list in 8.2 shall be implemented as defined in [DSP0200](#).

518 NOTE: Related profiles may define additional requirements on operations for the profile class.

519 8.9 CIM_SAPSAPDependency

520 Table 9 lists implementation requirements for operations. If implemented, these operations shall be
 521 implemented as defined in [DSP0200](#). In addition, and unless otherwise stated in Table 9, all operations in
 522 the default list in 8.2 shall be implemented as defined in [DSP0200](#).

523 NOTE: Related profiles may define additional requirements on operations for the profile class.

524 **Table 9 – Operations: CIM_SAPSAPDependency**

Operation	Requirement	Messages
Associators	Unspecified	None
AssociatorNames	Unspecified	None
References	Unspecified	None
ReferenceNames	Unspecified	None

525 **8.10 CIM_HostedAccessPoint**

526 Table 10 lists implementation requirements for operations. If implemented, these operations shall be
 527 implemented as defined in [DSP0200](#). In addition, and unless otherwise stated in Table 10, all operations
 528 in the default list in 8.2 shall be implemented as defined in [DSP0200](#).

529 NOTE: Related profiles may define additional requirements on operations for the profile class.

530 **Table 10 – Operations: CIM_HostedAccessPoint**

Operation	Requirement	Messages
Associators	Unspecified	None
AssociatorNames	Unspecified	None
References	Unspecified	None
ReferenceNames	Unspecified	None

531 **8.11 CIM_RemoteServiceAccessPoint**

532 All operations in the default list in 8.2 shall be implemented as defined in [DSP0200](#).

533 NOTE: Related profiles may define additional requirements on operations for the profile class.

534 **8.12 CIM_RemoteAccessAvailableToElement**

535 Table 11 lists implementation requirements for operations. If implemented, these operations shall be
 536 implemented as defined in [DSP0200](#). In addition, and unless otherwise stated in Table 11, all operations
 537 in the default list in 8.2 shall be implemented as defined in [DSP0200](#).

538 NOTE: Related profiles may define additional requirements on operations for the profile class.

539 **Table 11 – Operations: CIM_RemoteAccessAvailableToElement**

Operation	Requirement	Messages
Associators	Unspecified	None
AssociatorNames	Unspecified	None
References	Unspecified	None
ReferenceNames	Unspecified	None

540 **9 Use Cases**

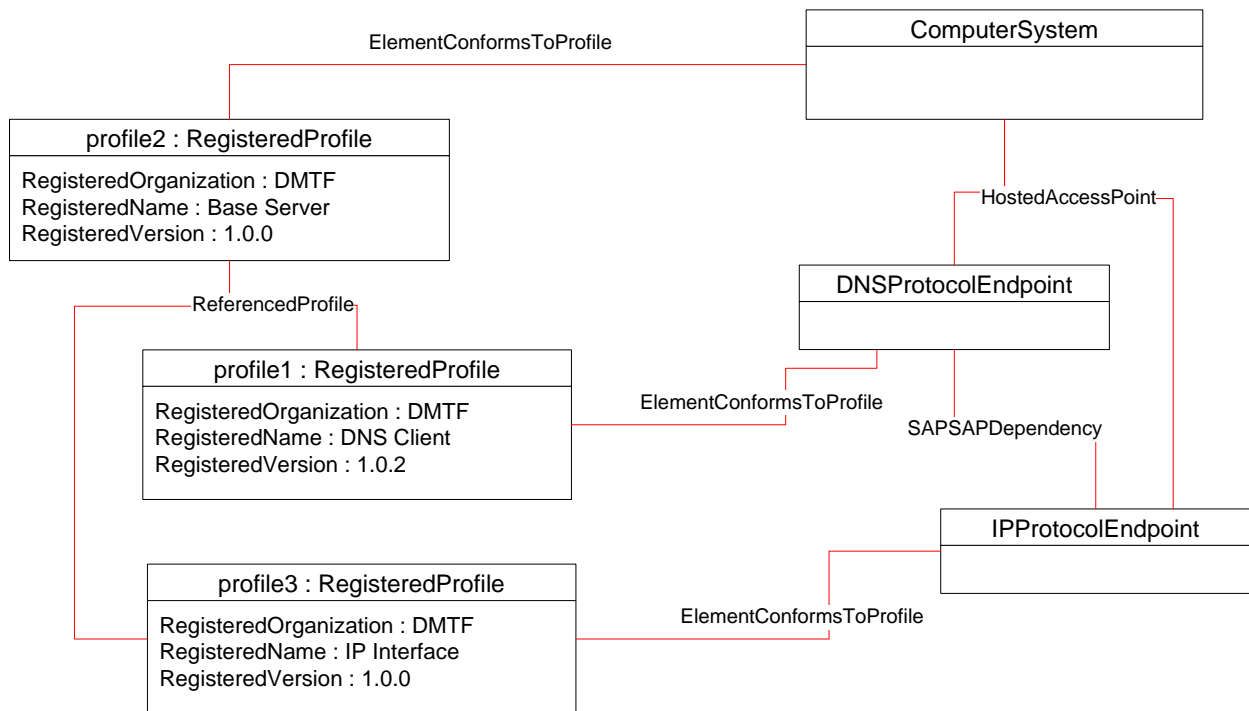
541 This clause contains object diagrams and use cases for the *DNS Client Profile*.

542 **9.1 Object Diagrams**

543 The object diagram in Figure 2 shows how instances of CIM_RegisteredProfile are used to identify the
 544 version of the *DNS Client Profile* with which an instance of CIM_DNSProtocolEndpoint and its associated
 545 instances are conformant. An instance of CIM_RegisteredProfile exists for each profile instrumented in
 546 the system.

- 547 • profile2 identifies the DMTF *Base System Profile* version 1.0.0.
- 548 • profile3 identifies the DMTF [IP Interface Profile](#) version 1.0.0.
- 549 • profile1 identifies the DMTF *DNS Client Profile* version 1.0.2.

550 The CIM_DNSProtocolEndpoint instance is associated with profile1, indicating that the instance of
 551 CIM_DNSProtocolEndpoint is conformant with the DMTF *DNS Client Profile* version 1.0.2. The instance
 552 of CIM_ComputerSystem is conformant with the DMTF *Base System Profile* version 1.0.0, as indicated by
 553 the CIM_ElementConformsToProfile association to profile2. Likewise, the CIM_IPProtocolEndpoint
 554 instance is conformant with the DMTF [IP Interface Profile](#) version 1.0.0, as indicated by the association to
 555 profile3.

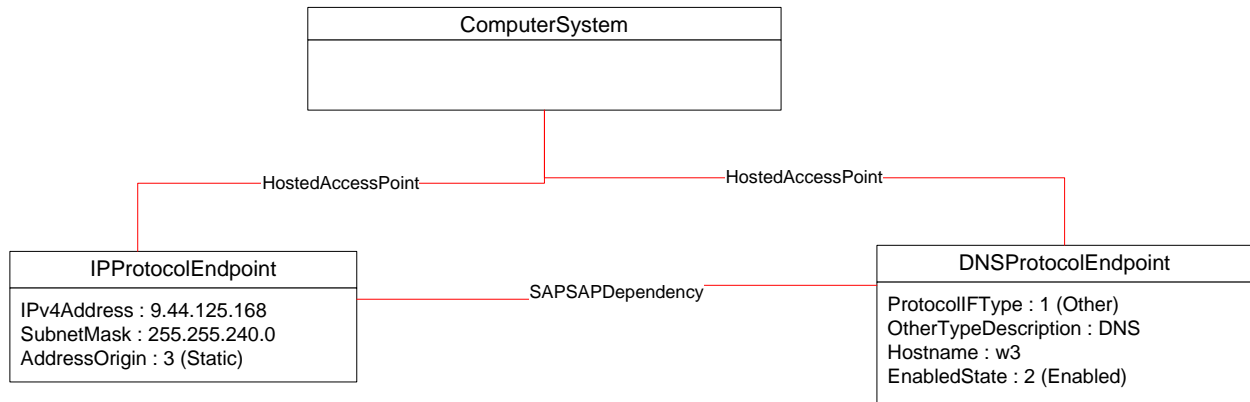


556

557

Figure 2 – Registered Profile

558 Figure 3 is an object diagram for an IP interface with DNS client support. Management of the DNS client
 559 is limited to indicating the host name bound to the IP interface. The DNS client for the IP interface is
 560 represented by the instance of CIM_DNSProtocolEndpoint. In this implementation, the current host name
 561 being used can be queried and the DNS client can be enabled and disabled.

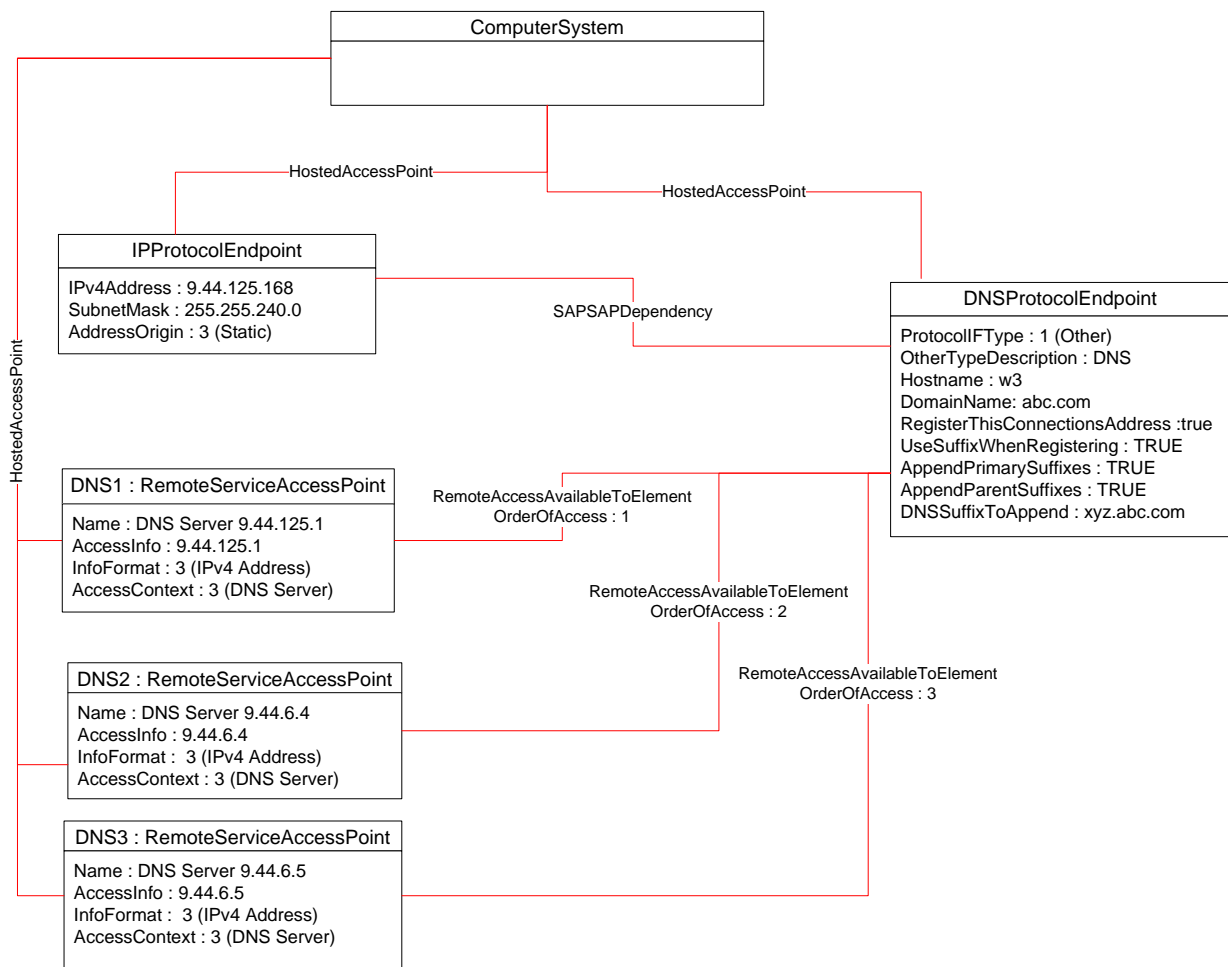


562

563

Figure 3 – Host Name Only

564 Figure 4 is an object diagram for an IP interface that has DNS client support. This implementation
 565 provides a complete model of the DNS client configuration. Each instance of
 566 CIM_RemoteServiceAccessPoint represents a DNS server that the client has been configured to use.
 567 The CIM_DNSProtocolEndpoint instance contains the entire configuration of the DNS client.



568

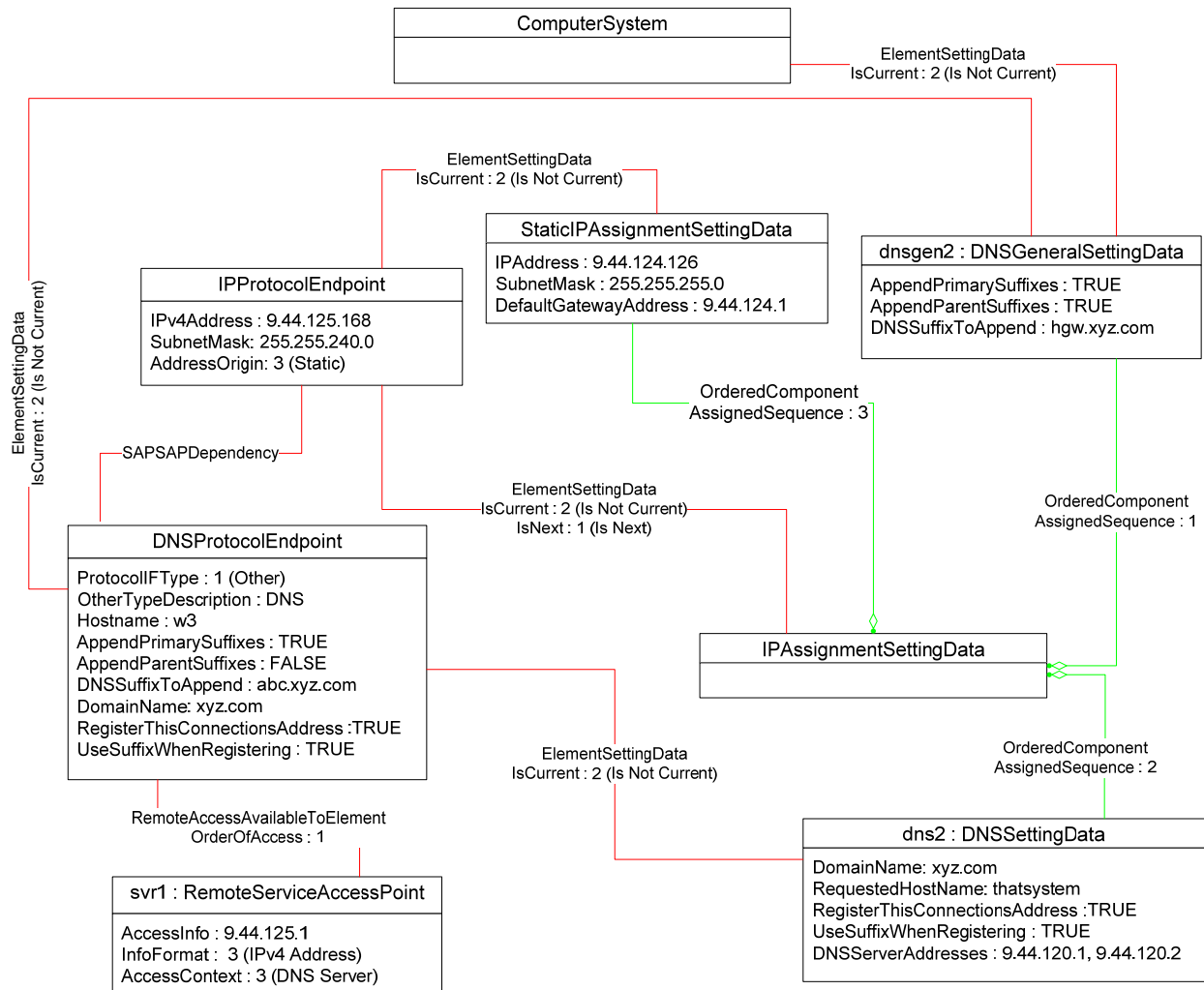
569

Figure 4 – DNS Configuration

570 The object diagram in Figure 5 is for an implementation in which the optional behavior of managing
 571 alternate configurations is supported. This diagram illustrates a more complete implementation than
 572 Figure 4. The current configuration of the DNS client is reflected by the properties of the
 573 CIM_DNSProtocolEndpoint instance.

574 dns2 and dnsgen2 contain the alternate configuration for the DNS client that will be used if the instance of
 575 CIM_IPAssignmentSettingData that represents an alternate configuration that could be applied to the IP
 576 interface is applied to the IP interface.

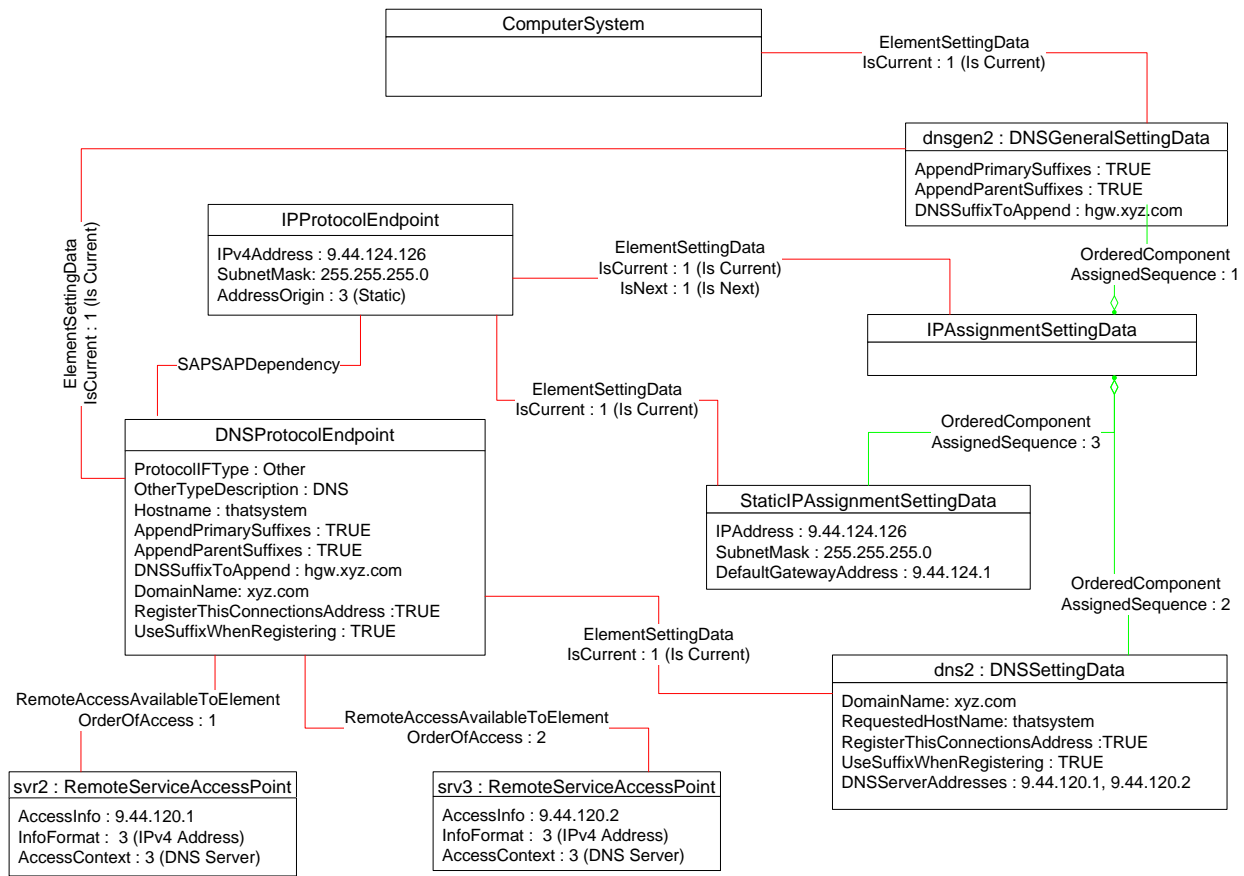
577 Note that to reduce clutter, the CIM_HostedAccessPoint associations are not shown. Neither are the
 578 CIM_IPConfigurationService instance and its related associations.



579

580 **Figure 5 – DNS Configuration with Alternate Configuration**

581 The object diagram in Figure 6 is for the same implementation as that of Figure 5 after the alternate
 582 configuration has been applied. The property values of the CIM_DNSProtocolEndpoint instance have
 583 been updated to reflect the settings applied when the alternate configuration was applied. The IsCurrent
 584 property of the instances of CIM_ElementSettingData that associate dns2 and dnsgen2 with the
 585 CIM_DNSProtocolEndpoint instance have the value 1 (Is Current), which indicates that these settings
 586 were the last applied.



587

588

Figure 6 – Alternate Configuration Applied

589 **9.2 Determine the Current DNS Configuration**

590 A client can determine the current DNS client configuration for an IP interface represented by an instance of CIM_IPProtocolEndpoint as follows:

- 592 1) Starting at the instance of CIM_IPProtocolEndpoint, use the CIM_SAPSAPDependency
593 association to find the associated instance of CIM_DNSProtocolEndpoint.
- 594 2) The host name associated with the IP endpoint is the value of the Hostname property of the
595 CIM_DNSProtocolEndpoint instance.
- 596 3) Find each instance of CIM_RemoteServiceAccessPoint that is associated through an instance
597 of CIM_RemoteAccessAvailableToElement with the CIM_DNSProtocolEndpoint instance where
598 the value of the AccessContext property of the CIM_RemoteServiceAccessPoint instance is 3
599 (DNS Server).
- 600 4) Query the value of the OrderOfAccess property of each instance of
601 CIM_RemoteAccessAvailableToElement to determine the relative order of access of the DNS
602 client to each of the DNS servers represented by the CIM_RemoteServiceAccessPoint
603 instances. The AccessInfo property of each instance of CIM_RemoteServiceAccessPoint
604 identifies a DNS server.
- 605 5) Query the remaining properties of the CIM_DNSProtocolEndpoint instance to determine the
606 complete DNS client configuration.

607 9.3 Determine Support for an Alternate DNS Configuration

608 A client can determine whether the implementation supports an alternate DNS configuration as follows:

- 609 1) Find the instance of CIM_IPProtocolEndpoint that is associated with the
610 CIM_DNSProtocolEndpoint instance through an instance of CIM_SAPSAPDependency.
- 611 2) Find the instances of CIM_IPAssignmentSettingData that are associated with the
612 CIM_IPProtocolEndpoint instance through an instance of CIM_ElementSettingData.
- 613 3) For each instance of CIM_IPAssignmentSettingData, determine if an instance of
614 CIM_DNSSettingData or CIM_DNSGeneralSettingData is associated with the instance through
615 an instance of CIM_OrderedComponent.

616 If an instance of CIM_DNSSettingData or CIM_DNSGeneralSettingData is found, the management of an
617 alternate DNS configuration is supported. The instance of CIM_IPAssignmentSettingData represents an
618 alternate IP configuration with DNS support.

619 9.4 Modify the DNS Configuration

620 A client can modify the DNS configuration as follows:

- 621 1) Determine if management of an alternate DNS configuration is supported as specified in 9.3.
- 622 2) Modify the properties of the CIM_DNSGeneralSettingData and CIM_DNSSettingData instances
623 to have the desired configuration.
- 624 3) Apply the alternate configuration to the IP interface using one of the methods described in the [IP](#)
625 [Interface Profile](#).

626 9.5 Determine Whether ElementName Can Be Modified

627 A client can determine whether it can modify the ElementName of an instance of
628 CIM_DNSProtocolEndpoint as follows:

- 629 1) Find the CIM_EnabledLogicalElementCapabilities instance that is associated with the
630 CIM_DNSProtocolEndpoint instance.
- 631 2) Query the value of the ElementNameEditSupported property of the
632 CIM_EnabledLogicalElementCapabilities instance. If the value is TRUE, the client can modify
633 the ElementName property of the target instance.

634 9.6 Determine Whether State Management Is Supported

635 A client can determine whether state management is supported for an instance of
636 CIM_DNSProtocolEndpoint as follows:

- 637 1) Find the CIM_EnabledLogicalElementCapabilities instance that is associated with the
638 CIM_DNSProtocolEndpoint instance.
- 639 2) Query the value of the RequestedStatesSupported property. If at least one value is specified,
640 state management is supported.

641 **10 CIM Elements**

642 Table 12 shows the instances of CIM Elements for this profile. Instances of the CIM Elements shall be
 643 implemented as described in Table 12. Clauses 7 (“Implementation”) and 8 (“Methods”) may impose
 644 additional requirements on these elements.

645 **Table 12 – CIM Elements: DNS Client Profile**

Element Name	Requirement	Description
Classes		
CIM_DNSGeneralSettingData	Optional	See 10.1.
CIM_DNSProtocolEndpoint	Mandatory	See 10.2.
CIM_DNSSettingData	Optional	See 10.3.
CIM_ElementCapabilities	Optional	See 10.4.
CIM_ElementSettingData	Optional	See 10.5 and 10.6.
CIM_EnabledLogicalElementCapabilities	Optional	See 10.7.
CIM_SAPSAPDependency	Mandatory	See 10.8.
CIM_HostedAccessPoint	Mandatory	See 10.9 and 10.10.
CIM_RemoteAccessAvailableToElement	Conditional	See 7.3 and 10.11.
CIM_RemoteServiceAccessPoint	Optional	See 7.2 and 10.12.
CIM_RegisteredProfile	Mandatory	See 10.13.
Indications		
None defined in this profile		

646 **10.1 CIM_DNSGeneralSettingData**

647 CIM_DNSGeneralSettingData contains the DNS settings that are applicable system wide. Table 13
 648 contains the requirements for elements of this class.

649 **Table 13 – Class: CIM_DNSGeneralSettingData**

Elements	Requirement	Description
InstanceID	Mandatory	Key
AddressOrigin	Mandatory	Matches 2 (Not Applicable)
AppendPrimarySuffixes	Optional	None
AppendParentSuffixes	Optional	None
DNSSuffixesToAppend	Optional	See 7.1.1.
ElementName	Mandatory	Pattern “.+”

650 **10.2 CIM_DNSProtocolEndpoint**

651 CIM_DNSProtocolEndpoint represents a DNS client associated with an IP interface. Table 14 contains
 652 the requirements for elements of this class.

653 **Table 14 – Class: CIM_DNSProtocolEndpoint**

Elements	Requirement	Description
SystemCreationClassName	Mandatory	Key
CreationClassName	Mandatory	Key
SystemName	Mandatory	Key
Name	Mandatory	Key
NameFormat	Mandatory	Pattern “.+”
Hostname	Mandatory	This property shall conform to the NAME restriction identified in RFC 952 .
ProtocollFType	Mandatory	This property shall have a value of 1 (Other).
OtherTypeDescription	Mandatory	This property shall have a value of “DNS”.
RequestedState	Mandatory	See 7.1.3.2 and 7.1.4.2.
EnabledState	Mandatory	See 7.1.3.3 and 7.1.4.3.
ElementName	Mandatory	Pattern “.+”
AppendPrimarySuffixes	Optional	None
AppendParentSuffixes	Optional	None
DNSSuffixesToAppend	Optional	See 7.1.1.
DomainName	Optional	This property shall be formatted according to the preferred name syntax specified in RFC 1035 .
UseSuffixWhenRegistering	Optional	None
RegisterThisConnectionsAddress	Optional	None
DHCPOptionsToUse	Optional	See 7.1.2.

654 **10.3 CIM_DNSSettingData**

655 CIM_DNSSettingData represents the DNS client configuration that is specific to a particular IP interface.
 656 Table 15 contains the requirements for elements of this class.

657 **Table 15 – Class: CIM_DNSSettingData**

Elements	Requirement	Description
InstanceID	Mandatory	Key
AddressOrigin	Mandatory	Matches 2 (Not Applicable)
ElementName	Mandatory	Pattern “.+”
RequestedHostname	Mandatory	This property shall conform to the NAME restriction identified in RFC 952 .
DNSServerAddresses	Mandatory	See 7.4.1.
DomainName	Optional	This property shall be formatted according to the preferred name syntax specified in RFC 1035 .
UseSuffixWhenRegistering	Optional	None
RegisterThisConnectionsAddress	Optional	None

658 **10.4 CIM_ElementCapabilities**

659 CIM_ElementCapabilities associates an instance of CIM_EnabledLogicalElementCapabilities with an
 660 instance of CIM_DNSProtocolEndpoint. CIM_ElementCapabilities is only supported if
 661 CIM_EnableLogicalElementCapabilities is supported. Table 16 contains the requirements for elements of
 662 this class.

663 **Table 16 – Class: CIM_ElementCapabilities**

Elements	Requirement	Description
ManagedElement	Mandatory	Key This property shall be a reference to an instance of CIM_DNSProtocolEndpoint. Cardinality 1..*
Capabilities	Mandatory	Key This property shall be a reference to the instance of CIM_EnabledLogicalElementCapabilities. Cardinality 0..1

664 **10.5 CIM_ElementSettingData — DNSGeneralSettingData**

665 CIM_ElementSettingData associates instances of CIM_DNSGeneralSettingData with the
 666 CIM_ComputerSystem instance for which they provide configuration. CIM_ElementSettingData in this
 667 case is only supported if CIM_DNSGeneralSettingData is supported. Table 17 contains the requirements
 668 for elements of this class.

669 **Table 17 – Class: CIM_ElementSettingData — DNSGeneralSettingData**

Elements	Requirement	Description
ManagedElement	Mandatory	This property shall be a reference to the Scoping Instance or the Central Instance. Cardinality 1..*
SettingData	Mandatory	This property shall be a reference to an instance of CIM_DNSGeneralSettingData. Cardinality *
IsCurrent	Mandatory	Matches 1 (Is Current) or 2 (Is Not Current)

670 **10.6 CIM_ElementSettingData — DNSSettingData**

671 CIM_ElementSettingData associates instances of CIM_DNSSettingData with the
 672 CIM_DNSProtocolEndpoint for which they provide configuration. CIM_ElementSettingData in this case is
 673 only supported if CIM_DNSSettingData is supported. Table 18 contains the requirements for elements of
 674 this class.

675 **Table 18 – Class: CIM_ElementSettingData — DNSSettingData**

Elements	Requirement	Description
ManagedElement	Mandatory	This property shall be a reference to the Central Instance. Cardinality 1..*
SettingData	Mandatory	This property shall be a reference to an instance of CIM_DNSSettingData. Cardinality *
IsCurrent	Mandatory	Matches 1 (Is Current) or 2 (Is Not Current)

676 **10.7 CIM_EnabledLogicalElementCapabilities**

677 CIM_EnabledLogicalElementCapabilities indicates support for managing the state of the network port.
 678 Table 19 contains the requirements for elements of this class.

679 **Table 19 – Class: CIM_EnabledLogicalElementCapabilities**

Elements	Requirement	Notes
InstanceID	Mandatory	Key
RequestedStatesSupported	Mandatory	See 7.1.3.1.1 and 7.1.4.1.1.
ElementNameEditSupported	Mandatory	See 7.1.5.1.1 and 7.1.6.1.1.
MaxElementNameLen	Conditional	See 7.1.5.1.2 and 7.1.6.1.2.

680 **10.8 CIM_SAPSAPDependency**

681 CIM_SAPSAPDependency relates the CIM_IPProtocolEndpoint instance to the
 682 CIM_DNSProtocolEndpoint instance that provides functionality related to it. Table 20 contains the
 683 requirements for elements of this class.

684 **Table 20 – Class: CIM_SAPSAPDependency**

Elements	Requirement	Description
Antecedent	Mandatory	This property shall be a reference to an instance of CIM_IPProtocolEndpoint. Cardinality 1
Dependent	Mandatory	This property shall be a reference to the Central Instance. Cardinality 1

685 **10.9 CIM_HostedAccessPoint — DNSProtocolEndpoint**

686 CIM_HostedAccessPoint relates the CIM_DNSProtocolEndpoint instances to their scoping
 687 CIM_ComputerSystem instance. Table 21 contains the requirements for elements of this class.

688 **Table 21 – Class: CIM_HostedAccessPoint — DNSProtocolEndpoint**

Elements	Requirement	Description
Antecedent	Mandatory	This property shall be a reference to the Scoping Instance. Cardinality 1
Dependent	Mandatory	This property shall be a reference to the Central Instance. Cardinality 1..*

689 **10.10 CIM_HostedAccessPoint — RemoteServiceAccessPoint**

690 CIM_HostedAccessPoint relates the CIM_RemoteServiceAccessPoint instances to their scoping
 691 CIM_ComputerSystem instance. Table 22 contains the requirements for elements of this class.

692 **Table 22 – Class: CIM_HostedAccessPoint — RemoteServiceAccessPoint**

Elements	Requirement	Notes
Antecedent	Mandatory	This property shall be a reference to the Scoping Instance. Cardinality 1
Dependent	Mandatory	This property shall be a reference to an instance of CIM_RemoteServiceAccessPoint. Cardinality *

693 **10.11 CIM_RemoteAccessAvailableToElement**

694 CIM_RemoteAccessAvailableToElement associates CIM_ManagedElement instances scoped to the
 695 managed system with instances of CIM_RemoteServiceAccessPoint that provide function to them.
 696 Table 23 contains the requirements for elements of this class.

697 **Table 23 – Class: CIM_RemoteAccessAvailableToElement**

Elements	Requirement	Description
Antecedent	Mandatory	This property shall be a reference to an instance of CIM_RemoteServiceAccessPoint. Cardinality *
Dependent	Mandatory	This property shall be a reference to the Central Instance. Cardinality 1..*
OrderOfAccess	Mandatory	See 7.3.1.

698 **10.12 CIM_RemoteServiceAccessPoint**

699 CIM_RemoteServiceAccessPoint represents the managed system's view of the DNS servers. Table 24
 700 contains the requirements for elements of this class.

701 **Table 24 – Class: CIM_RemoteServiceAccessPoint**

Elements	Requirement	Description
SystemCreationClassName	Mandatory	Key
CreationClassName	Mandatory	Key
SystemName	Mandatory	Key
Name	Mandatory	Key
InfoFormat	Mandatory	Pattern (".+")
AccessContext	Mandatory	Matches 3 (DNS Server)
AccessInfo	Mandatory	See 7.2.1.
InfoFormat	Mandatory	See 7.2.2.
ElementName	Mandatory	Pattern ".+"

702 **10.13 CIM_RegisteredProfile**

703 CIM_RegisteredProfile identifies the *DNS Client Profile* in order for a client to determine whether an
 704 instance of CIM_DNSProtocolEndpoint is conformant with this profile. The CIM_RegisteredProfile class is
 705 defined by the [Profile Registration Profile](#). With the exception of the mandatory values specified for the
 706 properties in Table 25, the behavior of the CIM_RegisteredProfile instance is in accordance with the
 707 [Profile Registration Profile](#).

708 **Table 25 – Class: CIM_RegisteredProfile**

Elements	Requirement	Description
RegisteredName	Mandatory	This property shall have a value of "DNS Client".
RegisteredVersion	Mandatory	This property shall have a value of "1.0.2".
RegisteredOrganization	Mandatory	This property shall have a value of 2 ("DMTF").

709 NOTE: Previous versions of this document included the suffix "Profile" for the RegisteredName value. If
 710 implementations querying for the RegisteredName value find the suffix "Profile", they should ignore the suffix, with
 711 any surrounding white spaces, before any comparison is done with the value as specified in this document.

712

713
714
715
716

ANNEX A (Informative)

Change Log

Version	Date	Description
1.0.0a	2006/07/10	Preliminary Standard
1.0.0	2008/08/10	Final Standard
1.0.1	2008-09-26	Errata 1.0.1
1.0.2	2010-09-15	Version 1.0.1 of the Final Standard formatted for DMTF Standard release

717
718