



1

Document Identifier: DSP0287

2

Date: 2024-07-18

3

Version: 1.0.0

4

# SPDM over TCP Binding Specification

5

Supersedes: None

6

Document Class: Normative

7

Document Status: Published

8

Document Language: en-US

Copyright Notice  
Copyright © 2024 DMTF. All rights reserved.

- 9 DMTF is a not-for-profit association of industry members dedicated to promoting enterprise and systems management and interoperability. Members and non-members may reproduce DMTF specifications and documents, provided that correct attribution is given. As DMTF specifications may be revised from time to time, the particular version and release date should always be noted.
- 10 Implementation of certain elements of this standard or proposed standard may be subject to third-party patent rights, including provisional patent rights (herein “patent rights”). DMTF makes no representations to users of the standard as to the existence of such rights, and is not responsible to recognize, disclose, or identify any or all such third-party patent right owners or claimants, nor for any incomplete or inaccurate identification or disclosure of such rights, owners, or claimants. DMTF shall have no liability to any party, in any manner or circumstance, under any legal theory whatsoever, for failure to recognize, disclose, or identify any such third-party patent rights, or for such party’s reliance on the standard or incorporation thereof in its product, protocols, or testing procedures. DMTF shall have no liability to any party implementing such standard, whether such implementation is foreseeable or not, nor to any patent owner or claimant, and shall have no liability or responsibility for costs or losses incurred if a standard is withdrawn or modified after publication, and shall be indemnified and held harmless by any party implementing the standard from any and all claims of infringement by a patent owner for such implementations.
- 11 For information about patents held by third parties which have notified DMTF that, in their opinion, such patents may relate to or impact implementations of DMTF standards, visit <https://www.dmtf.org/about/policies/disclosures>.
- 12 This document’s normative language is English. Translation into other languages is permitted.

CONTENTS

1 Foreword ..... 4

    1.1 Acknowledgments ..... 4

2 Introduction ..... 5

    2.1 Document conventions ..... 5

3 Scope ..... 6

    3.1 Normative references ..... 6

    3.2 Terms and definitions ..... 6

    3.3 Symbols and abbreviated terms ..... 7

    3.4 Binding Information ..... 7

4 Overview ..... 8

5 TCP Port Number and TCP Connection ..... 9

6 TCP Data Section Format for SPDM Messages ..... 10

    6.1 Header ..... 10

    6.2 Role Inquiry Message ..... 10

    6.3 Error Messages ..... 11

    6.4 Out-of-Session Message ..... 11

    6.5 In-Session Message ..... 12

7 VENDOR\_DEFINED\_REQUEST and VENDOR\_DEFINED\_RESPONSE messages for SPDM over TCP ..... 14

    7.1 VENDOR\_DEFINED\_REQUEST(GET\_SERVICE\_REQUEST) and VENDOR\_DEFINED\_RESPONSE(SERVICE\_REQUEST) ..... 17

    7.2 VENDOR\_DEFINED\_REQUEST(VERIFICATION\_RESULTS) and VENDOR\_DEFINED\_RESPONSE(VERIFICATION\_RESULTS\_ACK) ..... 23

    7.3 VENDOR\_DEFINED\_REQUEST(SET\_REFERENCE) and VENDOR\_DEFINED\_RESPONSE(SET\_REFERENCE\_ACK) ..... 25

    7.4 VENDOR\_DEFINED\_REQUEST(SET\_POLICY) and VENDOR\_DEFINED\_RESPONSE(SET\_POLICY\_ACK) ..... 26

8 ANNEX A (informative) Change Log ..... 27

    8.1 Version 1.0.0 (2024-07-18) ..... 27

9 Bibliography ..... 28

# 14 **1 Foreword**

---

15 The Security Protocols and Data Models (SPDM) Working Group prepared the *SPDM over TCP Binding Specification* (DSP0287).

16 DMTF is a not-for-profit association of industry members that promotes enterprise and systems management and interoperability. For information about DMTF, see [DMTF](#).

## 17 **1.1 Acknowledgments**

---

18 DMTF acknowledges these individuals' contributions to this document:

19 **Contributors:**

- Steven Bellock — NVIDIA Corporation
- James Borden — Kioxia
- Eduardo Cabre — Intel Corporation
- Andrew Draper — Intel Corporation
- Daniil Egranov — Arm Limited
- Brett Henning — Broadcom Inc.
- Jeff Hilland — Hewlett Packard Enterprise
- Guerney Hunt — IBM
- Raghupathy Krishnamurthy — NVIDIA Corporation
- Eliel Louzoun — Intel Corporation
- Chandra Nelogal — Dell Technologies
- Alexander Novitskiy — Intel Corporation
- Jim Panian — Qualcomm Inc.
- Scott Phuong — Axiado Corporation; Microsoft Corporation
- Xiaoyu Ruan — Intel Corporation
- Jiewen Yao — Intel Corporation

## 20 **2 Introduction**

---

21 This document specifies binding SPDM messages to *Transmission Control Protocol (TCP)*.

### 22 **2.1 Document conventions**

---

- Document titles appear in *italics*.
- The first occurrence of each important term appears in *italics* with a link to its definition.
- ABNF rules appear in a monospaced font.
- Unless otherwise specified, all figures are informative.

## 23 3 Scope

---

24 This document binds Out-of-Session SPDM messages and In-Session SPDM messages to TCP and further defines the transport specific details.

### 25 3.1 Normative references

---

26 The following referenced documents are indispensable for the application of this specification. For dated or versioned references, only the edition cited (including any corrigenda or DMTF update versions) applies. For references without a date or version, the latest published edition of the referenced document (including any corrigenda or DMTF update versions) applies.

- DMTF DSP0274, *Security Protocol and Data Model (SPDM) Base Specification any version*, <https://www.dmtf.org/dsp/DSP0274>
- DMTF DSP0277, *Secured Messages using SPDM Specification any version*, <https://www.dmtf.org/dsp/DSP0277>
- IANA, *TCP port number listing*, <https://www.iana.org/assignments/service-names-port-numbers/service-names-port-numbers.xhtml?search=4194>
- IETF RFC 9293, "Transmission Control Protocol (TCP)", <https://datatracker.ietf.org/doc/html/rfc9293>
- ISO/IEC Directives, *Part 2, Principles and rules for the structure and drafting of ISO and IEC documents*, <https://www.iso.org/sites/directives/current/part2/index.xhtml>

### 27 3.2 Terms and definitions

---

28 In this document, some terms have a specific meaning beyond the normal English meaning. This clause defines those terms.

29 The terms "shall" ("required"), "shall not," "should"("recommended"), "should not" ("not recommended"), "may," "need not" ("not required"), "can" and "cannot" in this document are to be interpreted as described in [ISO/IEC Directives, Part 2](#), Clause 7. The terms in parentheses are alternatives for the preceding term, for use in exceptional cases when the preceding term cannot be used for linguistic reasons. Note that [ISO/IEC Directives, Part 2](#), Clause 7 specifies additional alternatives. Occurrences of such additional alternatives shall be interpreted in their normal English meaning.

30 The terms "clause," "subclause," "paragraph," and "annex" in this document are to be interpreted as described in [ISO/IEC Directives, Part 2](#), Clause 6.

31 The terms "normative" and "informative" in this document are to be interpreted as described in [ISO/IEC Directives, Part 2](#), Clause 3. In this document, clauses, subclauses, or annexes labeled "(informative)" do not contain normative content. Notes and examples are always informative elements.

32 The terms that [DSP0277](#) and [DSP0274](#) define also apply to this document.

33 This specification uses these terms:

---

Term	Definition
TCP connection	A transport link that is set up using the TCP protocol between an SPDM Requester and an SPDM Responder. "TCP connection" is also referred to as "connection" in this specification.
SPDM session	A channel that is set up using the SPDM protocol with message authentication and with or without message encryption for communicating data over TCP. "SPDM session" is also referred to as "session" in this specification.
reach out model	The SPDM Responder initiates the TCP connection with the SPDM Requester.
reach down model	The SPDM Requester initiates the TCP connection with the SPDM Responder.
reference measurement	A baseline or known-good ("golden") measurement to be compared against an SPDM Responder's measurement reported in the <code>MEASUREMENTS</code> response.
verification policy	A set of rules that direct the evaluation of an SPDM Responder's measurement reported in the <code>MEASUREMENTS</code> response against the reference measurement. "Verification policy" is also referred to as "policy" in this specification.

### 34 3.3 Symbols and abbreviated terms

---

35 The abbreviations or notations defined in [DSP0277](#) and [DSP0274](#) apply to this document.

### 36 3.4 Binding Information

---

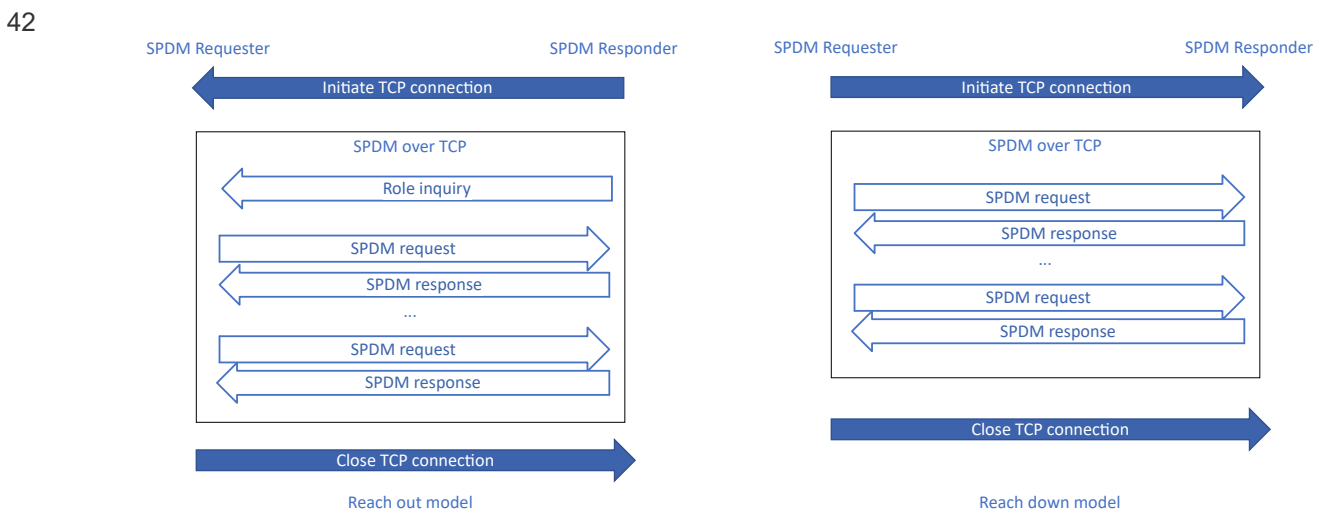
37 This version of this specification binds to the *Security Protocol and Data Model (SPDM)* specification ([DSP0274](#)).

38 This version of this specification binds to the *Secured Messages using SPDM* specification ([DSP0277](#)).

## 39 4 Overview

40 This specification describes transmitting SPDM messages over TCP transport between two endpoints, the SPDM Requester (also referred to as Requester) and the SPDM Responder (also referred to as Responder). The diagram on the left of Figure 1 shows the reach out model where the Responder initiates the TCP connection. The diagram on the right of Figure 1 shows the reach down model where the Requester initiates the TCP connection.

41 **Figure 1 — SPDM over TCP**



43 When the Requester finishes sending SPDM requests and processing SPDM responses with the Responder, the Requester should close the TCP connection. The Responder should not close the TCP connection before the Requester, unless errors or timeouts have occurred.

44 This specification covers the following topics:

1. Allocate a TCP port number for SPDM messages.
2. Define a role inquiry message.
3. Define error messages.
4. Define TCP data section formats for SPDM messages.
5. Define `VENDOR_DEFINED_REQUEST` and `VENDOR_DEFINED_RESPONSE` messages for use cases specific to SPDM over TCP.

45 The SPDM messages may be within an SPDM session or outside of an SPDM session.

46 When SPDM is used to protect the data transported over TCP, other protection mechanisms (such as Transport Layer Security (TLS)) shall not be used.



## 47 **5 TCP Port Number and TCP Connection**

---

48 The [IANA](#) has assigned TCP port number **4194** for SPDM.

49 The TCP connection listener shall bind to and listen at port 4194. In the TCP header (Figure 1 of [RFC 9293](#)), the TCP connection initiator shall initiate a TCP connection with the TCP connection listener by setting “Destination Port” to 4194. The TCP connection initiator may choose its own port (“Source Port”) for the connection. If a TCP connection initiator initiates concurrent TCP connections with multiple TCP connection listeners, the TCP connection initiator shall use different Source Ports with different TCP connection listeners.

50 An SPDM communication between two endpoints shall not span or multiplex over multiple TCP connections. When a TCP connection is terminated, the SPDM communication(s) relied on the TCP connection shall also be terminated.

## 51 6 TCP Data Section Format for SPDM Messages

52 The “Data” section in the [TCP header](#) shall contain a 4-byte *TCP SPDM binding header* followed by the *SPDM message payload*. There are two types of SPDM message payload: Out-of-Session Message and In-Session Message.

### 53 6.1 Header

54 [Table 1](#) defines the structure of the TCP SPDM binding header.

55 **Table 1 — TCP SPDM binding header data structure**

Byte offset	Field	Size (bytes)	Description
0	PayloadLen	2	Shall be the length of the SPDM message that follows the header.
2	BindingVer	1	Shall be 0x01 for this version of the binding specification.
3	MessageType	1	Shall indicate the message type. - 0x05: Out-of-Session Message. An SPDM message follows the header. - 0x06: In-Session Message. An SPDM message follows the header. - 0xBF: Role-Inquiry Message. No SPDM message follows the header. - 0xC0 to 0xFF: Error messages. No SPDM message follows the header. See <a href="#">Table 2</a> . - other values: reserved.

### 56 6.2 Role Inquiry Message

57 A TCP listener that supports both a Requester role (in the reach out model) and a Responder role (in the reach down model) may not know if the initiator wanted it to operate as the Requester or Responder. If the initiator is the Requester, then the listener, as Responder, shall wait for the first SPDM request message from the initiator; if the initiator is the Responder, then the listener, as Requester, shall send the first SPDM request message to the initiator.

58 To distinguish between the two scenarios, in the reach out model, the initiator (Responder) shall send a Role-Inquiry Message to the listener (Requester) and prompt the listener to send the first SPDM request message. A Role-Inquiry Message contains only the TCP SPDM binding header defined in [Table 1](#) without an SPDM message following the header. If the listener cannot operate as the Requester, then it should send an error message to the initiator and close the TCP connection. A Role-Inquiry Message is not used in the reach down model, as the initiator will send the first SPDM request message.

59 **6.3 Error Messages**

60 A TCP endpoint should send an error message (with MessageType between 0xC0 and 0xFF) to the peer if the last received message caused an error. The endpoint should terminate the TCP connection after sending the error message. An error message contains only the TCP SPDM binding header defined in Table 1 without an SPDM message following the header.

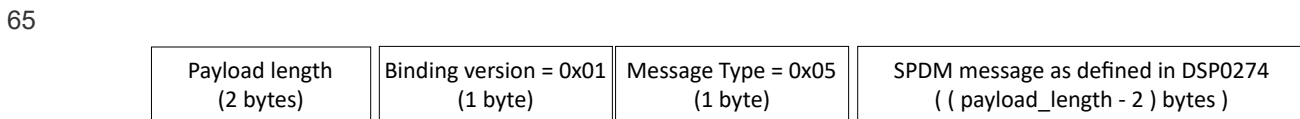
61 **Table 2 — MessageType field for error messages**

Value	Description
0xC0	The PayloadLen in the last received message is too large to be processed by the endpoint.
0xC1	The BindingVer in the last received message is not supported by the endpoint. The binding version supported by the endpoint is indicated in the BindingVer field of this message with MessageType of 0xC1.
0xC2	In the reach out model, the listener receives a Role-Inquiry Message from the initiator. If the listener cannot operate as a Requester, then the listener should send a message with MessageType of 0xC2 to the initiator.
0xC3	In the reach down model, if the listener receives an SPDM request message from the initiator but cannot operate as a Responder, then the listener should send a message with MessageType of 0xC3 to the initiator.
0xC4 - 0xFF	Reserved.

62 **6.4 Out-of-Session Message**

63 An “Out-of-Session Message” refers to an SPDM message that is not protected by a session key negotiated from KEY\_EXCHANGE or PSK\_EXCHANGE . The TCP data section for an Out-of-Session Message uses the format shown in Figure 2 and Table 3.

64 **Figure 2 — TCP data section format of Out-of-Session Message**



66 **Table 3 — TCP data section data model of Out-of-Session Message**

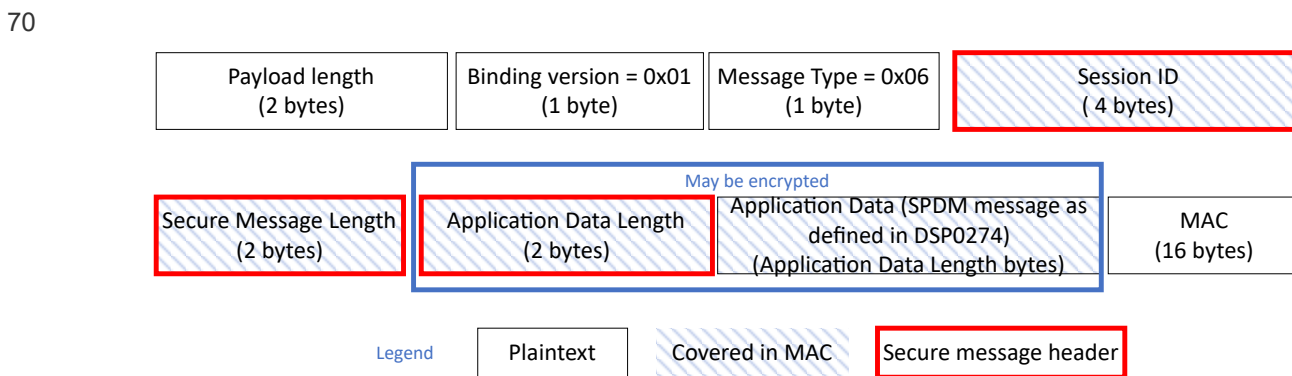
Byte offset	Field	Size (bytes)	Description
0	BindingHeader	4	Shall be TCP SPDM binding header as defined in Table 1.

Byte offset	Field	Size (bytes)	Description
4	SpdmMessage	Variable	Shall be an SPDM message as defined in <a href="#">DSP0274</a> , including the SPDM header. Note that this specification defines payloads for several <code>VENDOR_DEFINED_REQUEST</code> and <code>VENDOR_DEFINED_RESPONSE</code> messages. This SPDM message shall be allowed outside of a session, as specified in Table “SPDM request and response messages validity” of <a href="#">DSP0274</a> .

## 67 6.5 In-Session Message

68 An “In-Session Message” refers to an SPDM message that is protected by a session key negotiated from `KEY_EXCHANGE` or `PSK_EXCHANGE`. The TCP data section for an In-Session Message uses the format shown in [Figure 3](#) and [Table 4](#).

69 **Figure 3 — TCP data section format of In-Session Message**



71 **Table 4 — TCP data section data model of In-Session Message**

Byte offset	Field	Size (bytes)	Description
0	BindingHeader	4	Shall be TCP SPDM binding header as defined in <a href="#">Table 1</a> .

Byte offset	Field	Size (bytes)	Description
4	SecuredMessage	Variable	<p>Shall follow the format defined in Table “Secured Message fields definition” of <a href="#">DSP0277</a>. Specifically:</p> <ul style="list-style-type: none"> <li>- The “Random Data” field shall be absent.</li> <li>- The “Partial Sequence Number” field shall be absent.</li> <li>- The “Application Data” field shall be an encrypted and MAC’ed or MAC’ed SPDM message as defined in <a href="#">DSP0274</a>, including the SPDM header. Note that this specification defines payloads for several VENDOR_DEFINED_REQUEST and VENDOR_DEFINED_RESPONSE messages. This SPDM message shall be allowed in a session, as specified in Table “SPDM request and response messages validity” of <a href="#">DSP0274</a>.</li> </ul>

## 72 7 VENDOR\_DEFINED\_REQUEST and VENDOR\_DEFINED\_RESPONSE messages for SPDM over TCP

73 For Out-of-Session and In-Session Message formats, the SPDM message payload may contain a non-vendor-defined SPDM message or a vendor-defined SPDM message.

- [DSP0274](#) defines data models for non-vendor-defined request and response messages, such as `GET_VERSION`, `GET_MEASUREMENTS`, `KEY_EXCHANGE`.
- Individual binding specifications define data models for `VENDOR_DEFINED_REQUEST` (request message code 0xFE) and `VENDOR_DEFINED_RESPONSE` (response message code 0x7E) and their flows. This specification defines `VENDOR_DEFINED_REQUEST` and `VENDOR_DEFINED_RESPONSE` messages for use cases of SPDM over TCP binding.

74 [Table 5](#) defines the data model of `VENDOR_DEFINED_REQUEST` with field values specific to SPDM over TCP binding.

75 **Table 5 — Data model of `VENDOR_DEFINED_REQUEST` for SPDM over TCP**

Byte offset	Field	Size (bytes)	Description
0	SPDMVersion	1	Shall be the SPDM version negotiated in <code>GET_VERSION / VERSION</code> .
1	RequestResponseCode	1	Shall be 0xFE.
2	Param1	1	Reserved.
3	Param2	1	Reserved.
4	StandardID	2	Shall be 0x0000 (DMTF).
6	Len	1	Shall be 0x00 ( <code>VendorID</code> is absent for standards-defined <code>VendorDefinedReqPayload</code> ).
7	ReqLength	2	Shall be the length of <code>VendorDefinedReqPayload</code> .
9	VendorDefinedReqPayload	<code>ReqLength</code>	Shall follow the format defined in <a href="#">Table 6</a> .

76 As specified in [DSP0274](#), binding specifications published by DMTF (where `StandardID` is 0x0000) shall define the `VendorDefinedReqPayload` field in `VENDOR_DEFINED_REQUEST` and the `VendorDefinedRespPayload` field in `VENDOR_DEFINED_RESPONSE`. For SPDM over TCP, data models of `VendorDefinedReqPayload` and `VendorDefinedRespPayload` are defined in [Table 6](#) and [Table 8](#), respectively.

77 **Table 6 — Data model of `VendorDefinedReqPayload` for SPDM over TCP**

Byte offset	Field	Size (bytes)	Description
0	TCP_DSPNumber	2	Shall indicate this SPDM over TCP specification's DSP number as a 16-bit integer, 0x011F.
2	TCP_DSPVersion	2	Shall be the version number of this SPDM over TCP specification (DSP0287). For this version, - MajorVersion = 1. - MinorVersion = 0. - UpdateVersionNumber = 0. - Alpha = 0.
4	TCP_SubRequestID	1	Shall indicate the vendor-defined request specified in this specification. - 0x00: <a href="#">GET_SERVICE_REQUEST</a> . - 0x02: <a href="#">VERIFICATION_RESULTS</a> . - 0x05: <a href="#">SET_REFERENCE</a> . - 0x06: <a href="#">SET_POLICY</a> . - other values: reserved.
5	TCP_ReqPayloadLen	2	Shall be the length of <code>TCP_ReqPayload</code> .
7	Reserved	1	Reserved.
8	TCP_ReqPayload	<code>TCP_ReqPayloadLen</code>	Defined by individual vendor-defined requests specified in this specification.

78 [Table 7](#) defines the data model of `VENDOR_DEFINED_RESPONSE` with field values specific to SPDM over TCP binding.

79 **Table 7 — Data model of `VENDOR_DEFINED_RESPONSE` for SPDM over TCP**

Byte offset	Field	Size (bytes)	Description
0	SPDMVersion	1	Shall be the SPDM version negotiated in <code>GET_VERSION / VERSION</code> .
1	RequestResponseCode	1	Shall be 0x7E.
2	Param1	1	Reserved.
3	Param2	1	Reserved.
4	StandardID	2	Shall be 0x0000 (DMTF).
6	Len	1	Shall be 0x00 ( <code>VendorID</code> is absent for standards-defined <code>VendorDefinedRespPayload</code> ).
7	RespLength	2	Shall be the length of <code>VendorDefinedRespPayload</code> .
9	VendorDefinedRespPayload	<code>RespLength</code>	Shall follow the format defined in <a href="#">Table 8</a> .

80 **Table 8 — Data model of `VendorDefinedRespPayload` for SPDM over TCP**

Byte offset	Field	Size (bytes)	Description
0	TCP_DSPNumber	2	Shall indicate this SPDM over TCP specification's DSP number as a 16-bit integer, 0x011F.
2	TCP_DSPVersion	2	Shall be the version number of this SPDM over TCP specification (DSP0287). For this version, - MajorVersion = 1. - MinorVersion = 0. - UpdateVersionNumber = 0. - Alpha = 0.
4	TCP_SubResponseID	1	Shall indicate the vendor-defined response specified in this specification. - 0x80: <a href="#">SERVICE_REQUEST</a> . - 0x82: <a href="#">VERIFICATION_RESULTS_ACK</a> . - 0x85: <a href="#">SET_REFERENCE_ACK</a> . - 0x86: <a href="#">SET_POLICY_ACK</a> . - other values: reserved.
5	TCP_RespPayloadLen	2	Shall be the length of <code>TCP_RespPayload</code> .
7	Reserved	1	Reserved.
8	TCP_RespPayload	<code>TCP_RespPayloadLen</code>	Defined by individual vendor-defined responses specified in this specification.

81 The vendor-defined messages' validity with regard to session is summarized in [Table 9](#).

82 **Table 9 — Validity of Vendor-Defined Messages for SPDM over TCP**

Request	Response	Outside of a session	Session (application phase)
GET_SERVICE_REQUEST	SERVICE_REQUEST	Allowed	Allowed
VERIFICATION_RESULTS	VERIFICATION_RESULTS_ACK	Prohibited	Allowed, mutual authentication required



Request	Response	Outside of a session	Session (application phase)
SET_REFERENCE	SET_REFERENCE_ACK	Allowed only if data structure of the <a href="#">reference measurements</a> guarantees integrity, authenticity, and freshness	Allowed; Mutual authentication required, if data structure of the <a href="#">reference measurements</a> does not guarantee integrity, authenticity, or freshness
SET_POLICY	SET_POLICY_ACK	Allowed only if data structure of the policy guarantees integrity, authenticity, and freshness	Allowed; Mutual authentication required, if data structure of the policy does not guarantee integrity, authenticity, or freshness

83 **7.1 VENDOR\_DEFINED\_REQUEST(GET\_SERVICE\_REQUEST) and VENDOR\_DEFINED\_RESPONSE(SERVICE\_REQUEST)**

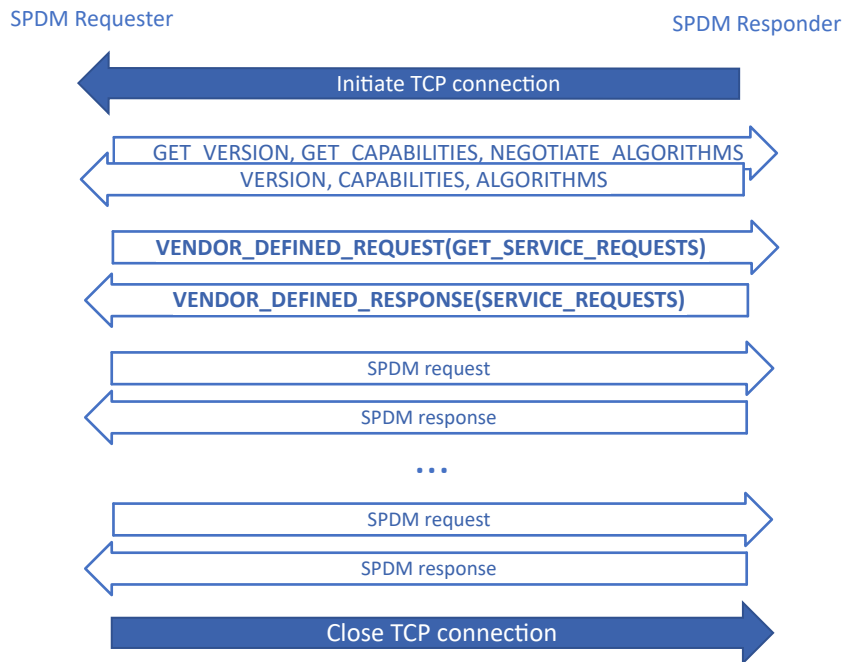
84 In the [reach out model](#) (left of [Figure 1](#)), the Requester might need to inquire about the Responder’s reason for initiating the TCP connection. To do this, the Requester can send `VENDOR_DEFINED_REQUEST(GET_SERVICE_REQUEST)`. If the Requester and the Responder have previously cached a negotiated state, then the Requester might send `VENDOR_DEFINED_REQUEST(GET_SERVICE_REQUEST)` as the first SPDM message. The `VENDOR_DEFINED_REQUEST(GET_SERVICE_REQUEST)` and `VENDOR_DEFINED_RESPONSE(SERVICE_REQUEST)` messages might be sent within a session or outside of a session.

85 If a Requester or Responder supports SPDM over TCP with the [reach out model](#), then it should support `VENDOR_DEFINED_REQUEST(GET_SERVICE_REQUEST)` and `VENDOR_DEFINED_RESPONSE(SERVICE_REQUEST)`. If a Requester or Responder supports SPDM over TCP with the [reach down model](#), then it might support `VENDOR_DEFINED_REQUEST(GET_SERVICE_REQUEST)` and `VENDOR_DEFINED_RESPONSE(SERVICE_REQUEST)`.

86 [Figure 4](#) shows a sample flow for `VENDOR_DEFINED_REQUEST(GET_SERVICE_REQUEST)` and `VENDOR_DEFINED_RESPONSE(SERVICE_REQUEST)` messages.

87 **Figure 4 — Sample flow for `VENDOR_DEFINED_REQUEST(GET_SERVICE_REQUEST)` and `VENDOR_DEFINED_RESPONSE(SERVICE_REQUEST)`**

88



89 [Table 10](#) defines the `TCP_ReqPayload` field of [Table 6](#) for `VENDOR_DEFINED_REQUEST(GET_SERVICE_REQUEST)`. This specification defines a set of services under the standards body of DMTF. Other standards bodies or vendors may also define services. The `VENDOR_DEFINED_REQUEST(GET_SERVICE_REQUEST)` is designed for the Requester to announce its supported DMTF-defined services to the Responder. Other standards bodies or vendors may define their own `VENDOR_DEFINED_REQUEST` for the Requester to announce their services to the Responder.

90 **Table 10 — `VENDOR_DEFINED_REQUEST(GET_SERVICE_REQUEST)` `TCP_ReqPayload` field**

Byte offset	Field	Size (bytes)	Description
0	AvailableDmtfServices	32	<p>Shall be a bit mask of 256 bits. Each bit represents whether the Requester can provide a DMTF-defined service identified by the <code>ServiceID</code> in <a href="#">Table 15</a> (1 means the Requester supports the service identified by this <code>ServiceID</code>; 0 means the Requester does not support the service identified by this <code>ServiceID</code>; bits corresponding to values not defined in <a href="#">Table 15</a> are reserved and shall be set to 0). A <code>ServiceID</code> is represented by the bit offset of the <code>AvailableDmtfServices</code> bit mask.</p> <p>For example, Bit [0] of Byte [0] of <code>AvailableDmtfServices</code> represents <code>ServiceID 0x00</code> (ANY_REQUEST). If a Requester supports DMTF-defined services, then the Requester should support ANY_REQUEST, and hence this bit of the <code>AvailableDmtfServices</code> bit mask should be 1.</p> <p>Other examples: Bit [2] of Byte [0] of <code>AvailableDmtfServices</code> represents <code>ServiceID 0x02</code> (PROVISION_CERTIFICATE); Bit [6] of Byte [0] represents <code>ServiceID 0x06</code> (PROVISION_REFERENCE_MEASUREMENTS); and so on.</p>
32	Reserved	3	Reserved.
35	State	1	Shall indicate the current state of the requested service as defined in <a href="#">Table 11</a> . If <code>State</code> is not 0x00, the Responder should correct the parameters in error and resend the <code>VENDOR_DEFINED_RESPONSE(SERVICE_REQUEST)</code> response with valid parameters.

91 [Table 11](#) specifies possible values for the `State` field in [Table 10](#).

92 **Table 11 — `State` field of `VENDOR_DEFINED_REQUEST(GET_SERVICE_REQUEST)` TCP\_ReqPayload**

Value	Description
0x00	This is the first <code>VENDOR_DEFINED_REQUEST(GET_SERVICE_REQUEST)</code> , or the last requested service of the Responder has been completed and the Responder may respond with a new service request.
0x01	The <code>SessionMethod</code> field (see <a href="#">Table 13</a> ) of the <code>SessionOption</code> in the last <code>VENDOR_DEFINED_RESPONSE(SERVICE_REQUEST)</code> response is invalid.
0x02	The <code>SlotID</code> field of the <code>SessionOption</code> in the last <code>VENDOR_DEFINED_RESPONSE(SERVICE_REQUEST)</code> response is invalid.
0x03	The <code>ServiceID</code> (see <a href="#">Table 14</a> ) in the last <code>VENDOR_DEFINED_RESPONSE(SERVICE_REQUEST)</code> response is invalid, because the requested service is not available on the Requester.
0x04	The <code>ServiceID</code> in the last <code>VENDOR_DEFINED_RESPONSE(SERVICE_REQUEST)</code> response is invalid, because the requested service requires a secure session but the Responder has no provisioned certificates, public keys, or pre-shared keys for establishing a session.
0x05	The <code>ServiceParam</code> in the last <code>VENDOR_DEFINED_RESPONSE(SERVICE_REQUEST)</code> response is invalid.
others	Reserved.

93 [Table 12](#) defines the `TCP_RespPayload` field of [Table 8](#) for `VENDOR_DEFINED_RESPONSE(SERVICE_REQUEST)`. The `VENDOR_DEFINED_RESPONSE(SERVICE_REQUEST)` response is designed to accommodate and convey requested services defined by not only DMTF, but also other standards bodies or vendors.

94 **Table 12 — VENDOR\_DEFINED\_RESPONSE(SERVICE\_REQUEST) TCP\_RespPayload field**

Byte offset	Field	Size (bytes)	Description
0	SessionOption	1	Shall be the Responder's preference for session for this service. See <a href="#">Table 13</a> .
1	Reserved	1	Reserved.
2	ServiceRequest	variable	Shall indicate the service being requested. The service request shall follow the format defined in <a href="#">Table 14</a> .

95 **Table 13 — Session option for VENDOR\_DEFINED\_RESPONSE(SERVICE\_REQUEST)**

Bit offset	Field	Description
[2:0]	SessionMethod	Shall be the Responder's preference for the session and its establishment method. - 000b: The Responder does not provide a preference for whether a session should be established or not. - 100b: The Responder suggests that a session should be established, but does not provide a preference for using <code>KEY_EXCHANGE</code> or <code>PSK_EXCHANGE</code> . - 110b: The Responder suggests establishing a session using <code>PSK_EXCHANGE</code> . - 111b: The Responder suggests establishing a session using <code>KEY_EXCHANGE</code> . - other values: reserved.
3	Reserved	Reserved.
[7:4]	SlotID	Meaningful only if <code>SessionMethod</code> is 111b. Shall be the Responder's certificate Slot ID that the Responder suggests the Requester to use in <code>KEY_EXCHANGE</code> . Use 1111b if Responder prefers to use the Responder's public key previously provisioned to the Requester for <code>KEY_EXCHANGE</code> .

96 **Table 14 — Format of a service request**

Byte offset	Field	Size (bytes)	Description
0	SVH	svh_len	Shall follow the format of the "standards body or vendor-defined header (SVH)" defined by <a href="#">DSP0274</a> . The <code>ServiceID</code> below is within the name space defined by this standards body or vendor.  For DMTF, <a href="#">Table 15</a> defines a set of services under <code>ID = DMTF (0x00)</code> and <code>VendorIDLen = 0x00</code> (no vendor ID). In this case, <code>svh_len = 2</code> .
svh_len	ServiceID	1	Shall specify the service being requested.  For DMTF, <a href="#">Table 15</a> defines a set of services. This field shall be 0xFF if the Responder has no service requests.
svh_len + 1	Reserved	1	Reserved.

Byte offset	Field	Size (bytes)	Description
svh_len + 2	ServiceParam	1	Shall specify the parameter for the service identified by <code>ServiceID</code> .  For DMTF-defined services, the parameters are specified in <a href="#">Table 15</a> with the corresponding service.
svh_len + 3	Reserved	5	Reserved. Standards bodies or vendors may introduce additional parameters for their services.

- 97 The `VENDOR_DEFINED_RESPONSE(SERVICE_REQUEST)` response message contains details of the Responder’s request for service (for example, certificate provisioning) and preferences (for example, slot ID for the certificate to be provisioned). The Responder may request for only one service in one response. After a service is completed, the Requester should send `VENDOR_DEFINED_REQUEST(GET_SERVICE_REQUEST)` again to inquire about additional service requests.
- 98 If the Responder’s `VENDOR_DEFINED_RESPONSE(SERVICE_REQUEST)` message represents an invalid service request (such as a `ServiceID` not supported by the Requester), the Requester may resend the `VENDOR_DEFINED_REQUEST(GET_SERVICE_REQUEST)` with error information in the `State` field. Note that this may happen after other SPDM message exchanges. For example, the Responder’s `ServiceRequest` contains `ServiceID` of 0x02 (VERIFY\_MEASUREMENTS; see [Table 15](#)), which requires a mutually-authenticated session. However, from the `DIGESTS` response, Requester realizes that the Responder has no provisioned certificates, public keys, or pre-shared keys for establishing a session. In this case, the Requester should send resend `VENDOR_DEFINED_REQUEST(GET_SERVICE_REQUEST)` with `State` = 0x04.
- 99 Upon receiving `VENDOR_DEFINED_REQUEST(GET_SERVICE_REQUEST)` with an error code in `State` , the Responder should correct the error and respond with a valid `VENDOR_DEFINED_RESPONSE(SERVICE_REQUEST)` message. The Requester may terminate the TCP connection after a certain number (implementation-specific) of invalid `VENDOR_DEFINED_RESPONSE(SERVICE_REQUEST)` responses from the Responder.
- 100 The Responder may request for the same service multiple times with different `ServiceParam` values (see [Table 15](#)) in multiple `VENDOR_DEFINED_REQUEST(GET_SERVICE_REQUEST)` and `VENDOR_DEFINED_RESPONSE(SERVICE_REQUEST)` pairs. For example, the Responder may request the Requester to provision multiple certificates with different values of the `Param1` field.
- 101 Some services require a secure session and potentially mutual authentication. Once a session is established due to a service request, the Requester may either terminate the session (by `END_SESSION` ) upon completion of the service request, or keep the session active for future services and terminate the session upon completion of all services.
- 102 After a service request has been fulfilled, the Requester may close the TCP connection or send `VENDOR_DEFINED_REQUEST(GET_SERVICE_REQUEST)` to inquire about the Responder’s additional service requests. If the Responder has no additional service requests, then the Responder may respond with `ServiceID` = 0xFFFF (see [Table 15](#)), and the Requester may close the TCP connection.
- 103 [Table 15](#) specifies DMTF-defined services that the Responder may request from the Requester.
- 104 **Table 15 — DMTF-defined services and parameters**

ServiceID and short name	Description (the Responder asks the Requester to...)	ServiceParam
0x00 ANY_REQUEST	Perform a service that is not specified in <code>VENDOR_DEFINED_RESPONSE(SERVICE_REQUEST)</code> . The Responder shall use this <code>ServiceID</code> if the service to be performed was negotiated with the Requester using an out-of-band method. The Responder may use this <code>ServiceID</code> to notify the Requester that the Responder is ready for SPDM communication. The Requester may send <code>GET_SUPPORTED_EVENT_TYPES</code> and <code>SUBSCRIBE_EVENT_TYPES</code> and wait for events from the Responder. The Requester should support ANY_REQUEST. This service does not require a secure session.	Reserved
0x01 SESSION_ONLY	Set up a session using the configurations specified in <code>SessionOption</code> . The Requester and the Responder may exchange (non-SPDM) application data or proprietary data within the session. This service does not require a secure session.	Reserved
0x02 PROVISION_CERTIFICATE	Provision a certificate with <code>GET_CSR</code> and <code>SET_CERTIFICATE</code> . This service does not require a secure session.	Shall be the Responder's suggested value for <code>Param1</code> of <code>SET_CERTIFICATE</code> .
0x03 VERIFY_MEASUREMENTS	Get Responder's measurements with <code>GET_MEASUREMENTS</code> , verify measurements, and provide results with <code>VENDOR_DEFINED_RESPONSE(VERIFICATION_RESULTS)</code> . This service shall be conducted within a session with mutual authentication, because the Responder shall be able to verify that the verification results were originated from a trustworthy Requester.	Reserved
0x04 GET_MEASUREMENTS	Get Responder's measurements with <code>GET_MEASUREMENTS</code> without providing verification results. This service does not require a secure session. Use case example: the Responder reports its measurements to the Requester periodically as part of a recurring verification, and the Requester enforces policies (such as blocking network access) depending on verification results.	<ul style="list-style-type: none"> <li>- Bits [7:4]: Reserved.</li> <li>- Bits [3:0]: A value of 0000b, 0001b, 0010b, 0011b, 0100b, 0101b, 0110b, 0111b, or 1111b shall indicate the Responder's suggested value for Bits [3:0] (Responder's certificate slot ID or provisioned public key) of <code>SlotIDParam</code> of <code>GET_MEASUREMENTS</code>. A value of 1110b shall indicate that <code>SlotIDParam</code> is negotiated using an out-of-band method or shall be determined by the Requester. Other values are reserved.</li> </ul>

ServiceID and short name	Description (the Responder asks the Requester to...)	ServiceParam
0x05 GET_MEL	Get the Responder's measurement event log (MEL) with <code>GET_MEASUREMENTS</code> where <code>DMTFSpecMeasurementValueType[6:0] == 0x08</code> (hash-extended measurement) and <code>GET_MEASUREMENT_EXTENSION_LOG</code> . Use of the MEL is specific to implementation and out of scope of this specification. This service does not require a secure session.	Reserved
0x06 PROVISION_REFERENCE_MEASUREMENTS	Provision <a href="#">reference measurements</a> with <code>VENDOR_DEFINED_RESPONSE(SET_REFERENCE)</code> . This service may require a secure session. Refer to Section <a href="#">VENDOR_DEFINED_REQUEST(SET_REFERENCE) and VENDOR_DEFINED_RESPONSE(SET_REFERENCE_ACK)</a> .	Reserved
0x07 PROVISION_VERIFICATION_POLICY	Provision measurement verification policy with <code>VENDOR_DEFINED_RESPONSE(SET_POLICY)</code> . This service may require a secure session. Refer to Section <a href="#">VENDOR_DEFINED_REQUEST(SET_POLICY) and VENDOR_DEFINED_RESPONSE(SET_POLICY_ACK)</a> .	Reserved
0xFF INVALID	Not to provide additional services. This <code>ServiceID</code> does not represent any service.	Reserved
other	Reserved	Reserved

105 **7.2 VENDOR\_DEFINED\_REQUEST(VERIFICATION\_RESULTS) and VENDOR\_DEFINED\_RESPONSE(VERIFICATION\_RESULTS\_ACK)**

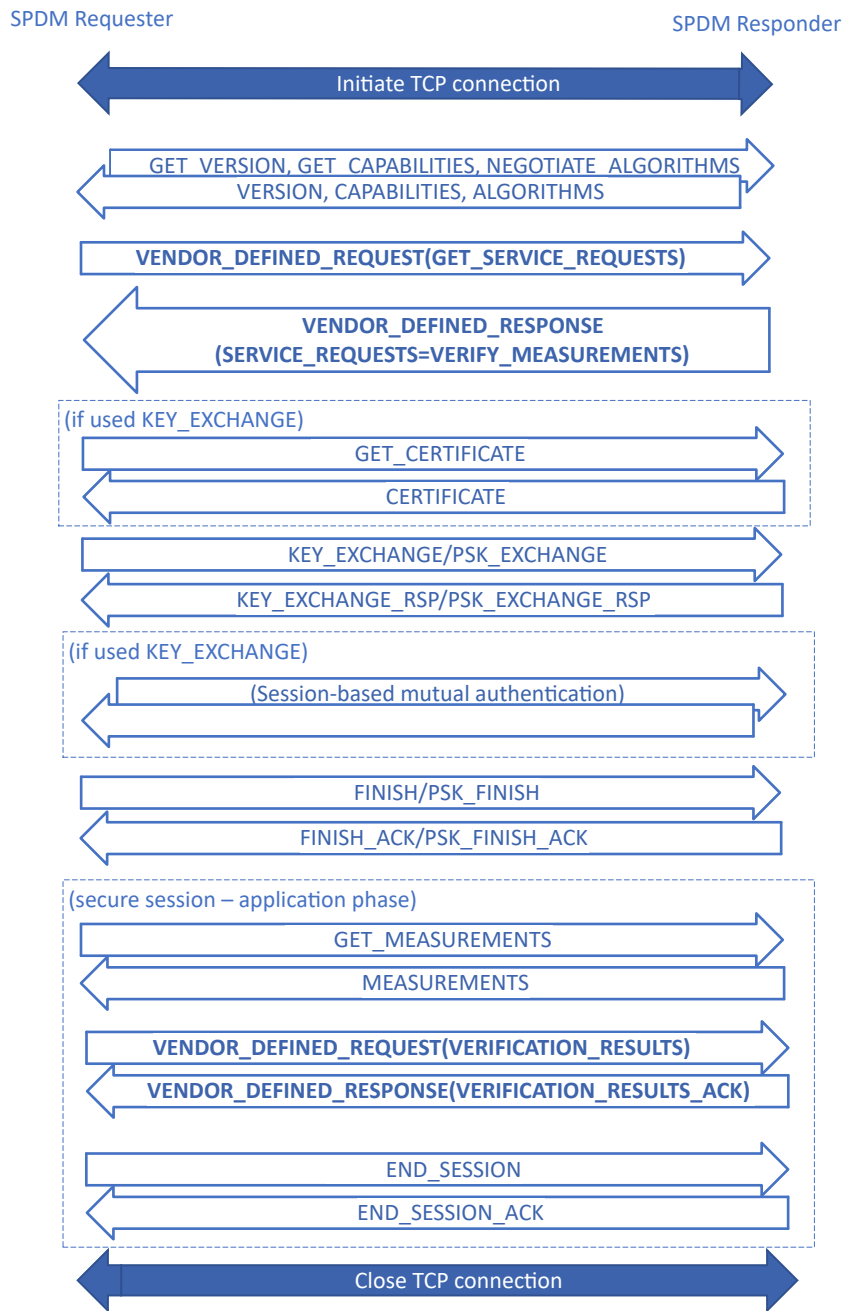
106 To fulfill the service request `VERIFY_MEASUREMENTS`, the Requester compares the measurements reported by the Responder in `MEASUREMENTS` response against [reference measurements](#) according to verification policies. The Requester should acquire [reference measurements](#) and [verification policies](#) from trusted sources. A particular endpoint that implements SPDM Requester may also implement SPDM Responder and acquire Reference Measurements and Verification Policies using mechanisms defined in this specification. The Requester shall convey the results of the verification to the Responder by sending `VENDOR_DEFINED_REQUEST(VERIFICATION_RESULTS)`. The Responder can then take proper actions based on the results.

107 The Requester shall support `VENDOR_DEFINED_REQUEST(VERIFICATION_RESULTS)` and `VENDOR_DEFINED_RESPONSE(VERIFICATION_RESULTS_ACK)` if it supports the `VERIFY_MEASUREMENTS` service. The Responder shall support `VENDOR_DEFINED_REQUEST(VERIFICATION_RESULTS)` and `VENDOR_DEFINED_RESPONSE(VERIFICATION_RESULTS_ACK)` if it uses the `VERIFY_MEASUREMENTS` service.

108 [Figure 5](#) demonstrates a sample flow for the Requester to acquire measurements from the Responder using `GET_MEASUREMENTS` and then provide verification results to the Responder using `VENDOR_DEFINED_REQUEST(VERIFICATION_RESULTS)`. Note that this service shall be conducted within a mutually-authenticated session (that is established by either `KEY_EXCHANGE` with mutual authentication or `PSK_EXCHANGE`), because the Responder shall be able to verify that the results were originated from a trustworthy Requester.

109 **Figure 5 — Flow for Requester verifying Responder-reported measurements**

110



111 [Table 16](#) defines the TCP\_ReqPayload field of [Table 6](#) for  
 VENDOR\_DEFINED\_REQUEST(VERIFICATION\_RESULTS).

112 **Table 16 — VENDOR\_DEFINED\_REQUEST(VERIFICATION\_RESULTS) TCP\_ReqPayload field**



Byte offset	Field	Size (bytes)	Description
0	Results	128	<p>Shall be an array of up to 256 verification results, each 4 bits, corresponding to the up to 256 indexes of the <code>MEASUREMENTS</code> response, respectively. For example, Bits [3:0] of Byte [0] is for index 0; Bits [7:4] of Byte [0] is for index 1, and so on. A verification result of a measurement is represented by 4 bits, as follows:</p> <ul style="list-style-type: none"> <li>- 0000b: Measurement was not provided or not suitable for verification (such as index 0x00 (reserved)).</li> <li>- 0001b: A reference value for this measurement is not available to the Requester.</li> <li>- 0010b: A policy for this measurement is not available to the Requester.</li> <li>- 0011b: A reference value and a policy for this measurement are not available to the Requester.</li> <li>- 0101b: Requester is unable to provide verification due to other reasons.</li> <li>- 1000b: Measurement has passed verification.</li> <li>- 0100b: Measurement has failed verification.</li> <li>- other values: reserved.</li> </ul> <p>If the Responder receives a reserved value for a measurement, the Responder shall treat the verification result as “failed”.</p>

113 The `VENDOR_DEFINED_RESPONSE(VERIFICATION_RESULTS_ACK)` message has no payload (`TCP_RespPayloadLen = 0x0000`) and the `TCP_RespPayload` field shall be absent in [Table 8](#)).

114 **7.3 VENDOR\_DEFINED\_REQUEST(SET\_REFERENCE) and VENDOR\_DEFINED\_RESPONSE(SET\_REFERENCE\_ACK)**

115 The Requester sends a `VENDOR_DEFINED_REQUEST(SET_REFERENCE)` message to the Responder for the service `PROVISION_REFERENCE_MEASUREMENTS` in [Table 15](#). If the data structure of the reference measurements guarantees the integrity, authenticity, and freshness of the reference, then the message may be sent outside of a session. Otherwise, the message shall be sent within a mutually-authenticated session.

116 The Requester shall support `VENDOR_DEFINED_REQUEST(SET_REFERENCE)` and `VENDOR_DEFINED_RESPONSE(SET_REFERENCE_ACK)` and [DSP0274](#) 1.2.0 or above if it supports the `PROVISION_REFERENCE_MEASUREMENTS` service. The Responder shall support `VENDOR_DEFINED_REQUEST(SET_REFERENCE)` and `VENDOR_DEFINED_RESPONSE(SET_REFERENCE_ACK)` and [DSP0274](#) 1.2.0 or above if it uses the `PROVISION_REFERENCE_MEASUREMENTS` service.

117 [Table 17](#) defines the `TCP_ReqPayload` field of [Table 6](#) for `VENDOR_DEFINED_REQUEST(SET_REFERENCE)`.

118 **Table 17 — VENDOR\_DEFINED\_REQUEST(SET\_REFERENCE) TCP\_ReqPayload field**

Byte offset	Field	Size (bytes)	Description
0	ReferenceLen	2	Shall be the number of bytes of the <code>Reference</code> field.
2	Reserved	2	Reserved.

Byte offset	Field	Size (bytes)	Description
4	Reference	ReferenceLen	Shall be the <a href="#">reference measurements</a> to be used by the Responder for evaluating measurements. This field shall follow the format defined in table “General opaque data format” of <a href="#">DSP0274</a> 1.2.0 or above, which may carry multiple versions of the <a href="#">reference measurements</a> in multiple <code>OpaqueElementData</code> fields. The data model of <a href="#">reference measurements</a> is out of scope of this specification.

119 The `VENDOR_DEFINED_RESPONSE(SET_REFERENCE_ACK)` message has no payload ( `TCP_RespPayloadLen` = 0x0000 and the `TCP_RespPayload` field shall be absent in [Table 8](#)).

## 120 7.4 VENDOR\_DEFINED\_REQUEST(SET\_POLICY) and VENDOR\_DEFINED\_RESPONSE(SET\_POLICY\_ACK)

121 The Requester sends a `VENDOR_DEFINED_REQUEST(SET_POLICY)` message to the Responder for the service `PROVISION_VERIFICATION_POLICY` in [Table 15](#). If the data structure of the measurement verification policy guarantees the integrity, authenticity, and freshness of the policy, then the message may be sent outside of a session. Otherwise, the message shall be sent within a mutually-authenticated session.

122 The Requester shall support `VENDOR_DEFINED_REQUEST(SET_POLICY)` and `VENDOR_DEFINED_RESPONSE(SET_POLICY_ACK)` and [DSP0274](#) 1.2.0 or above if it supports the `PROVISION_VERIFICATION_POLICY` service. The Responder shall support `VENDOR_DEFINED_REQUEST(SET_POLICY)` and `VENDOR_DEFINED_RESPONSE(SET_POLICY_ACK)` and [DSP0274](#) 1.2.0 or above if it uses the `PROVISION_VERIFICATION_POLICY` service.

123 [Table 18](#) defines the `TCP_ReqPayload` field of [Table 6](#) for `VENDOR_DEFINED_REQUEST(SET_POLICY)`.

124 **Table 18 — VENDOR\_DEFINED\_REQUEST(SET\_POLICY) TCP\_ReqPayload field**

Byte offset	Field	Size (bytes)	Description
0	PolicyLen	2	Shall be the number of bytes of the <code>Policy</code> field.
2	Reserved	2	Reserved.
4	Policy	PolicyLen	Shall be the measurement verification policy to be used by the Responder for evaluating measurements against the reference. This field shall follow the format defined in table “General opaque data format” of <a href="#">DSP0274</a> 1.2.0 or above, which may carry multiple versions of the policy in multiple <code>OpaqueElementData</code> fields. The data model of the policy is out of scope of this specification.

125 The `VENDOR_DEFINED_RESPONSE(SET_POLICY_ACK)` message has no payload ( `TCP_RespPayloadLen` = 0x0000 and the `TCP_RespPayload` field shall be absent in [Table 8](#)).

## 126 **8 ANNEX A (informative) Change Log**

---

### 127 **8.1 Version 1.0.0 (2024-07-18)**

---

- Initial release

## 128 **9 Bibliography**

---

- 129 DMTF DSP4014, *DMTF Process for Working Bodies 2.6*, [https://www.dmtf.org/sites/default/files/standards/documents/DSP4014\\_2.6.pdf](https://www.dmtf.org/sites/default/files/standards/documents/DSP4014_2.6.pdf)