



1

2

3

Cloud Infrastructure Management Interface (CIMI) Model and REST Interface over HTTP

4

An Interface for Managing Cloud Infrastructure

Information for Work-in-Progress version:

IMPORTANT: This specification is not a standard. It does not necessarily reflect the views of the DMTF or all of its members. Because this document is a Work in Progress, this specification may still change, perhaps profoundly. This document is available for public review and comment until the stated expiration date.

It expires on: 2012-03-17

Provide any comments through the DMTF Feedback Portal:

0H<http://www.dmtf.org/standards/feedback>

5

Version: 0.0.35

6

Status: Work In Progress - not a DMTF Standard

7

Publication Date: 2011-09-14

8

Document Number: DSP0263

9

10 Copyright Notice

11 Copyright © 2011 Distributed Management Task Force, Inc. (DMTF). All rights reserved.

12 DMTF is a not-for-profit association of industry members dedicated to promoting enterprise and systems
13 management and interoperability. Members and non-members may reproduce DMTF specifications and
14 documents, provided that correct attribution is given. As DMTF specifications may be revised from time to
15 time, the particular version and release date should always be noted.

16 Implementation of certain elements of this standard or proposed standard may be subject to third party
17 patent rights, including provisional patent rights (herein "patent rights"). DMTF makes no representations
18 to users of the standard as to the existence of such rights, and is not responsible to recognize, disclose,
19 or identify any or all such third party patent right, owners or claimants, nor for any incomplete or
20 inaccurate identification or disclosure of such rights, owners or claimants. DMTF shall have no liability to
21 any party, in any manner or circumstance, under any legal theory whatsoever, for failure to recognize,
22 disclose, or identify any such third party patent rights, or for such party's reliance on the standard or
23 incorporation thereof in its product, protocols or testing procedures. DMTF shall have no liability to any
24 party implementing such standard, whether such implementation is foreseeable or not, nor to any patent
25 owner or claimant, and shall have no liability or responsibility for costs or losses incurred if a standard is
26 withdrawn or modified after publication, and shall be indemnified and held harmless by any party
27 implementing the standard from any and all claims of infringement by a patent owner for such
28 implementations.

29 For information about patents held by third-parties which have notified the DMTF that, in their opinion,
30 such patent may relate to or impact implementations of DMTF standards, visit
31 <http://www.dmtf.org/about/policies/disclosures.php>.

32 Abstract

33 This document is a deliverable from the DMTF Cloud Management Working Group. It defines a logical
34 model for the management of resources within the Infrastructure as a Service domain. This model was
35 developed to address the use cases outlined in the “Scoping Framework for Cloud Management Models
36 and Protocol Requirements” document.

37 Acknowledgments

38 TBD

CONTENTS

39		
40	Cloud Infrastructure Management Interface (CIMI) Model and REST Interface over HTTP	1
41	CONTENTS	4
42	FIGURES	6
43	1 Scope	7
44	1.1 Document Structure	7
45	2 References	7
46	3 Terms and Definitions	8
47	3.1 Authentication.....	8
48	3.2 Authorization	8
49	3.3 Cloud Service Consumer	8
50	3.4 Cloud Service Provider	9
51	3.5 Configuration	9
52	3.6 Message Confidentiality	9
53	3.7 Message Integrity	9
54	3.8 Template.....	9
55	4 REST/HTTP Protocol	10
56	4.1 Protocol Definition	10
57	4.1.1 Protocol Security	10
58	4.1.2 XML Namespaces	10
59	4.1.3 URI Space	10
60	4.1.4 Media Types	11
61	4.1.5 Request Headers.....	11
62	4.1.6 Request Parameters	11
63	4.1.7 Response Headers.....	12
64	4.1.8 HTTP Status Codes.....	12
65	4.1.9 Serialization of References	14
66	4.1.10 Serialization of Arrays.....	14
67	4.2 Protocol Resource Operations	14
68	4.2.1 Common CRUD (Create Read Update and Delete) Operations.....	15
69	5 Model.....	19
70	5.1 Alternative Model Formats	19
71	5.2 Entity Metadata	20
72	5.2.1 Attribute Types.....	21
73	5.2.2 Examples.....	22
74	5.3 Entities.....	22
75	5.3.1 Identifiers	23
76	5.3.2 Common Attributes	23
77	5.4 Cloud Entry Point	24
78	5.4.1 Operations	27
79	5.5 System Entities and Relationships.....	27
80	5.5.1 System Template	27
81	5.5.2 System Template Collection	28
82	5.5.3 System.....	29
83	5.5.4 System Collection.....	31
84	5.6 Machine Entities and Relationships	34
85	5.6.1 Machine Template	35

86	5.6.2	Machine Template Collection	38
87	5.6.3	Machine Configuration	39
88	5.6.4	Machine Configuration Collection.....	41
89	5.6.5	Machine Image	42
90	5.6.6	Machine Image Collection	43
91	5.6.7	Machine	44
92	5.6.8	Machine Collection	48
93	5.6.9	Machine Admin	51
94	5.6.10	Machine Admin Collection	52
95	5.7	Volume Entities and Relationships.....	53
96	5.7.1	Volume Template	54
97	5.7.2	Volume Template Collection	55
98	5.7.3	Volume Configuration	56
99	5.7.4	Volume Configuration Collection	58
100	5.7.5	Volume Image.....	58
101	5.7.6	Volume Image Collection.....	60
102	5.7.7	Volume.....	61
103	5.7.8	Volume Collection.....	62
104	5.8	Network Entities and Relationships.....	64
105	5.8.1	Network Template.....	65
106	5.8.2	Network Template Collection.....	66
107	5.8.3	Network Configuration	67
108	5.8.4	Network Configuration Collection	69
109	5.8.5	Network	69
110	5.8.6	Network Collection	71
111	5.8.7	VSP (Virtual Switch Port) Template	73
112	5.8.8	VSP (Virtual Switch Port) Template Collection	74
113	5.8.9	VSP (Virtual Switch Port) Configuration	75
114	5.8.10	VSP (Virtual Switch Port) Configuration Collection	76
115	5.8.11	VSP (Virtual Switch Port).....	77
116	5.8.12	VSP (Virtual Switch Port) Collection.....	79
117	5.9	Monitoring Entities and Relationships.....	81
118	5.9.1	Job.....	81
119	5.9.2	Job Collection	83
120	5.9.3	Meter Template.....	84
121	5.9.4	Meter Template Collection.....	85
122	5.9.5	Meter	86
123	5.9.6	Meter Collection.....	89
124	5.9.7	Event Log	90
125	5.9.8	Event Log Collection	92
126	5.9.9	Event	93
127	5.9.10	Event Collection.....	94
128	6	Scenarios	95
129	6.1	Initial Scenario.....	95
130	6.1.1	Create and deploy a Machine using a Provider created Machine Template.....	95
131	6.1.2	Create a Machine by passing a Machine Template by value	96
132	6.1.3	Create a Machine using a Consumer created Machine Template	96
133	6.1.4	Create a Machine Template by specifying individual components.....	96

134 6.1.5 Create a Machine Template from a template file..... 97

135 6.1.6 Control System State (CMWG065) 97

136 6.2 Machine Image Scenarios..... 97

137 6.2.1 Create new Machine Image from an image file..... 97

138 6.2.2 Create new Machine Image from Machine instance 97

139 6.3 System Scenario 98

140 6.3.1 List System Templates (CMWG010) 98

141 6.3.2 Create System Template 98

142 6.3.3 Create and Deploy a System to a Site Using a System Template
143 (CMWG017/CMWG035) 98

144 6.3.4 Get Monitoring Information (CMWG066) 98

145 6.3.5 Control System State (CMWG065) 98

146 6.3.6 Remove System from a Site (CMWG051) 99

147 7 Security..... 99

148 7.1 API Level Security..... 99

149 7.1.1 Authentication..... 99

150 7.1.2 Message Integrity 99

151 7.1.3 Message Confidentiality 99

152 7.1.4 Authorization..... 99

153 7.1.5 Multi-Tenancy 99

154 7.2 Resource Level Credentials 100

155

FIGURES

156 Figure 1 - System Entities 27

158 Figure 2 - Machine Entities 35

159 Figure 3 - Volume Entities 54

160 Figure 4 - Network Entities..... 65

161 Figure 5 - Monitoring Entities 81

162

163 **1 Scope**

164 Quoting the “Architecture for Managing Clouds White Paper”:

165 Any programmatic API has an underlying resource model, whether implicit or explicit. In the IT
166 management domain, the practice has long been to make resource models explicit and clearly
167 separated from the protocols used to manipulate model elements.

168 This document describes an abstract, service offering model by defining a set of logical entities that are
169 shared between consumers and service providers.

170 **1.1 Document Structure**

171 This document defines a model and an HTTP/REST-based protocol.

172 The core REST pattern is defined first and, after each entity is defined, any REST-specific information for
173 that entity will be specified.

174 **2 References**

175 The following referenced documents are indispensable for the application of this document. For dated
176 references, only the edition cited applies. For undated references, the latest edition of the referenced
177 document (including any amendments) applies:

178 **IEC 80000-13:2008**, International Organization for Standardization, Geneva, Switzerland, *Quantities and*
179 *units – Part 13: Information science and technology*, April 2008,
180 http://www.iso.org/iso/catalogue_detail?csnumber=31898

181 **IETF RFC 2045**, N. Freed et al, *Multipurpose Internet Mail Extensions (MIME) Part One: Format of*
182 *Internet Message Bodies*, November 1996, <http://www.ietf.org/rfc/rfc2045.txt>

183 **IETF RFC 2616**, R. Fielding et al, *Hypertext Transfer Protocol -- HTTP/1.1*, June 1999,
184 <http://www.ietf.org/rfc/rfc2616.txt>

185 **IETF RFC 2246**, T. Dierks and C. Allen, *The TLS Protocol Version 1.0*, January 1999,
186 <http://www.ietf.org/rfc/rfc2246.txt>

187 **IETF RFC 3986**, T. Berners-Lee et al, *Uniform Resource Identifiers (URI): Generic Syntax*, August 1998,
188 <http://www.ietf.org/rfc/rfc3986.txt>

189 **IETF RFC 4288**, N. Freed and J. Klensin, *Media Type Specifications and Registration Procedures*,
190 December 2005, <http://www.ietf.org/rfc/rfc4288.txt>

191 **IETF RFC 4346**, T. Dierks and E. Rescorla, *The Transport Layer Security (TLS) Protocol Version 1.1*,
192 April 2006, <http://www.ietf.org/rfc/rfc4346.txt>

193 **IETF RFC 4627**, D. Crockford, *The application/json Media Type for JavaScript Object Notation (JSON)*,
194 July 2006, <http://www.ietf.org/rfc/rfc4627.txt>

195 **IETF RFC 5246**, T. Dierks and E. Rescorla, *The Transport Layer Security (TLS) Protocol Version 1.1*,
196 <http://www.ietf.org/rfc/rfc5246.txt>

197 **ISO 8601:2004**, International Organization for Standardization, Geneva, Switzerland, *Data elements and*
198 *interchange formats -- Information interchange -- Representation of dates and times*, March 2008,
199 http://www.iso.org/iso/iso_catalogue/catalogue_tc/catalogue_detail.htm?csnumber=40874

200 **ITU-T X.509**, Telecommunication Standardization Sector of ITU, *Information technology - Open Systems*
 201 *Interconnection - The Directory: Public- key and attribute certificate frameworks*, November 2008,
 202 <http://www.itu.int/rec/T-REC-X.509-200811-I>

203 **NIST Special Publication 800-57**, Elaine Barker et al, *Recommendation for Key Management – Part 1:*
 204 *General (Revised)*, March 2007, [http://csrc.nist.gov/publications/nistpubs/800-57/sp800-57-Part1-](http://csrc.nist.gov/publications/nistpubs/800-57/sp800-57-Part1-revised2_Mar08-2007.pdf)
 205 [revised2_Mar08-2007.pdf](http://csrc.nist.gov/publications/nistpubs/800-57/sp800-57-Part1-revised2_Mar08-2007.pdf)

206 **NIST Special Publication 800-131A**, Elaine Barker and Allen Roginsky, *Transitions: Recommendation*
 207 *for Transitioning the Use of Cryptographic Algorithms and Key Lengths*, January 2011,
 208 <http://csrc.nist.gov/publications/nistpubs/800-131A/sp800-131A.pdf>

209 **Representational State Transfer**, Roy Fielding, Doctoral dissertation, University of California,
 210 *Architectural Styles and the Design of Network-based Software Architectures (Chapter 5)*, 2000,
 211 http://www.ics.uci.edu/~fielding/pubs/dissertation/rest_arch_style.htm

212 **XMLSchema - Part 1**, World Wide Web Consortium (W3C) Recommendation, H. Thompson, et al.,
 213 Editors, *XML Schema Part 1: Structures Second Edition*, 28 October 2004,
 214 <http://www.w3.org/TR/xmlschema-1/>

215 **XMLSchema - Part 2**, World Wide Web Consortium (W3C) Recommendation, P. Biron, A. Malhotra,
 216 Editors, *XML Schema Part 2: Datatypes (Second Edition)* , 28 October 2004,
 217 <http://www.w3.org/TR/xmlschema-2/>

218 **DMTF DSP-0243**, Distributed Management Task Force, Inc., *Open Virtualization Format Specification*
 219 *1.1.0*, http://www.dmtf.org/sites/default/files/standards/documents/DSP0243_1.1.0.pdf

220 **DMTF DSP-0259**, Distributed Management Task Force, Inc., *Cloud Infrastructure Management Interface -*
 221 *CIM Model (CIMI-CIM) 0.0.1*, <http://members.dmtf.org/apps/org/workgroup/cmwg/download.php/yyyy>

222 **DMTF DSP-XXXX**, Distributed Management Task Force, Inc., *Cloud Infrastructure Management Interface*
 223 *- RelaxNG Model (CIMI-RNG) 0.0.1*,
 224 <http://members.dmtf.org/apps/org/workgroup/cmwg/download.php/zzz>

225 *Note: the CIMI-RNG document is not yet available*

226 **3 Terms and Definitions**

227 **3.1 Authentication**

228 The process of verifying a claim, made by a subject, that it should be allowed to act on behalf of a given
 229 principal (person, service, etc.). Typical authentication mechanisms involved the use of
 230 username/password combination or public/private key pairs.

231 **3.2 Authorization**

232 (also known as **Access Control**) The process of verifying that an authenticated principal (person, service,
 233 etc.) has permission to perform certain operations (e.g. read, update) on specific resources.

234 **3.3 Cloud Service Consumer**

235 A category of actors that includes the Consumer Business Manager (who approves business and
 236 financial expenditures for consumed services, accounts for used service instances, establishes business
 237 relationships; sets up accounts, budget, and terms; etc.), the Consumer Service Administrator (who
 238 requests service instances and changes to service instances, purchase services within the business
 239 relationship; create Service Users (including policies), allocate resources, such as compute and storage,
 240 generate reports (usage), etc.), and Service Users (who uses service instances provided by a Cloud

241 Service Provider). The term “**Consumer**” is used when the indicated action or activity could involve one or
242 more of the above actors. In cases where the distinction between the actors in this category is relevant,
243 the more detailed term will be used.

244 **3.4 Cloud Service Provider**

245 A category of actors that includes the Service Operations Manager (who manages the technical
246 infrastructure required for providing cloud services, monitors and measures performance and utilization
247 against SLAs, provides reports from monitoring and measurement, etc.), Service Business Manager (who
248 offers all types of services developed by cloud service developers, accounts for services potentially
249 offered by service providers themselves and services offered on behalf of cloud service developers,
250 establishes a portfolio of business relationships, and sets up accounts and terms for Consumers, etc.),
251 and Service Transition Manager (who enables a customer to use the cloud service, including
252 "onboarding", integration, and process adoption, defines and creates service offerings based on
253 Templates and Configurations that can be used by Consumers and are populated into the catalog, etc.).
254 The term “Provider” is used when the indicated action or activity could involve one or more of the above
255 actors. In cases where the distinction between the actors in the category is relevant, the more detailed
256 term will be used.

257 **3.5 Configuration**

258 A Configuration is a set of metadata, the values of which serve as the parameters of a discrete
259 conformation of a specific type of virtual resource. For example, a Machine Configuration may define a
260 Machine with the equivalent of a 2.66 GHz processor, 4 GB of memory, and 320 GB of local disk storage.

261 **3.6 Message Confidentiality**

262 A quality of a message which prevents anyone but the intended receiver(s) from viewing its contents.

263 **3.7 Message Integrity**

264 A quality of a message which allows a receiver of that message to determine if the contents of the
265 message have been altered since its creation.

266 **3.8 Template**

267 A Template is the entity that represents the set of metadata and instructions used to instantiate resources
268 (e.g. a Machine Template is used to create Machines). Templates may aggregate other metadata entities
269 such as other Templates, Configurations and Images. For example, a Machine Template refers to a
270 Machine Configuration and a Machine Image.

271 How a specific protocol mapping, or implementation, chooses to supply Templates as inputs to the
272 instantiation process may vary. However, some common patterns should be considered:

- 273 1. By reference - allow Consumers to reference a Template (that exists as an entity in the Provider) as
274 part of the instantiation operation.
- 275 2. By value - allow Consumers to dynamically provide the Template information as part of the
276 instantiation operation.
- 277 3. Reference with overrides - allow Consumers to reference a Template (that exists as an entity in the
278 Provider) and provide additional values that override the attributes of that Template as part of the
279 instantiation operation.

280 4 REST/HTTP Protocol

281 4.1 Protocol Definition

282 All operations are based on the HyperText Transfer Protocol, version 1.1 [\[RFC2616\]](#). Each request is
 283 sent using an HTTP verb such as PUT, GET, DELETE, HEAD or POST and includes a message body in
 284 either JSON or XML format. Each response uses a standard HTTP status code, overloaded with
 285 semantics by the context of the particular request that was made. Each entity in the model has a MIME
 286 standard ContentType that further contextualizes the operation requests and responses.

287 The entities in the system are identified by URIs. Dereferencing (via an HTTP GET) the URI of an entity
 288 will yield a representation of the entity containing attributes and links to associated entities. To begin
 289 operations, a client must know the URI to the main entry point of a Cloud Provider - also known as the
 290 "Cloud Entry Point" entity. All other entities within the environment shall then be discoverable via the
 291 iterative following of links to associated resource within each resource retrieved.

292 4.1.1 Protocol Security

293 Cloud Providers SHALL support secure HTTP connections using TLS. Cloud Providers MAY support non-
 294 secure HTTP connections. TLS 1.0, which shall be implemented, is specified in [\[RFC2246\]](#), and the TLS
 295 1.1 and TLS 1.2 should be implemented as specified in [\[RFC4346\]](#) and [\[RFC5246\]](#), respectively.

296 To ensure a minimum level of security and interoperability between implementations, all CIMI clients and
 297 servers shall support the TLS_DHE_DSS_WITH_3DES_EDE_CBC_SHA cipher suite (hexadecimal value
 298 {0x0013}), which is also the mandatory cipher suite for TLS 1.0 (see [\[RFC2246\]](#) Section 9, Mandatory
 299 Cipher Suites), as well as the TLS_RSA_WITH_AES_128_CBC_SHA cipher suite (hexadecimal value
 300 {0x002F}) shall be implemented, which is the mandatory cipher suite for both TLS 1.1 and TLS 1.2. In
 301 addition, the TLS_RSA_WITH_NULL_SHA cipher suite (hexadecimal value {0x0002}) shall be supported
 302 by both CIMI clients and servers to implement authenticated, non-encrypted communications. Finally, the
 303 TLS_RSA_WITH_AES_128_CBC_SHA256 cipher suite (hexadecimal value {0x003C}) should be
 304 included with all recommended TLS 1.2 implementations to meet the transition to a security strength of
 305 112 bits (guidance is provided in NIST Special Publication 800-57 [\[NIST 800-57\]](#) and NIST Special
 306 Publication 800-131A [\[NIST 800-131A\]](#)). Implementers are free to include additional cipher suites, but
 307 must prefer the mandatory ones in negotiation.

308 4.1.2 XML Namespaces

309 The following table lists the XML namespaces that are used in this specification. The choice of any
 310 namespace prefix is arbitrary and not semantically significant.

Prefix	XML Namespaces	Specification
cimi	http://www.dmtf.org/cimi	This specification
xs	http://www.w3.org/2001/XMLSchema	XML Schema XMLSchema - Part 2

311 4.1.3 URI Space

312 URIs returned by providers are to be treated as opaque by client implementations. Clients MUST NOT
 313 make assumptions about the layout of the URIs or the structures of the URIs of the resources.

314 **Editor's Note:** This may not be true if we defined well-known query parameters so we need to revisit this

315 4.1.4 Media Types

316 In this specification, resource representations and request bodies are encoded in either JSON, as
317 specified in [RFC4627](#) or in XML.

318 Each type of resource has its own media-type, which matches the pattern application/.Xxxxx+json, where
319 "Xxxxx" represents the portion of the identifier unique to a particular representation format for each
320 resource (entity in the model). The identifier MUST either be a DMTF standard identifier as defined in this
321 specification and as registered in accordance to [RFC4288](#), or it must be a vendor specific identifier that
322 is globally unique (vendor extension).

323 The server implementation shall provide representations of all resources available in both JSON and XML
324 as specified herein. The client implementation may thus use either JSON or XML to communicate with
325 any server implementation.

326 4.1.5 Request Headers

327 This specification uses general-header, request-header, and entity-header headers as defined in HTTP
328 1.1 [RFC2616](#) in request messages to provide metadata about the message. Applications using
329 messages defined in this specification shall use headers consistent with HTTP 1.1.

330 In addition to headers defined in HTTP 1.1, request messages may include a header defined by this
331 specification to indicate the version of the CIMI API that the client used to send the message.

```
332 X-CIMI-Specification-Version = "X-CIMI-Specification-Version" ":" api-version
333 api-version = "1.0"
```

334 4.1.6 Request Parameters

335 The client can use request parameters in requests to formulate the following

336 **Editors Note: These are example URL parameters for requests that apply across all resource types. This**
337 **will need to be revisited down the road when we decide what support for this we need.**

338 **Table: Request Parameters**

Format	Description	Example
?attr1,attr2,...	Comma separated attribute names indicate that a subset of the resource is being identified. If an attribute is not part of the resource, then it would be ignored. If none of the attributes is part of the resource, then the resource would be returned in its complete form	MyMachine?name,description,status Would return only "name", "description", "status" attributes of the Assembly132.
?[attr_regex]	Attribute regular expression. If none of the resource attributes match the pattern, then the resource would be returned in its complete form. <resource_uri> is equivalence to <resource_uri>?[.*]	MyMachine?[.*contain.*] Would return contained_in and container_type attributes of the Assembly132
?[collapse]	This would collapse all the Collection attributes by not returning the individual elements	Only the Collection's uri, name, and total would be returned for all the attributes that are of Collection type

?<attri1>:[collapse]	This would return only attri1, and if attri1 is a Collection, it would be collapsed. If attri1 is not a Collection, it would be ignored	?servers:[collapse] Would return Collection's uri, name, and total only
?[verbose]	This would show all the fields of all the attributes, recursively, including the collections	For example, /assembly123?[verbose] would return the expanded list of all the components, including all the attributes

339 The client must URL encode the request parameters.

340 **4.1.7 Response Headers**

341 This specification uses general-header, response-header, and entity-header headers as defined in HTTP
 342 1.1 [RFC2616] in response messages to provide metadata about the message. Applications using
 343 messages defined in this specification shall use headers consistent with HTTP 1.1.

344 In addition to headers defined in HTTP 1.1, response messages shall include a header defined by this
 345 specification to indicate the URI for the job created to process the associated request message.

```
346 X-CIMI-Job-URI = "X-CIMI-Job-URI" ":" string
```

347 If a job was not created to process the request message this header shall not be included in the response
 348 message.

349 **4.1.8 HTTP Status Codes**

350 Server implementations will return standard HTTP response codes as described in the following table,
 351 under the conditions listed in the description.

352 **Editors Note: These are changes from the basic HTTP semantics that are overloaded for the whole**
 353 **specification. We will remove any status codes that are standard HTTP without overloading.**

354 **Table: HTTP Status Codes**

HTTP Status	Description
100 Continue	The client SHOULD continue with its request. This interim response is used to inform the client that the initial part of the request has been received and has not yet been rejected by the platform. The client SHOULD continue by sending the remainder of the request or, if the request has already been completed, ignore this response.
200 OK	The request was successfully completed. If this request created a new resource that is addressable with a URI, and a response body is returned containing a representation of the new resource, a 200 status will be returned with a Location header containing the canonical URI for the newly created resource
201 Created	A request that created a new resource was completed, and no response body containing a representation of the new resource is being returned. A Location header containing the canonical URI for the newly created resource will be returned. Per the HTTP/1.1 specification:

	<i>The origin server MUST create the resource before returning the 201 status code. If the action cannot be carried out immediately, the server SHOULD respond with 202 (Accepted) response instead.</i>
202 Accepted	<p>The request has been accepted for processing, but the processing has not been completed. Per the HTTP/1.1 specification, the returned entity (if any) SHOULD include an indication of the request's current status. A Location header containing the canonical URI for the not-yet completed resource would be returned along with the Status attribute indicating its progress.</p> <p>A service implementing this specification SHOULD return a Job entity as well as a 'X-CIMI-Job-URI' HTTP header indicating the URI of the Job entity itself.</p> <p>Per the HTTP/1.1 specification:</p> <p><i>The entity returned with this response SHOULD include an indication of the request's current status and either a pointer to a status monitor or some estimate of when the user can expect the request to be fulfilled</i></p>
400 Bad Request	The request could not be processed because it contains missing or invalid information (such as validation error on an input field, a missing required value, and so on)
401 Unauthorized	The authentication credentials (TBD) included with this request are missing or invalid
403 Forbidden	The server recognized your credentials, but you do not possess authorization to perform this request
404 Not Found	The request specified a URI of a resource that does not exist
405 Method Not Allowed	The HTTP verb specified in the request (DELETE, GET, HEAD, POST, PUT) is not supported for this request URI. This is used in the create/update/delete of MachineConfiguration and MachineImages to indicate that the provider only supports a fixed set of immutable entities.
406 Not Acceptable	The resource identified by this request is not capable of generating a representation corresponding to one of the media types in the Accept header of the request
409 Conflict	A creation or update request could not be completed, because it would cause a conflict in the current state of the resources supported by the platform. This is used in MachineTemplate create/update to indicate that the MachineConfiguration cannot support the given MachineImage, for example.
410 Gone	The requested resource is no longer available at the server and no forwarding address is known. This condition is expected to be considered permanent. Clients with link editing capabilities SHOULD delete references to the Request-URI after user approval. If the server does not know, or has no facility to determine, whether or not the condition is permanent, the status code 404 (Not Found) SHOULD be used instead. This response is cacheable unless indicated otherwise
412 Precondition Failed	The precondition given in one or more of the request-header fields evaluated to false when it was tested on the server. This response code allows the client to place preconditions on the current resource meta-information (header field data) and thus prevent the requested method from being applied to a resource

	other than the one intended
500 Internal Server Error	The server encountered an unexpected condition which prevented it from fulfilling the request
501 Not Implemented	The server does not (currently) support the functionality required to fulfill the request
503 Service Unavailable	The server is currently unable to handle the request due to temporary overloading or maintenance of the server

355 4.1.9 Serialization of References

356 References in both JSON and XML have an extensibility point that allows for additional information (such
357 as the target resource to be included "by value") if supported. For example, a reference to a Volume in
358 this specification will appear like this in JSON:

```
359 "volume": { "href": string }
```

360 and this in XML:

```
361 <volume href="xs:anyURI" />
```

362 For convenience the JSON and XML, as shown above, excludes the implicit extensibility points that would
363 allow for the attributes of the target Volume to be included if desired. So, technically the above should be
364 written as:

```
365 "volume": { "href": string, ... }
```

366 and this in XML:

```
367 <volume href="xs:anyURI" > xs:any* </volume>
```

368 however, for brevity they are excluded.

369 4.1.10 Serialization of Arrays

370 Within this specification, arrays in JSON are serialized with a wrapper property. When serializing arrays,
371 conformant implementations SHALL NOT include empty arrays (i.e. arrays that contain no child
372 properties) in the JSON serialization. For example, an array of references to a list of Volumes attached to
373 a Machine is serialized as:

```
374 "volumes" : [  
375   { "volume": { "href": string },  
376     "attachmentPoint": string,  
377     "protocol": string } +  
378 ], ?
```

379 Notice that the child of the "volumes" property is defined with a "+", meaning at least one child is required.
380 This is done to ensure that the JSON serialization is minimized and only includes the wrapping "volumes"
381 element if, and only if, there are volumes.

382 4.2 Protocol Resource Operations

383 This section defines the set of common REST/HTTP operations that a Cloud Provider might expose. At its
384 core there are four basic CRUD (Create, Read, Update and Delete) operations. The manner in which
385 these are used is consistent across all resources within the model; therefore, their use is defined once
386 and is to be applied consistently. Some resources support specialized operations that do not fit well into
387 a CRUD style of operation and those will all follow a similar high-level pattern but each operation is
388 allowed to have slight variations to accommodate its specific needs. The specifics of these special
389 operations are detailed within the section that defines the resource.

390 When appropriate some of the resource representations will include "link" properties. These either provide
 391 URI references that can be used to perform operations on the resource, or they are URI references to
 392 other resources that are related to the current resource. Providers shall only include "link" properties
 393 when the specified operation or related resource is accessible to the current client for that particular
 394 resource. This means that based on many factors (e.g. authorization rights of the clients, current state of
 395 the resource, etc.) a different set of "link" properties might be returned on each serialization of the
 396 resource.

397 4.2.1 Common CRUD (Create Read Update and Delete) Operations

398 Each of the resources supported by this protocol will adhere to the interaction patterns defined in the
 399 following sections. Section 5 then defines resource specific information such as the serialization of each
 400 resource's properties and which specific actions are supported.

401 4.2.1.1 Creating a new Resource

402 To create a new instance of a resource type, an HTTP POST request is sent to a designated "addURI" for
 403 that resource type. In many cases, the Collection resource that maintains, or groups, all instances of that
 404 resource type will contain an "addLink" property which contains the "addURI" that is to be used.

405 The request will be of the following form:

```
406 POST <addURI> HTTP/1.1
407 Host: ...
408 Accept: application/CIMI-...
409 Content-Type: application/CIMI-...
410 X-CIMI-Specification-Version: 1.0
411
412 <serialization of request to create a new resource>
```

413 The following provides additional constraints on the request message:

414 **X-CIMI-Specification-Version**

415 This REQUIRED HTTP header specifies the version of this specification that is being used.

416 The response will be of the following form:

```
417 HTTP/1.1 201 Created
418 Location: ...
419 Content-Type: application/CIMI-...
420 X-CIMI-Specification-Version: 1.0
421
422 <serialization of new resource>
```

423 The following provides additional constraints on the response message:

424 **X-CIMI-Specification-Version**

425 This REQUIRED HTTP header specifies the version of this specification that is being used.

426 The HTTP response will also include a status code, as described in the following table:

HTTP Status	Description
201 Created	The new resource was created
202 Accepted	The resource is in the process of being created. Investigate Job to determine the current status of the operation.
400 Bad Request	Invalid parameter or field names in the request.
401 Unauthenticated	Incorrect or missing authentication credentials.

403 Unauthorized	Client lacks the proper authorization to perform this request.
------------------	--

427 **4.2.1.2 Reading a Resource**

428 To retrieve the representation of resource, an HTTP GET request is sent to the URI of that resource.

429 The request will be of the following form:

```
430 GET <ResourceURI> HTTP/1.1
431 Host: ...
432 Accept: application/CIMI-...
433 X-CIMI-Specification-Version: 1.0
```

434 The following provides additional constraints on the request message:

435 **X-CIMI-Specification-Version**

436 This REQUIRED HTTP header specifies the version of this specification that is being used.

437 The response will be of the following form:

```
438 HTTP/1.1 200 OK
439 Content-Type: application/CIMI-...
440 X-CIMI-Specification-Version: 1.0
441
442 <serialization of resource>
```

443 The following provides additional constraints on the response message:

444 **X-CIMI-Specification-Version**

445 This REQUIRED HTTP header specifies the version of this specification that is being used.

446 The HTTP response will also include a status code, as described in the following table:

HTTP Status	Description
401 Unauthenticated	Incorrect or missing authentication credentials.
403 Unauthorized	Client lacks the proper authorization to perform this request.

447 **4.2.1.3 Updating a Resource**

448 To update the representation of a resource, an HTTP PUT request is sent to a designated "editURI" for
 449 that resource type. In many cases, this "editURI" will be the same as the URI of resource itself - retrieving
 450 the resource representation MUST include an "editLink" property, which contains the "editURI" that is to
 451 be used, if the requester is allowed to modify the resource.

452 The request will be of the following form:

```
453 PUT <editURI> HTTP/1.1
454 Host: ...
455 Accept: application/CIMI-...
456 Content-Type: application/CIMI-...
457 X-CIMI-Specification-Version: 1.0
458
459 <serialization of request to update a resource>
```

460 The following provides additional constraints on the request message:

461 **X-CIMI-Specification-Version**

462 This REQUIRED HTTP header specifies the version of this specification that is being used.

463 The response will be of the following form:


```

464 HTTP/1.1 200 OK
465 Content-Type: application/CIMI-...
466 X-CIMI-Specification-Version: 1.0
467
468 <serialization of updated resource>

```

469 The following provides additional constraints on the response message:

470 **X-CIMI-Specification-Version**

471 This REQUIRED HTTP header specifies the version of this specification that is being used.

472 The HTTP response will also include a status code, as described in the following table:

HTTP Status	Description
202 Accepted	The resource is in the process of being created. Investigate Job to determine the current status of the operation.
400 Bad Request	Invalid parameter or field names in the request.
401 Unauthenticated	Incorrect or missing authentication credentials.
403 Unauthorized	Client lacks the proper authorization to perform this request.

473 **4.2.1.3.1 Partial Updates to a Resource**

474 To update only certain top-level attributes of a resource a consumer MAY do so by including only the
475 changes attributes in the representation of the resource within the HTTP request body. When this is done
476 the URI to the resource SHALL include the attributes to be modified as a comma separated list of query
477 parameters - in other words the URI will be of the form:

```
478 http://example.com/resource?attribute1,attribute2,...
```

479 Only the attributes listed in the URI's query parameters will be modified; attributes not listed in the URI are
480 not directly modified by the request. Note that this does not preclude the modification of one attribute
481 causing side-effects that result in the modification of an attribute not listed in the query parameters.

482 Any attribute listed in the URI but not included within the HTTP request body are reset to a resource
483 specific value (e.g. removed).

484 For clarity, the resource referenced by this modified URI is a distinct resource from the original one; it just
485 happens to be a subset of the original resource - one that contains just the attributes listed in the query
486 parameters. The semantics of a normal HTTP PUT are still adhered to - it is a complete replacement
487 update of the specified resource.

488 For example, the following request will update just the name and description attributes of a Machine:

```

489 PUT /machines/myMachine?name,description HTTP/1.1
490 Host: ...
491 Accept: application/CIMI-Machine
492 Content-Type: application/CIMI-Machine
493 X-CIMI-Specification-Version: 1.0
494
495 <Machine>
496   <name>My New Machine</name>
497 </Machine>

```

498 In this example, the "name" attribute is set to "My New Machine" and the "description" attribute is erased.

499 **4.2.1.4 Deleting a Resource**

500 To delete a resource, an HTTP DELETE request is sent to a designated "deleteURI" for that resource
 501 type. In many cases, this "deleteURI" will be the same as the URI of resource itself - retrieving the
 502 resource representation MUST include a "deleteLink" property, which contains the "deleteURI" that is to
 503 be used, if the requester is allowed to delete the resource.

504 The request will be of the following form:

```
505 DELETE <deleteURI> HTTP/1.1
506 Host: ...
507 X-CIMI-Specification-Version: 1.0
```

508 The following provides additional constraints on the request message:

509 **X-CIMI-Specification-Version**
 510 This REQUIRED HTTP header specifies the version of this specification that is being used.

511 The response will be of the following form:

```
512 HTTP/1.1 200 OK
513 X-CIMI-Specification-Version: 1.0
```

514 The following provides additional constraints on the response message:

515 **X-CIMI-Specification-Version**
 516 This REQUIRED HTTP header specifies the version of this specification that is being used.

517 The HTTP response will also include a status code, as described in the following table:

HTTP Status	Description
202 Accepted	The resource is in the process of being created. Investigate Job to determine the current status of the operation.
400 Bad Request	Invalid parameter or field names in the request.
401 Unauthenticated	Incorrect or missing authentication credentials.
403 Unauthorized	Client lacks the proper authorization to perform this request.

518 **4.2.1.5 Other Operations**

519 While some modifications to the resources in the model can be done via a simple update (PUT) operation
 520 to the resource's "editURI", sometimes a more complex set of actions need to be taken. In these cases,
 521 the operations will be modeled as HTTP POSTs to the operation specific "Link" property/URI of the
 522 resource.

523 For each of the resources that define additional operations, a description of the HTTP request and
 524 response bodies will be provided. However, the general HTTP interaction will be as described below.

525 The request will be of the following form:

```
526 POST <operationLinkURI> HTTP/1.1
527 Host: ...
528 Accept: application/CIMI-...
529 Content-Type: application/CIMI-...
530 X-CIMI-Specification-Version: 1.0
531
532 <serialization of request to perform some action>
```

533 The following provides additional constraints on the request message:

534 **X-CIMI-Specification-Version**

535 This REQUIRED HTTP header specifies the version of this specification that is being used.

536 The form of the response will vary depending on the operation and will be defined by the operation itself.

537 Note that the definition of the "Create" operation (see section 4.2.1.1) follows this same pattern - it is just
538 called out for ease of reference.

539 **4.2.1.6 Synchronous Operations**

540 If a Provider supports the Job entity then each incoming PUT, DELETE, POST request SHALL result in a
541 Job entity being created and a reference to that Job entity SHALL be returned back to the client via the X-
542 CIMI-Job-URI HTTP Header in the HTTP response message:

543 `X-CIMI-Job-URI: <uri-to-Job>`

544 In this case, the requested operation shall be complete and the Job URI SHALL point to a completed Job.
545 If the Job is not complete, then the server SHALL return a 202 and follow the instructions for
546 Asynchronous Operations.

547 **4.2.1.7 Asynchronous Operations**

548 In some cases, an operation requested by the client may take an undetermined amount of time to
549 complete. For example, creating a new Machine or starting an existing Machine, may take a relatively
550 long time to complete. In these cases, it is not practical to complete these operations within a reasonable
551 HTTP request timeout interval. For these cases, the Provider SHALL return an HTTP "202 Accepted"
552 response code.

553 As with synchronous operations, if a Provider supports the Job entity then it SHALL create a Job entity for
554 the incoming request and return a reference to that Job entity back to the client via the X-CIMI-Job-URI
555 HTTP Header in the HTTP response message. Additionally, in the case of a "202 Accepted" response
556 code and a Job URI being returned, the Provider MAY also return a representation of the Job entity in the
557 body of the HTTP response message. If the request did not include the Job MIME type in the HTTP
558 Accept header, then the encoding style (json vs xml) of the response SHOULD match the encoding style
559 of the request message.

560 **5 Model**

561 This model assumes that a business relationship has already been established between the Cloud
562 Consumer and the Cloud Provider. This relationship may include financial terms, creating separately
563 administered clouds that the consuming organization is paying for, and the establishment of
564 authentication credentials to access the administrative entry point for each cloud. This scope of this
565 model is one separately administered cloud.

566 **5.1 Alternative Model Formats**

567 Since it is expected that this specification will be implemented using a variety of technologies, as a
568 convenience, the definition of the model elements are provided in alternative formats that are easily
569 consumable by technology-specific tooling.

570 This model is available in a CIM/MOF format [CIMI-CIM] as well as a RelaxNG format [CIMI-RNG].

571 *Note: the CIMI-RNG document is not yet available.*

572 **5.2 Entity Metadata**

573 Implementations of this specification SHOULD allow for Consumers to discover the metadata associated
 574 with each supported entity. Doing so allows for the discovery of Provider defined constraints on the CIMI
 575 defined attributes as well as discovery of any new extension attributes that the Provider may have
 576 defined. The mechanism by which this metadata is made available will be protocol specific.

577 Each entity's metadata will contain the following pieces of information:

Data	Type	Description																		
uri	URI	The unique identifier of this entity; assigned upon entity creation. This attribute value is immutable , and should be unique in the provider's cloud.																		
typeURI	URI	A unique URI associated with, and denoting, this entity type.																		
name	string	The name of the entity type.																		
attributeMetadata	A set of Provider defined metadata that can be used by clients to discover any metadata associated with each attribute, as well we the set of extension attributes. Each attribute will contain the following nested data: <table border="1" style="margin-left: 20px;"> <thead> <tr> <th>Data</th> <th>Type</th> <th>Description</th> </tr> </thead> <tbody> <tr> <td>name</td> <td>string</td> <td>The name of the attribute.</td> </tr> <tr> <td>namespace</td> <td>URI</td> <td>The namespace in which this attribute is defined. It is recommended that a deference of this URI returns information about the attribute. This SHALL not be present when describing a CIMI defined attribute, but SHALL be present when describing a non-CIMI defined attribute.</td> </tr> <tr> <td>type</td> <td>string</td> <td>The data type of the attribute. This SHALL not be present when describing a CIMI defined attribute, but SHALL be present when describing a non-CIMI defined attribute.</td> </tr> <tr> <td>required</td> <td>boolean</td> <td>Indicates whether this entity requires this attribute to be present. When absent the implied value is "false".</td> </tr> <tr> <td>constraints</td> <td></td> <td>Type specific data that describes the constraints of this attribute. When absent the there are no constraints.</td> </tr> </tbody> </table>		Data	Type	Description	name	string	The name of the attribute.	namespace	URI	The namespace in which this attribute is defined. It is recommended that a deference of this URI returns information about the attribute. This SHALL not be present when describing a CIMI defined attribute, but SHALL be present when describing a non-CIMI defined attribute.	type	string	The data type of the attribute. This SHALL not be present when describing a CIMI defined attribute, but SHALL be present when describing a non-CIMI defined attribute.	required	boolean	Indicates whether this entity requires this attribute to be present. When absent the implied value is "false".	constraints		Type specific data that describes the constraints of this attribute. When absent the there are no constraints.
Data	Type	Description																		
name	string	The name of the attribute.																		
namespace	URI	The namespace in which this attribute is defined. It is recommended that a deference of this URI returns information about the attribute. This SHALL not be present when describing a CIMI defined attribute, but SHALL be present when describing a non-CIMI defined attribute.																		
type	string	The data type of the attribute. This SHALL not be present when describing a CIMI defined attribute, but SHALL be present when describing a non-CIMI defined attribute.																		
required	boolean	Indicates whether this entity requires this attribute to be present. When absent the implied value is "false".																		
constraints		Type specific data that describes the constraints of this attribute. When absent the there are no constraints.																		

578 The following describes the serialization of the entity in both JSON and XML:

579 **JSON media type:** application/CIMI-EntityMetadata+json

580 **JSON serialization:**

```

581 { "uri": string,
582   "typeURI": URI,
583   "name": string,
584   "attributes" : [
585     { "name": "string",
586       "namespace": "string", ?
587       "type": "string", ?
    
```

```

588     "required": boolean, ?
589     ...constraints...? } +
590 ] ?
591 ...
592 }

```

593 **XML media type:** application/CIMI-EntityMetadata+xml

594 **XML serialization:**

```

595 <EntityMetadata xmlns="http://www.dmtf.org/cimi">
596   <uri> xs:anyURI </uri>
597   <name> xs:string </name>
598   <typeURI> xs:anyURI </typeURI>
599   <attribute name="xs:string" namespace="xs:anyURI"? type="xs:string"
600     required="xs:boolean"? >
601     ...constraints...?
602   </attribute> *
603   <xs:any>*
604 </EntityMetadata>

```

605 Additional metadata about the entity or attributes MAY be included by the Provider.

606 5.2.1 Attribute Types

607 The following describes the constraint metadata corresponding to the attribute's "type" value.

608 **type="string"**

609 The JSON SHALL be of the form:

```
610 "values": [ "string", + ] ?
```

611 The XML SHALL be of the form:

```
612 <value> xs:string </value> *
```

613 **type="integer"**

614 The JSON SHALL be of the form:

```
615 "values": [ integer, + ], ?
616 "ranges": [ { "low": integer, "high": integer }, + ] ?
```

617 The XML SHALL be of the form:

```
618 <value> xs:integer </value> *
619 <range low="xs:integer" high="xs:integer" /> *
```

620 The total value space of an 'integer' attribute is the accumulation of all values and ranges.

621 **type="boolean"**

622 The JSON SHALL be of the form:

```
623 "value": boolean ?
```

624 The XML SHALL be of the form:

```
625 <value> xs:boolean </value> ?
```

626 Only one 'value' is permitted which indicates whether the attribute is required to be either 'true' or 'false'.

627 5.2.2 Examples

628 The following shows a sample metadata document for a VolumeConfiguration entity in XML that as been
629 extended with a "Location" string attribute:

```
630 <EntityMetadata xmlns="http://www.dmtf.org/cimi">  
631   <uri> http://example.org/types/VC </uri>  
632   <typeURI> http://www.dmtf.org/cimi/VolumeConfiguration </typeURI>  
633   <name> VolumeConfiguration </name>  
634   <attribute name="Location" namespace="http://example.org/" type="string"/>  
635 </EntityMetadata>
```

636 The following shows the same VolumeConfiguration but the "Location" attribute is restricted to a set of
637 values and is required:

```
638 <EntityMetadata xmlns="http://www.dmtf.org/cimi">  
639   <uri> http://example.org/types/VC </uri>  
640   <typeURI> http://www.dmtf.org/cimi/VolumeConfiguration </typeURI>  
641   <name> VolumeConfiguration </name>  
642   <attribute name="Location" namespace="http://example.org/" type="string"  
643     required="true">  
644     <value> NYC </value>  
645     <value> LAX </value>  
646   </attribute>  
647 </EntityMetadata>
```

648 The following shows the same VolumeConfiguration serialized in JSON:

```
649 { "uri": "http://example.org/types/VC",  
650   "typeURI": "http://www.dmtf.org/cimi/VolumeConfiguration",  
651   "name": "VolumeConfiguration",  
652   "attributes": [  
653     { "name": "Location",  
654       "namespace": "http://example.org",  
655       "type": "string",  
656       "required": true,  
657       "values": [ "NYC", "LAX" ]  
658     }  
659   ]  
}
```

660 5.3 Entities

661 The following sections detail the attributes of the entities depicted in the CIMI model.

662 Note that the format and syntax of the attributes of type "URI" is defined by RFC 3986 [[RFC3986](#)] with the
663 following, additional constraints: Relative URIs MUST start with a "/", otherwise the URI is assumed to be
664 absolute and no URI processing (to determine the full path) will be performed. Relative URIs are
665 interpreted as being relative to the root URI of the CloudEntryPoint.

666 Attributes are either "immutable" (their values are fixed for the lifetime of the entity), or "mutable" (their
667 values may change over the lifetime of the entity). Unless otherwise noted, all attributes are mutable.
668 Mutable attributes are either "writeable" (their value may be changed by the Consumer) or "read-only"
669 (their value may only be changed by the Provider). Unless otherwise noted, all mutable attributes are
670 writeable.

671 **5.3.1 Identifiers**

672 All identifiers (e.g. entity names, attributes, operations, parameter names) defined by this specification, or
673 defined via an extension, shall adhere to the following:

- 674 • Identifier names shall be treated as case sensitive
- 675 • Identifier names shall only use the following set of characters:
 - 676 ○ Upper case ASCII (U+0041 through U+005A)
 - 677 ○ Lower case ASCII (U+0061 through U+007A)
 - 678 ○ Digits (U+0030 through U+0039)
 - 679 ○ Underscore (U+005F)

680 **5.3.2 Common Attributes**

681 The entities described by this document share the following, common attributes.

Attribute	Type	Description	Optionality
uri	URI	The unique identifier of this entity; assigned upon entity creation. This attribute value is immutable , and should be unique in the provider's cloud.	mandatory
name	string	The human readable name of this entity; assigned by the creator as a part of the entity creation input.	optional
description	string	The human readable description of this entity; assigned by the creator as a part of the entity creation input.	optional
created	DateTimeUTC	The timestamp when this entity was created. The format should be unambiguous, and the value is immutable .	optional
properties		A list of name/value pairs, some of which may control one or more aspects this entity. Properties may also serve as an extension point, allowing consumers and providers to record configuration and control information for features and capabilities beyond those defined by this specification. Individual properties may be either mutable or immutable and, if mutable, writable or read-only , depending upon the nature of the property and the underlying cloud implementation.	optional

682 **5.3.2.1 Units**

683 Some of the entities defined by this specification have attributes that describe an amount of something
684 that belongs to, or is associated with that entity. For example, the `Machine` entity has a `memory` attribute
685 which describes "the size of the memory allocated to this machine". This specification adopts the
686 convention of representing such attributes via a duple consisting of a `quantity` (represented as an
687 integer) and `units` (represented as a string). The allowable values for `units` are listed in the following
688 table. Their meaning is defined in IEC 80000-13:2008 [[IEC 80000-13:2008](#)]. Their numerical equivalents
689 are provided here for convenience:

String	Numerical Value	String	Numerical Value
kilobyte	10 ³	kibibyte	2 ¹⁰
megabyte	10 ⁶	mebibyte	2 ²⁰
gigabyte	10 ⁹	gibibyte	2 ³⁰
terabyte	10 ¹²	tebibyte	2 ⁴⁰
petabyte	10 ¹⁵	pebibyte	2 ⁵⁰
exabyte	10 ¹⁸	exbibyte	2 ⁶⁰
zettabyte	10 ²¹	zebibyte	2 ⁷⁰
yottabyte	10 ²⁴	yobibyte	2 ⁸⁰

690 5.4 Cloud Entry Point

691 The Cloud Entry Point represents the entry point into the cloud defined by the CIMI Model. The Cloud
 692 Entry Point implements a catalog of entities such as Systems, System Templates, Machines, Machine
 693 Templates, etc. that can be queried and browsed by the Consumer.

694 **Type URI:** <http://www.dmtf.org/cimi/CloudEntryPoint>

Attribute	Type	Description	Optionality
systemTemplates	URI	A reference to the System Template Collection of this CloudEntry Point.	optional
systems	URI	A reference to the System Collection of this Cloud Entry Point.	optional
machineTemplates	URI	A reference to the Machine Template Collection of this Cloud Entry Point.	optional
machineConfigs	URI	A reference to the Machine Configuration Collection of this Cloud Entry Point.	optional
machineImages	URI	A reference to the Machine Image Collection of this Cloud Entry Point.	optional
machineAdmins	URI	A reference to the Machine Admin Collection of this Cloud Entry Point.	optional
machines	URI	A reference to the Machine Collection of this Cloud Entry Point.	optional
volumeTemplates	URI	A reference to the Volume Template Collection of this Cloud Entry Point.	optional
volumeConfigs	URI	A reference to the Volume Configuration Collection of this Cloud Entry Point.	
volumeImages	URI	A reference to the Volume Image Collection of this Cloud Entry Point.	

volumes	URI	A reference to the Volume Collection of this Cloud Entry Point.	optional
networkTemplates	URI	A reference to the Network Template Collection of this Cloud Entry Point.	optional
networkConfigs	URI	A reference to the Network Configuration Collection of this Cloud Entry Point.	optional
networks	URI	A reference to the Network Collection of this Cloud Entry Point.	optional
vspTemplates	URI	A reference to the VSP Template Collection of this Cloud Entry Point.	optional
vspConfigs	URI	A reference to the VSP Configuration Collection of this Cloud Entry Point.	optional
vsps	URI	A reference to the VSP Collection of this Cloud Entry Point.	optional
meterTemplates	URI	A reference to the Meter Template Collection of this Cloud Entry Point.	optional
meters	URI	A reference to the Meter Collection of this Cloud Entry Point.	optional
eventLogs	URI	A reference to the Event Log Collection of this Cloud Entry Point.	optional
events	URI	A reference to the Event Collection of this Cloud Entry Point	optional
jobTime	long	This value is Provider specific and is the minimum amount of time a Job will be retained by the system after the completion of the Job.	optional
entityMetadata	map	A map of references to the metadata for each entity supported by the Provider. The "name" portion of the map is the "Type URI" of the entity, and the "value" portion of the map is a URI to the metadata resource of the entity. If an entity does not have any metadata then it will not appear in this 'map' - e.g. it has no constraints beyond what the CIMI specification defines nor does it have any extension attributes.	optional

695 The following describes the serialization of the entity in both JSON and XML:

696 **JSON media type:** application/CIMI-CloudEntryPoint+json

697 **JSON serialization:**

```

698 { "uri": string,
699   "name": string, ?
700   "description": string, ?
701   "created": string, ?
702   "properties": [ "name": string, + ], ?
703   "systemTemplates": { "href": string }, ?
704   "systems": { "href": string }, ?
705   "machineTemplates": { "href": string }, ?
706   "machineConfigs": { "href": string }, ?
707   "machineImages": { "href": string }, ?
708   "machineAdmins": { "href": string }, ?

```

```

709 "machines": { "href": string }, ?
710 "volumeTemplates": { "href": string }, ?
711 "volumeConfigs": { "href": string }, ?
712 "volumeImages": { "href": string }, ?
713 "volumes": { "href": string }, ?
714 "networkTemplates": { "href": string }, ?
715 "networkConfigs": { "href": string }, ?
716 "networks": { "href": string }, ?
717 "vspTemplates": { "href": string }, ?
718 "vspConfigs": { "href": string }, ?
719 "vsps": { "href": string }, ?
720 "meterTemplates": { "href": string }, ?
721 "meters": { "href": string }, ?
722 "eventLogs": { "href": string }, ?
723 "events": { "href": string }, ?
724 "job_time": number, ?
725 "entityMetadata": [
726   { "rel": "entity-type-uri", "href": string }, +
727 ], ?
728 "operations": [
729   { "rel": "edit", "href": string }, ?
730 ] ?
731 ...
732 }

```

733 **XML media type:** application/CIMI-CloudEntryPoint+xml

734 **XML serialization:**

```

735 <CloudEntryPoint xmlns="http://www.dmtf.org/cimi">
736   <uri> xs:anyURI </uri>
737   <name> xs:string </name> ?
738   <description> xs:string </description> ?
739   <created> xs:dateTime </created>
740   <property name="xs:string"> xs:string </property> *
741   <systemTemplates href="xs:anyURI"/> ?
742   <systems href="xs:anyURI"/> ?
743   <machineTemplates href="xs:anyURI"/> ?
744   <machineConfigs href="xs:anyURI"/> ?
745   <machineImages href="xs:anyURI"/> ?
746   <machineAdmins href="xs:anyURI"/> ?
747   <machines href="xs:anyURI"/> ?
748   <volumeTemplates href="xs:anyURI"/> ?
749   <volumeConfigs href="xs:anyURI"/> ?
750   <volumeImages href="xs:anyURI"/> ?
751   <volumes href="xs:anyURI"/> ?
752   <networkTemplates href="xs:anyURI"/> ?
753   <networkConfigs href="xs:anyURI"/> ?
754   <networks href="xs:anyURI"/> ?
755   <vspTemplates href="xs:anyURI"/> ?
756   <vspConfigs href="xs:anyURI"/> ?
757   <vsps href="xs:anyURI"/> ?
758   <meterTemplates href="xs:anyURI"/> ?
759   <meters href="xs:anyURI"/> ?
760   <eventLogs href="xs:anyURI"/> ?
761   <events href="xs:anyURI"/> ?
762   <job_time> xs:integer </job_time>
763   <entityMetadata typeURI="entity-type-uri " href="xs:anyURI"/> *
764   <operation rel="edit" href="xs:anyURI"/> ?
765   <xs:any>*
766 </CloudEntryPoint>

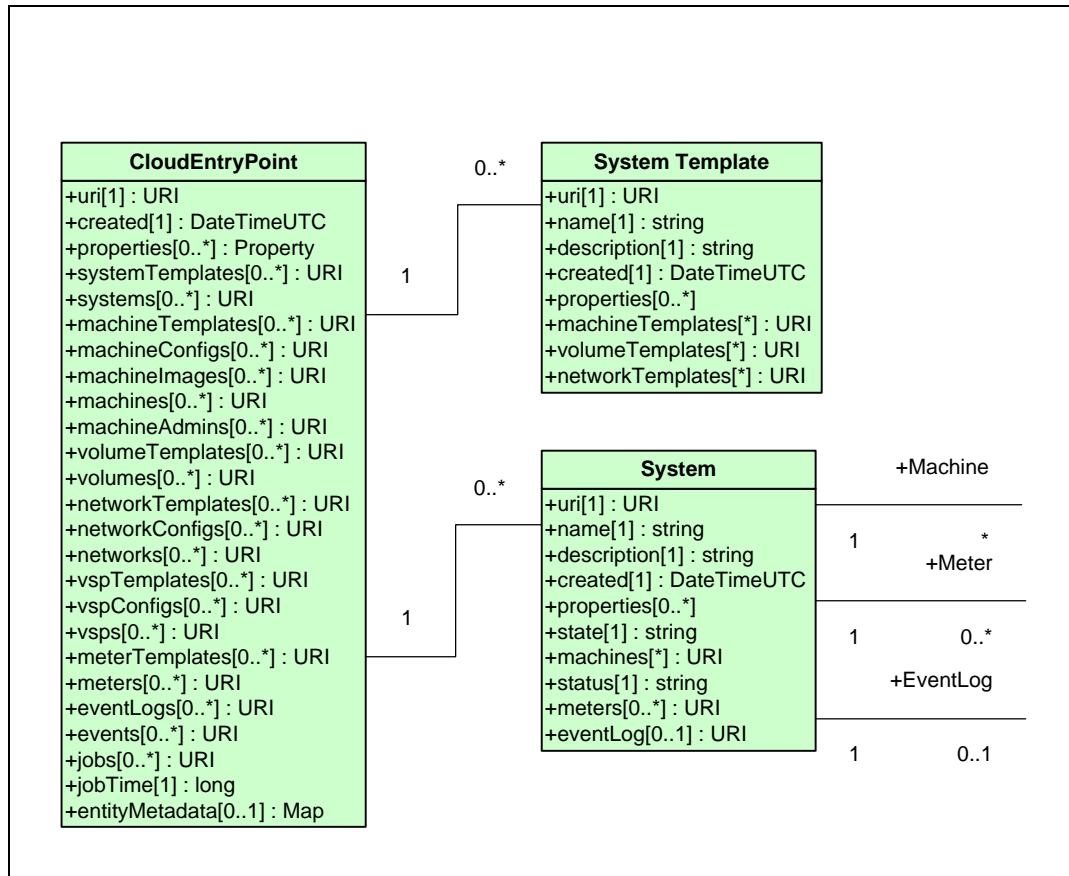
```

767 **5.4.1 Operations**

768 This entity supports the Read and Update operations.

769 **5.5 System Entities and Relationships**

770 The following diagram illustrates the entities involved in constructing a System and their relationships.
 771 Although this drawing is in the style of an Entity Relationship diagram, the use of UML is neither rigorous
 772 nor normative.



773
 774 **Figure 1 - System Entities**

775 **5.5.1 System Template**

776 The System Template contains configuration values for realizing a System. A System Template can be
 777 used to create multiple Systems.

778 **Type URI:** <http://www.dmtf.org/cimi/SystemTemplate>

Attribute	Type	Description	Optionality
volumeTemplates	URI[]	List of volume templates referenced in this System Template. Items in this list are used to create Volumes as part of the System creation process.	optional
machineTemplates	URI[]	List of Machine Templates referenced in this System Template. Items in this list are used to create Machines as	optional

		part of the System creation process.	
networkTemplates	URI[]	List of NetworkTemplates referenced in this System Template. Items in this list are used to create Networks as part of the System creation process.	optional

779 **JSON media type:** application/CIMI-SystemTemplate+json

780 **JSON serialization:**

```

781 { "uri": string,
782   "name": string, ?
783   "description": string, ?
784   "created": string, ?
785   "properties": [ "name": string, + ], ?
786   "volumeTemplates": [
787     { "href": string }, +
788   ], ?
789   "machineTemplates": [
790     { "href": string }, +
791   ], ?
792   "networkTemplates": [
793     { "href": string }, +
794   ], ?
795   "operations": [
796     { "rel": "edit", "href": string }, ?
797     { "rel": "delete", "href": string } ?
798   ] ?
799   ...
800 }
```

801 **XML media type:** application/CIMI-SystemTemplate+xml

802 **XML serialization:**

```

803 <SystemTemplate xmlns="http://www.dmtf.org/cimi">
804   <uri> xs:anyURI </uri>
805   <name> xs:string </name> ?
806   <description> xs:string </description> ?
807   <created> xs:string </created>
808   <property name="xs:string"> xs:string </property> *
809   <volumeTemplate href="xs:anyURI"/> *
810   <machineTemplate href="xs:anyURI"/> *
811   <networkTemplate href="xs:anyURI"/> *
812   <operation rel="edit" href="xs:anyURI"/> ?
813   <operation rel="delete" href="xs:anyURI"/> ?
814   <xs:any>*
815 </SystemTemplate>
```

816 5.5.1.1 Operations

817 This entity supports the Read, Update and Delete operations. Create is supported via the System
818 Template Collection entity.

819 5.5.2 System Template Collection

820 A System Template Collection entity represents the collection of System Template entities within a
821 Provider. This resource can be used to locate and create System Templates.

822 **Type URI:** <http://www.dmtf.org/cimi/SystemTemplateCollection>

Attribute	Type	Description	Optionality
systemTemplates	URI[]	An array of URIs referencing the set of System Templates in the Provider.	optional

823 The following describes the serialization of the entity in both JSON and XML:

824 **JSON media type:** application/CIMI-SystemTemplateCollection+json

825 **JSON serialization:**

```
826 { "uri": string,
827   "name": string, ?
828   "description": string, ?
829   "created": string, ?
830   "properties": [ "name": string, + ], ?
831   "systemTemplates": [
832     { "href": string }, +
833   ], ?
834   "operations": [
835     { "rel": "add", "href": string }, ?
836     { "rel": "edit", "href": string } ?
837   ] ?
838   ...
839 }
```

840 **XML media type:** application/CIMI-SystemTemplateCollection+xml

841 **XML serialization:**

```
842 <SystemTemplateCollection xmlns="http://www.dmtf.org/cimi">
843   <uri> xs:anyURI </uri>
844   <name> xs:string </name> ?
845   <description> xs:string </description> ?
846   <created> xs:string </created>
847   <property name="xs:string"> xs:string </property> *
848   <systemTemplate href="xs:anyURI"/> *
849   <operation rel="add" href="xs:anyURI"/> ?
850   <operation rel="edit" href="xs:anyURI"/> ?
851   <xs:any>*
852 </SystemTemplateCollection>
```

853 5.5.2.1 Operations

854 This entity supports the Read and Update operations. Creation of new System Template entities is
855 supported via a POST to the "addLink" URI as described in section 4.2.1.1.

856 5.5.3 System

857 A System is a realized entity that consists of for example: one or more Machines, Volumes, and Networks
858 (and others) that could be connected and associated with each other. A System can be operated and
859 managed as a single entity and usually forms a stack of service. For example, a shopping cart system
860 consists of machines for web servers and databases, network addresses for public access, and volumes
861 for database files. A System may directly provide a user facing component, or may provide an
862 infrastructure component.

863 **Type URI:** <http://www.dmtf.org/cimi/System>

Attribute	Type	Description	Optionality
-----------	------	-------------	-------------

state	string	Current state of the System entity as last known. This is a label containing lifecycle state (e.g. INITIATED, CREATING, CREATED, DESTROYING, DESTROYED). This value is read-only and will change based on the state of the System.	mandatory
machines	URI[]	The list of Machines contained in this System. Adding an item (of type Machine) to this list is logically equivalent to associating the Machine to this System with a "containment relationship". Removing an item from this list is logically equivalent to de-associating the Machine to this System.	optional
status	string	Indicates the operational status of the entity. For example, STARTED, STOPPED, SUSPENDED are operational status. Updating this value amounts to controlling the status of the System. For example, updating the value to STOPPED would indicate that theSystem should be stopped from whichever status it is currently at. Changing the attribute value may result in a long running operation.	mandatory
meters	URI[]	A list of references to Meters monitored for this System.	optional
eventLog	URI	A reference to the EventLog of this System.	optional

864 **JSON media type:** application/CIMI-System+json

865 **JSON serialization:**

```

866 { "uri": string,
867   "name": string, ?
868   "description": string, ?
869   "created": string, ?
870   "properties": [ "name": string, + ], ?
871   "state": string,
872   "machines": [
873     { "href": string }, +
874   ], ?
875   "status": string,
876   "meters": [
877     { "href": string }, +
878   ], ?
879   "eventLog": { "href": string }, ?
880   "operations": [
881     { "rel": "edit", "href": string }, ?
882     { "rel": "delete", "href": string } ?
883   ] ?
884   ...
885 }
```

886 **XML media type:** application/CIMI-System+xml

887 **XML serialization:**

```

888 <System xmlns="http://www.dmtf.org/cimi">
889   <uri> xs:anyURI </uri>
890   <name> xs:string </name> ?
891   <description> xs:string </description> ?
892   <created> xs:string </created>
893   <property name="xs:string"> xs:string </property> *
```

```

894     <state> xs:string </state>
895     <machine href="xs:anyURI"/> *
896     <status> xs:string </status>
897     <meter href="xs:anyURI"/> *
898     <eventLog href="xs:anyURI"/> ?
899     <operation rel="edit" href="xs:anyURI"/> ?
900     <operation rel="delete" href="xs:anyURI"/> ?
901     <xs:any>*
902 </System>

```

903 5.5.3.1 Operations

904 This entity supports the Read, Update and Delete operations. Create is supported via the System
905 Collection entity.

906 5.5.4 System Collection

907 A System Collection entity represents the collection of System entities within a Provider. This entity can
908 be used to locate and create Systems.

909 **Type URI:** <http://www.dmtf.org/cimi/SystemCollection>

Attribute	Type	Description	Optionality
systems	URI[]	An array of URIs referencing the set of Systems in the Provider.	optional

910 The following describes the serialization of the entity in both JSON and XML:

911 **JSON media type:** application/CIMI-SystemCollection+json

912 **JSON serialization:**

```

913 { "uri": string,
914   "name": string, ?
915   "description": string, ?
916   "created": string, ?
917   "properties": [ "name": string, + ], ?
918   "systems": [
919     { "href": string }, +
920   ], ?
921   "operations": [
922     { "rel": "add", "href": string }, ?
923     { "rel": "edit", "href": string } ?
924   ] ?
925   ...
926 }

```

927 **XML media type:** application/CIMI-SystemCollection+xml

928 **XML serialization:**

```

929 <SystemCollection xmlns="http://www.dmtf.org/cimi">
930   <uri> xs:anyURI </uri>
931   <name> xs:string </name> ?
932   <description> xs:string </description> ?
933   <created> xs:string </created>
934   <property name="xs:string"> xs:string </property> *
935   <system href="xs:anyURI"/> *
936   <operation rel="add" href="xs:anyURI"/> ?
937   <operation rel="edit" href="xs:anyURI"/> ?
938   <xs:any>*
939 </SystemCollection>

```

940 5.5.4.1 Operations

941 This entity supports the Read and Update operations.

942 The following custom operations are also defined:

943 • **Creating a New System**

944 **/link@rel:** add

945 This operation will create a new System.

946 Input parameters: Either a reference to a System Template or a System Template itself.

947 Output parameters: A reference to a new System and optionally the representation of the System.

948 • **HTTP/REST Protocol**

949 To create a new System a POST is sent to the "add" URI of the SystemCollection where the HTTP
 950 request body SHALL be as described below. Note this structure allows for certain properties to be
 951 passed in "by value" or by "reference". The definition of each property can be found in section 5.4.1.

952 **JSON media type:** application/CIMI-SystemCreate+json

953 **JSON serialization:**

```

954 { "name": string,
955   "description": string, ?
956   "properties": [ "name": string, + ], ?
957   "systemTemplate" : { "href": string, ?
958     "properties": [ "name": string, + ], ?
959     "volumeTemplates": [
960       { "href": string, ?
961         "properties": [ "name": string, + ], ?
962         "volumeConfig": { "href": string, ?
963           "properties": [ "name": string, + ], ?
964           "format": string, ?
965           "capacity": { "quantity": number, "units": string }, ?
966           "supportsSnapshots": boolean, ?
967           "guestInterface": string, ?
968         },
969         "volumeImage": { "href": string,
970           "imageLocation": { "href": string }, ?
971           "imageData": string, ?
972           "bootable": boolean ?
973         } ?
974       }, +
975     ], ?
976   "machineTemplates": [
977     { "href": string, ?
978       "properties": [ "name": string, + ], ?
979       "machineConfig": { "href": string, ?
980         "cpu": string, ?
981         "memory": { "quantity": integer, "units": string }, ?
982         "disks" : [
983           { "capacity": { "quantity": integer, "units": string },
984             "guestInterface": string }, +
985         ] ?
986       },
987       "machineImage": { "href": string,
988         "imageLocation": { "href": string }, ?
989         "imageData": string, ?
990       }, ?

```



```

991     "machineAdmin": { "href": string, ?
992         <provider specific data> ?
993     }, ?
994     "volumes": [
995         { "href": string, "attachmentPoint": string, "protocol": string}, +
996     ], ?
997     "volumeTemplates": [
998         { "href": string, ?
999             "attachmentPoint": string, "protocol": string,
1000             "volumeConfig": { "href": string, ?
1001                 "properties": [ "name": string, + ], ?
1002                 "format": string, ?
1003                 "capacity": { "quantity": number, "units": string }, ?
1004                 "supportsSnapshots": boolean, ?
1005                 "guestInterface": string ?
1006             }, ?
1007             "volumeImage": { "href": string,
1008                 "properties": [ "name": string, + ], ?
1009                 "imageLocation": { "href": string }, ?
1010                 "imageData": string, ?
1011                 "bootable": boolean ?
1012             } ?
1013         }, +
1014     ] ?
1015 }
1016 ], ?
1017 "networkTemplates": [
1018     { "networkTemplate": { "href": string, ?
1019         "properties": [ "name": string, + ] ?
1020         <add network properties when defined>
1021     }
1022 }, ?
1023 ]
1024 ...
1025 }

```

1026 **XML media type:** application/CIMI-SystemCreate+xml

1027 **XML serialization**

```

1028 <SystemCreate>
1029   <name> xs:string </name>
1030   <description> xs:string </description> ?
1031   <property name="xs:string"> xs:string </property> *
1032   <systemTemplate href="xs:anyURI"?>
1033     <property name="xs:string"> xs:string </property> *
1034
1035     <volumeTemplate href="xs:anyURI"? >
1036       <property name="xs:string"> xs:string </property> *
1037       <volumeConfig href="xs:anyURI"? >
1038         <property name="xs:string"> xs:string </property> *
1039         <format> xs:string </format> ?
1040         <capacity quantity="xs:integer" units="xs:string"/> ?
1041         <supportsSnapshots> xs:boolean </supportsSnapshots> ?
1042         <guestInterface> xs:string </guestInterface> ?
1043       </volumeConfig>
1044       <volumeImage href="xs:anyURI">
1045         <property name="xs:string"> xs:string </property> *
1046         <imageLocation href="xs:anyURI"/> ?
1047         <imageData> xs:any* </imageData> ?
1048         <bootable> xs:boolean </bootable> ?
1049       </volumeImage> ?
1050     </volumeTemplate> *
1051

```

```

1052 <machineTemplate href="xs:anyURI"? >
1053   <property name="xs:string"> xs:string </property> *
1054   <machineConfig href="xs:anyURI"? >
1055     <property name="xs:string"> xs:string </property> *
1056     <cpu> xs:string </cpu> ?
1057     <memory quantity="xs:integer" units="xs:string"/>
1058     <disk>
1059       <capacity quantity="xs:integer" units="xs:string">
1060         <guestInterface> xs:string </guestInterface>
1061       </disk> *
1062   </machineConfig>
1063   <machineImage href="xs:anyURI">
1064     <property name="xs:string"> xs:string </property> *
1065     <imageLocation href="xs:anyURI"/> ?
1066     <imageData> xs:string </imageData> ?
1067   </machineImage>
1068   <machineAdmin href="xs:anyURI"? >
1069     xs:any* <!-- provider specific data -->
1070   </machineAdmin> ?
1071   <volume href="xs:anyURI"
1072     attachmentPoint="xs:string" protocol="xs:string" /> *
1073   <volumeTemplate href="xs:anyURI"?
1074     attachmentPoint="xs:string" protocol="xs:string" >
1075     <property name="xs:string"> xs:string </property> *
1076     <volumeConfig href="xs:anyURI">
1077       <property name="xs:string"> xs:string </property> *
1078       <format> xs:string </format> ?
1079       <capacity quantity="xs:integer" units="xs:string"/> ?
1080       <supportsSnapshots> xs:boolean </supportsSnapshots> ?
1081       <guestInterface> xs:string </guestInterface> ?
1082     </volumeConfig>
1083     <volumeImage href="xs:anyURI">
1084       <property name="xs:string"> xs:string </property> *
1085       <imageLocation href="xs:anyURI"/> ?
1086       <imageData> xs:any* </imageData> ?
1087       <bootable> xs:boolean </bootable> ?
1088     </volumeImage> ?
1089   </volumeTemplate> *
1090 </machineTemplate> *
1091
1092 <networkTemplate href="xs:anyURI"? >
1093   <property name="xs:string"> xs:string </property> *
1094   <add network properties when defined>
1095 </networkTemplate> *
1096
1097 </systemTemplate>
1098 <xs:any>*
1099 </SystemCreate>

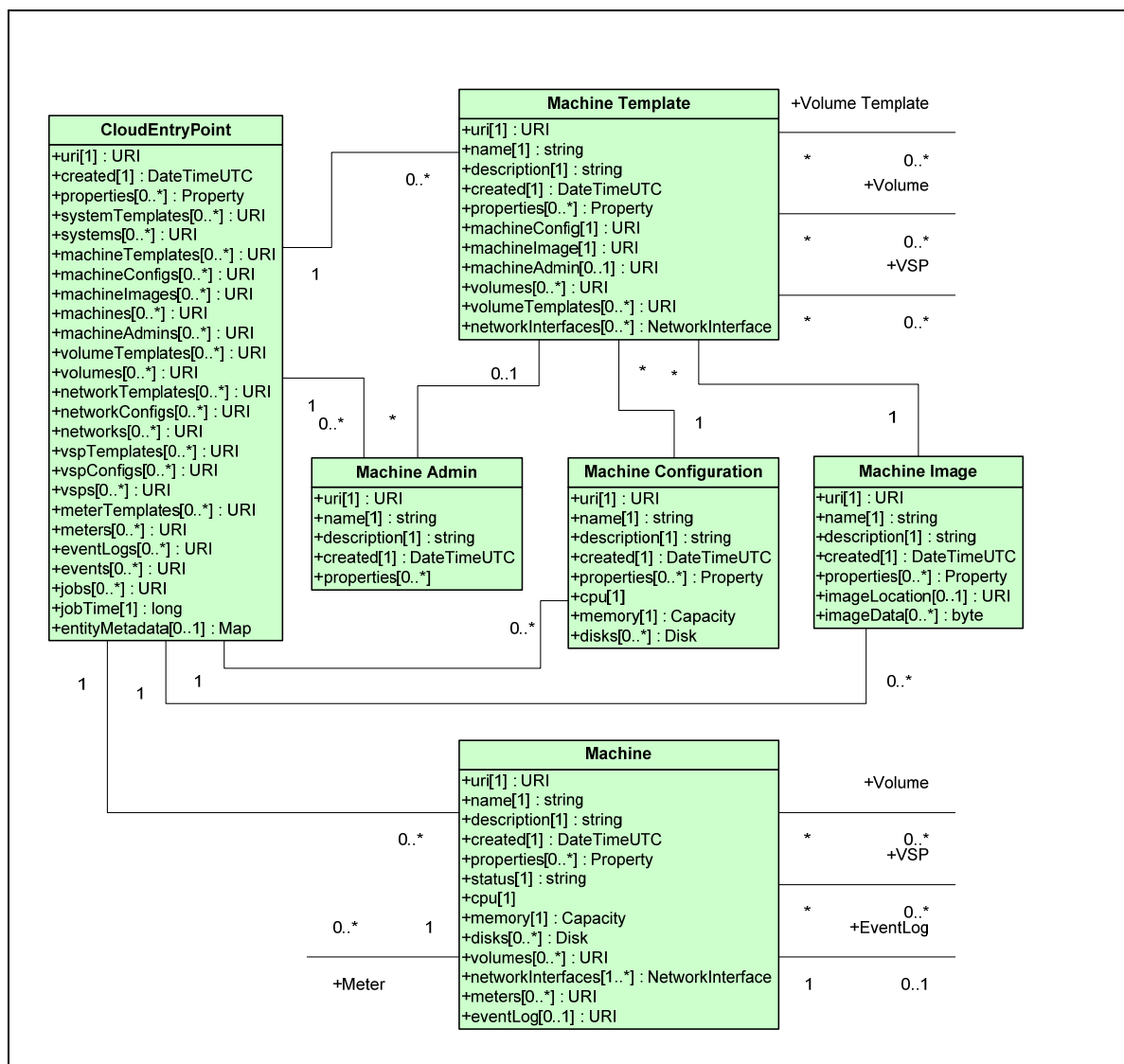
```

1100 The serialization of some reference properties are specified such that a request MAY either include a
 1101 reference ("href") to an existing entity or to include the entity "inline" as a set of additional properties.
 1102 Requests SHALL NOT include both a reference and the inlined set of properties.

1103 Upon successful processing of the request, the HTTP response body MAY either be empty or contain a
 1104 serialization of the System entity.

1105 5.6 Machine Entities and Relationships

1106 The following diagram illustrates the entities involved in constructing a Machine and their relationships.
 1107 Although this drawing is in the style of an Entity Relationship diagram, the use of UML is neither rigorous
 1108 nor normative.



1109
1110 **Figure 2 - Machine Entities**

1111 **5.6.1 Machine Template**

1112 A Machine Template represents the set of metadata and instructions used in the creation of a Machine.

1113 **Type URI:** <http://www.dmtf.org/cimi/MachineTemplate>

Attribute	Type	Description	Optionality
machineConfig	URI	A reference to the Machine Configuration that will be used to create a Machine from this Machine Template.	mandatory
machineImage	URI	A reference to the Machine Image that will be used to create a Machine from this Machine Template.	mandatory
machineAdmin	URI	A reference to the Machine Admin that will be used to create the initial login credential for the new Machine.	optional

<p>volumes</p>	<p>A list of references to existing Volumes that will be attached to the Machine during its creation.</p> <p>Each volume attribute has the following sub-attributes which describe aspects of the way in which the Machine will be attached to the Volume:</p> <table border="1" data-bbox="428 365 1282 680"> <thead> <tr> <th>Attribute</th> <th>Type</th> <th>Description</th> </tr> </thead> <tbody> <tr> <td>attachmentPoint</td> <td>String</td> <td>File system path where the Volume will be attached</td> </tr> <tr> <td>protocol</td> <td>String</td> <td>Protocol that will be used to access this Volume (e.g. NFS, iSCSI)</td> </tr> <tr> <td>volume</td> <td>URI</td> <td>Reference to the Volume that will be attached.</td> </tr> </tbody> </table>	Attribute	Type	Description	attachmentPoint	String	File system path where the Volume will be attached	protocol	String	Protocol that will be used to access this Volume (e.g. NFS, iSCSI)	volume	URI	Reference to the Volume that will be attached.	<p>optional</p>
Attribute	Type	Description												
attachmentPoint	String	File system path where the Volume will be attached												
protocol	String	Protocol that will be used to access this Volume (e.g. NFS, iSCSI)												
volume	URI	Reference to the Volume that will be attached.												
<p>volumeTemplates</p>	<p>A list of references to Volume Templates that will be used to create a set of new Volumes that will to be attached to the Machine during its creation.</p> <p>If the Machine is created as part of a System creation, the Volumes created from these templates will be considered as part of that System without the need for these Volume Templates to also be listed in the <code>volumeTemplates</code> attribute of the relevant System Template. If the same Volume Template URI is listed in both the <code>volumeTemplates</code> attribute of a System Template and in the <code>volumeTemplates</code> attribute of a Machine Template contained by that System Template, this means that multiple, distinct Volume instances will be created as part of the overall System creation.</p> <p>Each volumeTemplate attribute has the following sub-attributes which describe aspects of the way in which the Machine will be attached to the Volume instance that will be created from the template:</p> <table border="1" data-bbox="428 1213 1282 1528"> <thead> <tr> <th>Attribute</th> <th>Type</th> <th>Description</th> </tr> </thead> <tbody> <tr> <td>attachmentPoint</td> <td>String</td> <td>File system path where the Volume will be attached</td> </tr> <tr> <td>protocol</td> <td>String</td> <td>Protocol that will be used to access this Volume (e.g. NFS, iSCSI)</td> </tr> <tr> <td>volumeTemplate</td> <td>URI</td> <td>Reference to the Volume Template that will be used to create a new Volume.</td> </tr> </tbody> </table>	Attribute	Type	Description	attachmentPoint	String	File system path where the Volume will be attached	protocol	String	Protocol that will be used to access this Volume (e.g. NFS, iSCSI)	volumeTemplate	URI	Reference to the Volume Template that will be used to create a new Volume.	<p>optional</p>
Attribute	Type	Description												
attachmentPoint	String	File system path where the Volume will be attached												
protocol	String	Protocol that will be used to access this Volume (e.g. NFS, iSCSI)												
volumeTemplate	URI	Reference to the Volume Template that will be used to create a new Volume.												
<p>networkInterfaces</p>	<p>A list of sub-entities that define the network interfaces that will be created on Machines instantiated from this template.</p> <table border="1" data-bbox="428 1617 1282 1873"> <thead> <tr> <th>Attribute</th> <th>Type</th> <th>Description</th> </tr> </thead> <tbody> <tr> <td>vsp</td> <td>URI</td> <td>A reference to the VSP (Virtual Switch Port) for this network interface.</td> </tr> <tr> <td>hostname</td> <td>string</td> <td>DNS resolvable name associated with this network interface.</td> </tr> </tbody> </table>	Attribute	Type	Description	vsp	URI	A reference to the VSP (Virtual Switch Port) for this network interface.	hostname	string	DNS resolvable name associated with this network interface.	<p>optional</p>			
Attribute	Type	Description												
vsp	URI	A reference to the VSP (Virtual Switch Port) for this network interface.												
hostname	string	DNS resolvable name associated with this network interface.												

	macAddress	string	Address assigned by the hypervisor when a machine is created or a unique address can be manually assigned.
	state	string	The state of an interface configurable to be "Active" or "Standby".
	protocol	string	Selected network protocol such as - IPv4 or IPv6.
	allocation	string	The option for "Dynamic Host Allocation Protocol" or static.
	address	string	The IP address assigned to a virtual interface.
	defaultGateway	string	An IP address to a firewall or router that serves other networks.
	dns	string	The IP address of the Domain Name Service from host name to IP resolution.
	maxTransmissionUnit	integer	To set the largest supported packet size.

1114 The following describes the serialization of the entity in both JSON and XML:

1115 **JSON media type:** application/CIMI-MachineTemplate+json

1116 **JSON serialization:**

```

1117 { "uri": string,
1118   "name": string,
1119   "description": string, ?
1120   "created": string, ?
1121   "properties": [ "name": string, + ], ?
1122   "machineConfig": { "href": string },
1123   "machineImage": { "href": string },
1124   "machineAdmin": { "href": string }, ?
1125   "volumes": [
1126     { "href": string, "attachmentPoint": string, "protocol": string }, +
1127   ], ?
1128   "volumeTemplates": [
1129     { "href": string, "attachmentPoint": string, "protocol": string }, +
1130   ], ?
1131   "networkInterfaces": [
1132     { "vsp": { "href": string }, "hostname": string, "macAddress": string,
1133       "state": string, "protocol": string, "allocation": string,
1134       "address": string, "defaultGateway": string, "dns": string,
1135       "maxTransmissionUnit": integer }, +
1136   ], ?
1137   "operations": [
1138     { "rel": "edit", "href": string }, ?
1139     { "rel": "delete", "href": string } ?
1140   ] ?
1141   ...
1142 }
```

1143 **XML media type:** application/CIMI-MachineTemplate+xml

1144 **XML serialization:**

```

1145 <MachineTemplate xmlns="http://www.dmtf.org/cimi">
1146   <uri> xs:anyURI </uri>
1147   <name> xs:string </name>
1148   <description> xs:string </description> ?
1149   <created> xs:string </created>
1150   <property name="xs:string"> xs:string </property> *
1151   <machineConfig href="xs:anyURI"/>
1152   <machineImage href="xs:anyURI"/>
1153   <machineAdmin href="xs:anyURI"/> ?
1154   <volume href="xs:anyURI"
1155     attachmentPoint="xs:string" protocol="xs:string" /> *
1156   <volumeTemplate href="xs:anyURI"
1157     attachmentPoint="xs:string" protocol="xs:string" /> *
1158   <networkInterface>
1159     <vsp href="xs:anyURI"/>
1160     <hostname> xs:string </hostname>
1161     <macAddress> xs:string </macAddress>
1162     <state> xs:string </state>
1163     <protocol> xs:string </protocol>
1164     <allocation> xs:string </allocation>
1165     <address> xs:string </address>
1166     <defaultGateway> xs:string </defaultGateway>
1167     <dns> xs:string </dns>
1168     <maxTransmissionUnit> xs:integer </maxTransmissionUnit>
1169   </networkInterface> *
1170   <operation rel="edit" href="xs:anyURI"/> ?
1171   <operation rel="delete" href="xs:anyURI"/> ?
1172   <xs:any>*
1173 </MachineTemplate>
  
```

1174 **5.6.1.1 Operations**

1175 This entity supports the Read, Update and Delete operations. Create is supported via the Machine
 1176 Template Collection entity.

1177 **5.6.2 Machine Template Collection**

1178 A Machine Template Collection entity represents the collection of Machine Template entities within a
 1179 Provider. This entity can be used to locate and create Machine Templates.

1180 **Type URI:** http://www.dmtf.org/cimi/MachineTemplateCollection

Attribute	Type	Description	Optionality
machineTemplates	URI[]	An array of URIs referencing the set of Machine Templates in the Provider.	optional

1181 The following describes the serialization of the entity in both JSON and XML:

1182 **JSON media type:** application/CIMI-MachineTemplateCollection+json

1183 **JSON serialization:**

```

1184 { "uri": string,
1185   "name": string, ?
1186   "description": string, ?
1187   "created": string, ?
  
```

```

1188 "properties": [ "name": string, + ], ?
1189 "machineTemplates": [
1190   { "href": string }, +
1191 ], ?
1192 "operations": [
1193   { "rel": "add", "href": string }, ?
1194   { "rel": "edit", "href": string } ?
1195 ] ?
1196 ...
1197 }
    
```

1198 **XML media type:** application/CIMI-MachineTemplateCollection+xml

1199 **XML serialization:**

```

1200 <MachineTemplateCollection xmlns="http://www.dmtf.org/cimi">
1201   <uri> xs:anyURI </uri>
1202   <name> xs:string </name> ?
1203   <description> xs:string </description> ?
1204   <created> xs:string </created>
1205   <property name="xs:string"> xs:string </property> *
1206   <machineTemplate href="xs:anyURI"/> *
1207   <operation rel="add" href="xs:anyURI"/> ?
1208   <operation rel="edit" href="xs:anyURI"/> ?
1209   <xs:any>*
1210 </MachineTemplateCollection>
    
```

1211 **5.6.2.1 Operations**

1212 This entity supports the Read and Update operations. Creation of new Machine Template entities is
 1213 supported via a POST to the "addLink" URI as described in section 4.2.1.1.

1214 **5.6.3 Machine Configuration**

1215 The Machine Configuration entity represents the set of configuration values that define the (virtual)
 1216 hardware resources of a to-be-realized Machine Instance. Machine Configurations are created by
 1217 Providers and MAY, at the Providers discretion, be created by Consumers.

1218 **Type URI:** http://www.dmtf.org/cimi/MachineConfiguration

Attribute	Type	Description	Optionality
cpu	TBD	Indicate the amount of CPU (based on standard CPU measurement) that a Machine realized from this configuration would have, by default.	mandatory
memory	Indicates the amount of RAM that a Machine realized from this configuration will have.		mandatory
	This attribute has the following sub-attributes which serve to describe it:		
	Attribute	Type	
	quantity	integer	A numerical quantity expressed as an integer.
	units	string	An enumerated value that expresses the unit of measurement used. Allowable values are byte , kibibyte , mebibyte , gibibyte , tebibyte , pebibyte , exbibyte , zebibyte , and yobibyte .

disks	<p>Contains the list of metadata of the disks that will be created upon the instantiation of a Machine from this configuration. The disks are local storages to the Machine.</p> <p>Each disks attribute has the following sub-attributes:</p> <table border="1"> <thead> <tr> <th>Attribute</th> <th>Type</th> <th>Description</th> </tr> </thead> <tbody> <tr> <td rowspan="3">capacity</td> <td colspan="2">Indicates the initial capacity of the disk described by this attribute. This property has the following, sub-attributes.</td> </tr> <tr> <td>quantity</td> <td>integer</td> <td>A numerical quantity expressed as an integer.</td> </tr> <tr> <td>units</td> <td>string</td> <td>An enumerated value that expresses the unit of measurement used. Allowable values are byte, kilobyte, megabyte, gigabyte, terabyte, petabyte, exabyte, zettabyte, and yottabyte.</td> </tr> <tr> <td>guestInterface</td> <td>string</td> <td>This property indicates the interface offered to a Machine instance to gain access to the storage contents.</td> </tr> </tbody> </table>		Attribute	Type	Description	capacity	Indicates the initial capacity of the disk described by this attribute. This property has the following, sub-attributes.		quantity	integer	A numerical quantity expressed as an integer.	units	string	An enumerated value that expresses the unit of measurement used. Allowable values are byte , kilobyte , megabyte , gigabyte , terabyte , petabyte , exabyte , zettabyte , and yottabyte .	guestInterface	string	This property indicates the interface offered to a Machine instance to gain access to the storage contents.	mandatory
Attribute	Type	Description																
capacity	Indicates the initial capacity of the disk described by this attribute. This property has the following, sub-attributes.																	
	quantity	integer	A numerical quantity expressed as an integer.															
	units	string	An enumerated value that expresses the unit of measurement used. Allowable values are byte , kilobyte , megabyte , gigabyte , terabyte , petabyte , exabyte , zettabyte , and yottabyte .															
guestInterface	string	This property indicates the interface offered to a Machine instance to gain access to the storage contents.																

1219 **JSON media type:** application/CIMI-MachineConfiguration+json

1220 **JSON serialization:**

```

1221 { "uri": string,
1222   "name": string,
1223   "description": string, ?
1224   "created": string, ?
1225   "properties": [ "name": string, + ], ?
1226   "cpu": string,
1227   "memory": { "quantity": integer, "units": string },
1228   "disks" : [
1229     { "capacity": { "quantity": integer, "units": string },
1230     "guestInterface": string }, +
1231   ], ?
1232   "operations": [
1233     { "rel": "edit", "href": string }, ?
1234     { "rel": "delete", "href": string } ?
1235   ] ?
1236   ...
1237 }
```

1238 **XML media type:** application/CIMI-MachineConfiguration+xml

1239 **XML serialization:**

```

1240 <MachineConfiguration xmlns="http://www.dmtf.org/cimi">
1241   <uri> xs:anyURI </uri>
1242   <name> xs:string </name>
1243   <description> xs:string </description> ?
1244   <created> xs:string </created>
1245   <property name="xs:string"> xs:string </property> *
1246   <cpu> xs:string </cpu>
1247   <memory quantity="xs:integer" units="xs:string"/>
```



```

1248     <disk>
1249         <capacity quantity="xs:integer" units="xs:string">
1250         <guestInterface> xs:string </guestInterface>
1251     </disk> *
1252     <operation rel="edit" href="xs:anyURI"/> ?
1253     <operation rel="delete" href="xs:anyURI"/> ?
1254     <xs:any>*
1255 </MachineConfiguration>

```

1256 5.6.3.1 Operations

1257 This entity supports the Read, Update and Delete operations. Create is supported via the Machine
1258 Configuration Collection entity.

1259 5.6.4 Machine Configuration Collection

1260 A Machine Configuration Collection entity represents the collection of Machine Configuration entities
1261 within a Provider. This entity can be used to locate and create Machine Configurations.

1262 **Type URI:** <http://www.dmtf.org/cimi/MachineConfigurationCollection>

Attribute	Type	Description	Optionality
machineConfigurations	URI[]	An array of URIs referencing the set of Machine Configurations in the Provider.	optional

1263 The following describes the serialization of the entity in both JSON and XML:

1264 **JSON media type:** application/CIMI-MachineConfigurationCollection+json

1265 **JSON serialization:**

```

1266 { "uri": string,
1267   "name": string, ?
1268   "description": string, ?
1269   "created": string, ?
1270   "properties": [ "name": string, + ], ?
1271   "machineConfigurations": [
1272     { "href": string }, +
1273   ], ?
1274   "operations": [
1275     { "rel": "add", "href": string }, ?
1276     { "rel": "edit", "href": string } ?
1277   ] ?
1278   ...
1279 }

```

1280 **XML media type:** application/CIMI-MachineConfigurationCollection+xml

1281 **XML serialization:**

```

1282 <MachineConfigurationCollection xmlns="http://www.dmtf.org/cimi">
1283   <uri> xs:anyURI </uri>
1284   <name> xs:string </name> ?
1285   <description> xs:string </description> ?
1286   <created> xs:string </created>
1287   <property name="xs:string"> xs:string </property> *
1288   <machineConfiguration href="xs:anyURI"/> *
1289   <operation rel="add" href="xs:anyURI"/> ?
1290   <operation rel="edit" href="xs:anyURI"/> ?
1291   <xs:any>*

```

1292 </MachineConfigurationCollection>

1293 **5.6.4.1 Operations**

1294 This entity supports the Read and Update operations. Creation of new Machine Configuration entities is
 1295 supported via a POST to the "addLink" URI as described in section 4.2.1.1.

1296 **5.6.5 Machine Image**

1297 This entity represents the information (e.g. an Open Virtualization Format (OVF) package) necessary for
 1298 hardware virtualized resources to create a Machine Instance; it contains configuration data such as
 1299 startup instructions, including possible combinations of the following:

- 1300 • the software image (i.e. a copy of an installed Machine) which is to be instantiated on the disk
 1301 and other virtual resources
- 1302 • installation software, which, when executed on the hardware (virtual) resources, builds the
 1303 machine instance
- 1304 • both a disk image and a set of software and parameters in order to install new components not
 1305 included in original disk image

1306 **Type URI:** http://www.dmtf.org/cimi/MachineImage

Attribute	Type	Description	Optionality
imageLocation	URI	A URI that references the location of the binary data that makes up this image. Either this attribute must be present or the imageData attribute must be present.* This value is immutable .	optional
imageData	byte[]	The binary data that makes up this image. Either this attribute must be present or the imageLocation attribute must be present.* This value is immutable .	optional

1307 * Either imageLocation or imageData SHALL be present, however both values shall not be present
 1308 simultaneously.

1309 **JSON media type:** application/CIMI-MachineImage+json

1310 **JSON serialization:**

```

1311 { "uri": string,
1312   "name": string,
1313   "description": string, ?
1314   "created": string, ?
1315   "properties": [ "name": string, + ], ?
1316   "imageLocation": { "href": string }, ?
1317   "imageData": string, ?
1318   "operations": [
1319     { "rel": "edit", "href": string }, ?
1320     { "rel": "delete", "href": string } ?
1321   ] ?
1322   ...
1323 }
```

1324 **XML media type:** application/CIMI-MachineImage+xml

1325 **XML serialization:**

```

1326 <MachineImage xmlns="http://www.dmtf.org/cimi">
1327   <uri> xs:anyURI </uri>
1328   <name> xs:string </name>
1329   <description> xs:string </description> ?
1330   <created> xs:string </created>
1331   <property name="xs:string"> xs:string </property> *
1332   <imageLocation href="xs:anyURI"/> ?
1333   <imageData> xs:string </imageData> ?
1334   <operation rel="edit" href="xs:anyURI"/> ?
1335   <operation rel="delete" href="xs:anyURI"/> ?
1336   <xs:any>*
1337 </MachineImage>

```

1338 5.6.5.1 Operations

1339 This entity supports the Read, Update and Delete operations. Create is supported via the Machine Image
1340 Collection entity.

1341 5.6.6 Machine Image Collection

1342 A Machine Image Collection entity represents the collection of Machine Image entities within a Provider.
1343 This entity can be used to locate and create Machine Images.

1344 **Type URI:** <http://www.dmtf.org/cimi/MachineImageCollection>

Attribute	Type	Description	Optionality
machineImages	URI[]	An array of URIs referencing the set of Machine Images in the Provider.	optional

1345 The following describes the serialization of the entity in both JSON and XML:

1346 **JSON media type:** application/CIMI-MachineImageCollection+json

1347 **JSON serialization:**

```

1348 { "uri": string,
1349   "name": string, ?
1350   "description": string, ?
1351   "created": string, ?
1352   "properties": [ "name": string, + ], ?
1353   "machineImages": [
1354     { "href": string }, +
1355   ], ?
1356   "operations": [
1357     { "rel": "add", "href": string }, ?
1358     { "rel": "edit", "href": string } ?
1359   ] ?
1360   ...
1361 }

```

1362 **XML media type:** application/CIMI-MachineImageCollection+xml

1363 **XML serialization:**

```

1364 <MachineImageCollection xmlns="http://www.dmtf.org/cimi">
1365   <uri> xs:anyURI </uri>
1366   <name> xs:string </name> ?

```

```

1367 <description> xs:string </description> ?
1368 <created> xs:string </created>
1369 <property name="xs:string"> xs:string </property> *
1370 <machineImage href="xs:anyURI"/> *
1371 <operation rel="add" href="xs:anyURI"/> ?
1372 <operation rel="edit" href="xs:anyURI"/> ?
1373 <xs:any>*
1374 </MachineImageCollection>
    
```

1375 **5.6.6.1 Operations**

1376 This entity supports the Read and Update operations. Creation of new Machine Image entities is
 1377 supported via a POST to the "addLink" URI as described in section 4.2.1.1.

1378 **5.6.7 Machine**

1379 An instantiated compute resource that encapsulates both CPU and Memory.

1380 **Type URI:** <http://www.dmtf.org/cimi/Machine>

Attribute	Type	Description	Optionality									
status	string	<p>Indicates the operational status of the entity. For example, STARTED, STOPPED, SUSPENDED are operational status.</p> <p>Updating the value amounts to controlling the status of the machine. For example, updating value to STOPPED would indicate that the machine should be stopped from whichever status it is currently at.</p> <p>Changing the attribute value may result in a long running operation.</p>	mandatory									
cpu	TBD	<p>The size of the CPU allocated to this Machine to be used. This should adhere to the standard unit of measurement. For example, a Machine with 4 unit worth of CPU would allow the processes in the Machine to use up to 4 units worth of CPU (and be charged thereof).</p> <p>When this value is increased, it implies that the Machine is allocated more CPU to use, and vice versa when the value is decreased.</p>	mandatory									
memory	<p>The size of the memory (RAM) allocated to this Machine.</p> <p>When this value is increased, it implies that the Machine is allocated more RAM, and vice versa when the value is decreased.</p> <p>This attribute has the following sub-attributes which serve to describe it:</p> <table border="1"> <thead> <tr> <th>Attribute</th> <th>Type</th> <th>Description</th> </tr> </thead> <tbody> <tr> <td>quantity</td> <td>integer</td> <td>A numerical quantity expressed as an integer.</td> </tr> <tr> <td>units</td> <td>string</td> <td>An enumerated value that expresses the unit of measurement used. Allowable values are byte, kibibyte, mebibyte, gibibyte, tebibyte, pebibyte, exbibyte, zebibyte, and yobibyte.</td> </tr> </tbody> </table>		Attribute	Type	Description	quantity	integer	A numerical quantity expressed as an integer.	units	string	An enumerated value that expresses the unit of measurement used. Allowable values are byte, kibibyte, mebibyte, gibibyte, tebibyte, pebibyte, exbibyte, zebibyte, and yobibyte.	mandatory
Attribute	Type	Description										
quantity	integer	A numerical quantity expressed as an integer.										
units	string	An enumerated value that expresses the unit of measurement used. Allowable values are byte, kibibyte, mebibyte, gibibyte, tebibyte, pebibyte, exbibyte, zebibyte, and yobibyte.										
disks	<p>The list of disks (local storages) that are part of the Machine. Adding an element to this list creates a disk.</p>		optional									

	<p>disk:</p> <table border="1"> <thead> <tr> <th>Attribute</th> <th>Type</th> <th>Description</th> </tr> </thead> <tbody> <tr> <td>capacity</td> <td></td> <td> <p>The capacity of the disk described by this attribute.</p> <p>Indicates the capacity of the disk described by this attribute. This attribute has the following, sub-attributes.</p> <table border="1"> <thead> <tr> <th>Attribute</th> <th>Type</th> <th>Description</th> </tr> </thead> <tbody> <tr> <td>quantity</td> <td>integer</td> <td>A numerical quantity expressed as an integer.</td> </tr> <tr> <td>units</td> <td>string</td> <td>An enumerated value that expresses the unit of measurement used. Allowable values are byte, kilobyte, megabyte, gigabyte, terabyte, petabyte, exabyte, zettabyte, and yottabyte.</td> </tr> </tbody> </table> </td> </tr> <tr> <td>format</td> <td>string</td> <td>The format/type of this disk (e.g. ext4, NTFS)</td> </tr> <tr> <td>attachmentPoint</td> <td>string</td> <td>File system path where this disk is attached.</td> </tr> <tr> <td>guestInterface</td> <td>string</td> <td>This property indicates the interface offered to a Machine instance to gain access to the storage contents.</td> </tr> </tbody> </table>	Attribute	Type	Description	capacity		<p>The capacity of the disk described by this attribute.</p> <p>Indicates the capacity of the disk described by this attribute. This attribute has the following, sub-attributes.</p> <table border="1"> <thead> <tr> <th>Attribute</th> <th>Type</th> <th>Description</th> </tr> </thead> <tbody> <tr> <td>quantity</td> <td>integer</td> <td>A numerical quantity expressed as an integer.</td> </tr> <tr> <td>units</td> <td>string</td> <td>An enumerated value that expresses the unit of measurement used. Allowable values are byte, kilobyte, megabyte, gigabyte, terabyte, petabyte, exabyte, zettabyte, and yottabyte.</td> </tr> </tbody> </table>	Attribute	Type	Description	quantity	integer	A numerical quantity expressed as an integer.	units	string	An enumerated value that expresses the unit of measurement used. Allowable values are byte , kilobyte , megabyte , gigabyte , terabyte , petabyte , exabyte , zettabyte , and yottabyte .	format	string	The format/type of this disk (e.g. ext4, NTFS)	attachmentPoint	string	File system path where this disk is attached.	guestInterface	string	This property indicates the interface offered to a Machine instance to gain access to the storage contents.	
Attribute	Type	Description																								
capacity		<p>The capacity of the disk described by this attribute.</p> <p>Indicates the capacity of the disk described by this attribute. This attribute has the following, sub-attributes.</p> <table border="1"> <thead> <tr> <th>Attribute</th> <th>Type</th> <th>Description</th> </tr> </thead> <tbody> <tr> <td>quantity</td> <td>integer</td> <td>A numerical quantity expressed as an integer.</td> </tr> <tr> <td>units</td> <td>string</td> <td>An enumerated value that expresses the unit of measurement used. Allowable values are byte, kilobyte, megabyte, gigabyte, terabyte, petabyte, exabyte, zettabyte, and yottabyte.</td> </tr> </tbody> </table>	Attribute	Type	Description	quantity	integer	A numerical quantity expressed as an integer.	units	string	An enumerated value that expresses the unit of measurement used. Allowable values are byte , kilobyte , megabyte , gigabyte , terabyte , petabyte , exabyte , zettabyte , and yottabyte .															
Attribute	Type	Description																								
quantity	integer	A numerical quantity expressed as an integer.																								
units	string	An enumerated value that expresses the unit of measurement used. Allowable values are byte , kilobyte , megabyte , gigabyte , terabyte , petabyte , exabyte , zettabyte , and yottabyte .																								
format	string	The format/type of this disk (e.g. ext4, NTFS)																								
attachmentPoint	string	File system path where this disk is attached.																								
guestInterface	string	This property indicates the interface offered to a Machine instance to gain access to the storage contents.																								
volumes	<p>The list of networked volumes that are attached to this Machine.</p> <p>Adding a Volume to this list means that the Machine has some access to the data on the Volume. Removing a Volume from this list means that the Machine no longer has access to the data on the Volume.</p> <p>Each volume attribute has the following sub-attributes which describe aspects of the way in which the Machine is attached to the Volume:</p> <table border="1"> <thead> <tr> <th>Attribute</th> <th>Type</th> <th>Description</th> </tr> </thead> <tbody> <tr> <td>attachmentPoint</td> <td>string</td> <td>File system path where this volume is attached</td> </tr> <tr> <td>protocol</td> <td>string</td> <td>Protocol used to access this volume (e.g. NFS, iSCSI)</td> </tr> <tr> <td>volume</td> <td>URI</td> <td>Reference to the attached Volume.</td> </tr> </tbody> </table>	Attribute	Type	Description	attachmentPoint	string	File system path where this volume is attached	protocol	string	Protocol used to access this volume (e.g. NFS, iSCSI)	volume	URI	Reference to the attached Volume.	optional												
Attribute	Type	Description																								
attachmentPoint	string	File system path where this volume is attached																								
protocol	string	Protocol used to access this volume (e.g. NFS, iSCSI)																								
volume	URI	Reference to the attached Volume.																								
networkInterfaces	<p>A list of sub-entities that define the network interfaces on this Machine.</p> <table border="1"> <thead> <tr> <th>Attribute</th> <th>Type</th> <th>Description</th> </tr> </thead> <tbody> <tr> <td>vsp</td> <td>URI</td> <td>A reference to the VSP (Virtual Switch Port) for this network interface.</td> </tr> <tr> <td>hostname</td> <td>string</td> <td>DNS resolvable name associated with this network interface.</td> </tr> <tr> <td>macAddress</td> <td>string</td> <td>Address assigned by the hypervisor when a machine is created or a unique address can be manually assigned.</td> </tr> </tbody> </table>	Attribute	Type	Description	vsp	URI	A reference to the VSP (Virtual Switch Port) for this network interface.	hostname	string	DNS resolvable name associated with this network interface.	macAddress	string	Address assigned by the hypervisor when a machine is created or a unique address can be manually assigned.	mandatory												
Attribute	Type	Description																								
vsp	URI	A reference to the VSP (Virtual Switch Port) for this network interface.																								
hostname	string	DNS resolvable name associated with this network interface.																								
macAddress	string	Address assigned by the hypervisor when a machine is created or a unique address can be manually assigned.																								

	state	string	The state of an interface configurable to be "Active" or "Standby".	
	protocol	string	Selected network protocol such as - IPv4 or IPv6.	
	allocation	string	The option for "Dynamic Host Allocation Protocol" or static.	
	address	string	The IP address assigned to a virtual interface.	
	defaultGateway	string	An IP address to a firewall or router that serves other networks.	
	dns	string	The IP address of the Domain Name Service from host name to IP resolution.	
	maxTransmissionUnit	integer	To set the largest supported packet size.	
meters	URI[]	A list of references to Meters monitored for this Machine.		optional
eventLog	URI	A reference to the EventLog of this Machine.		optional

1381 The following describes the serialization of the entity in both JSON and XML:

1382 **JSON media type:** application/CIMI-Machine+json

1383 **JSON serialization:**

```

1384 { "uri": string,
1385   "name": string,
1386   "description": string, ?
1387   "created": string, ?
1388   "properties": [ "name": string, + ], ?
1389   "status": string,
1390   "networkInterfaces": [
1391     { "network": { "href": string }, "address": string, "hostname", string }, +
1392   ], ?
1393   "cpu": string,
1394   "memory": { "quantity": integer, "units": string },
1395   "disks": [
1396     { "capacity": { "quantity": integer, "units": string },
1397       "format": string, "attachmentPoint": string, "guestInterface": string } +
1398   ], ?
1399   "volumes" : [
1400     { "volume": { "href": string },
1401       "attachmentPoint": string,
1402       "protocol": string } +
1403   ], ?
1404   "networkInterfaces": [
1405     { "vsp": { "href": string }, "hostname": string, "macAddress": string,
1406       "state": string, "protocol": string, "allocation": string,
1407       "address": string, "defaultGateway": string, "dns": string,
1408       "maxTransmissionUnit": integer }, +
1409   ], ?
1410   "meters": [
1411     { "href": string }, +
1412   ], ?
1413   "eventLog": { "href": string }, ?

```

```

1414     "operations": [
1415         { "rel": "edit", "href": string }, ?
1416         { "rel": "delete", "href": string }, ?
1417         { "rel": "http://www.dmtf.org/cimi/stop", "href": string } ?
1418     ]
1419     ...
1420 }

```

1421 **XML media type:** application/CIMI-Machine+xml

1422 **XML serialization:**

```

1423 <Machine xmlns="http://www.dmtf.org/cimi">
1424   <uri> xs:anyURI </uri>
1425   <name> xs:string </name>
1426   <description> xs:string </description> ?
1427   <created> xs:string </created>
1428   <property name="xs:string"> xs:string </property> *
1429   <status> xs:string </status>
1430   <networkInterface network="xs:anyURI" address="xs:string"
1431     hostname="xs:string"> *
1432   <cpu> xs:string </cpu>
1433   <memory quantity="xs:integer" units="xs:string"/>
1434   <disk>
1435     <capacity quantity="xs:integer" units="xs:string"/>
1436     <format> xs:string </format>
1437     <attachmentPoint> xs:string </attachmentPoint>
1438     <guestInterface> xs:string </guestInterface>
1439   </disk> *
1440   <volume href="xs:anyURI" attachmentPoint="xs:string" protocol="xs:string"/> *
1441   <networkInterface>
1442     <vsp href="xs:anyURI"/>
1443     <hostname> xs:string </hostname>
1444     <macAddress> xs:string </macAddress>
1445     <state> xs:string </state>
1446     <protocol> xs:string </protocol>
1447     <allocation> xs:string </allocation>
1448     <address> xs:string </address>
1449     <defaultGateway> xs:string </defaultGateway>
1450     <dns> xs:string </dns>
1451     <maxTransmissionUnit> xs:integer </maxTransmissionUnit>
1452   </networkInterface> *
1453   <meter href="xs:anyURI"/> *
1454   <eventLog href="xs:anyURI"/> ?
1455   <operation rel="edit" href="xs:anyURI"/> ?
1456   <operation rel="delete" href="xs:anyURI"/> ?
1457   <operation rel="http://www.dmtf.org/cimi/stop" href="xs:anyURI"/> ?
1458   <xs:any>*
1459 </Machine>

```

1460 5.6.7.1 Operations

1461 This entity supports the Read, Update and Delete operations. Create is supported via the Machine
1462 Collection entity.

1463 The following custom operations are also defined:

- 1464 • **Stopping a Machine**

1465 **/link@rel:** http://www.dmtf.org/cimi/stop

1466 This operation will stop a Machine.

1467 Input parameters: None.

1468 Output parameters: None.

1469 Upon successful completion of this operation the Machine will be in the "STOPPED" state.

1470 • **HTTP/REST Protocol**

1471 To stop a Machine a POST is sent to the "http://www.dmtf.org/cimi/stop" URI of the Machine where the
 1472 HTTP request body SHALL be as described below.

1473 **JSON media type:** application/CIMI-Action+json

1474 **JSON serialization:**

```
1475 { "action": "http://www.dmtf.org/cimi/action/stop" ,
1476   "properties": [ "name": string, + ] ?
1477   ...
1478 }
```

1479 **XML media type:** application/CIMI-Action+xml

1480 **XML serialization**

```
1481 <Action xmlns="http://www.dmtf.org/cimi">
1482   <action> http://www.dmtf.org/cimi/action/stop </action>
1483   <property name="xs:string"> xs:string </property> *
1484   <xs:any>*
1485 </Action>
```

1486 Upon successful processing of the request, the HTTP response body will be empty.

1487 **5.6.8 Machine Collection**

1488 A Machine Collection resource represents the collection of Machine entities within a Provider. This
 1489 resource can be used to locate and create Machines.

1490 **Type URI:** http://www.dmtf.org/cimi/MachineCollection

Attribute	Type	Description	Optionality
machines	URI[]	An array of URIs referencing the set of Machines in the Provider.	optional

1491 The following describes the serialization of the entity in both JSON and XML:

1492 **JSON media type:** application/CIMI-MachineCollection+json

1493 **JSON serialization:**

```
1494 { "uri": string,
1495   "name": string, ?
1496   "description": string, ?
1497   "created": string, ?
1498   "properties": [ "name": string, + ], ?
1499   "machines": [
1500     { "href": string }, +
1501   ], ?
1502   "operations": [
1503     { "rel": "add", "href": string }, ?
1504     { "rel": "edit", "href": string } ?
1505   ] ?
1506   ...
```


1507 }

1508 **XML media type:** application/CIMI-MachineCollection+xml

1509 **XML serialization:**

```

1510 <MachineCollection xmlns="http://www.dmtf.org/cimi">
1511   <uri> xs:anyURI </uri>
1512   <name> xs:string </name> ?
1513   <description> xs:string </description> ?
1514   <created> xs:string </created>
1515   <property name="xs:string"> xs:string </property> *
1516   <machine href="xs:anyURI"/> *
1517   <operation rel="add" href="xs:anyURI"/> ?
1518   <operation rel="edit" href="xs:anyURI"/> ?
1519   <xs:any>*
1520 </MachineCollection>

```

1521 5.6.8.1 Operations

1522 This entity supports the Read and Update operations.

1523 The following custom operations are also defined:

- 1524 • **Creating a New Machine**

1525 **/link@rel:** add

1526 This operation will create a new Machine.

1527 Input parameters: Either a reference to a Machine Template or a Machine Template itself.

1528 Output parameters: A reference to a new Machine and optionally the representation of the Machine.

- 1529 • **HTTP/REST Protocol**

1530 To create a new Machine a POST is sent to the "add" URI of the MachineCollection where the HTTP
 1531 request body SHALL be as described below. Note this structure allows for certain properties to be
 1532 passed in "by value" or by "reference". The definition of each property can be found in section 5.6.

1533 **JSON media type:** application/CIMI-MachineCreate+json

1534 **JSON serialization:**

```

1535 { "name": string,
1536   "description": string, ?
1537   "properties": [ "name": string, + ], ?
1538   "machineTemplate": { "href": string, ?
1539     "properties": [ "name": string, + ], ?
1540     "machineConfig": { "href": string, ?
1541       "cpu": string, ?
1542       "memory": { "quantity": integer, "units": string }, ?
1543       "disks" : [
1544         { "capacity": { "quantity": integer, "units": string },
1545         "guestInterface": string }, +
1546       ] ?
1547     },
1548     "machineImage": { "href": string,
1549       "imageLocation": { "href": string }, ?
1550       "imageData": string, ?
1551     }, ?
1552     "machineAdmin": { "href": string, ?
1553     <provider specific data> ?

```

```

1554 }, ?
1555 "volumes": [
1556   { "href": string, "attachmentPoint": string, "protocol": string}, +
1557 ], ?
1558 "volumeTemplates": [
1559   { "href": string, ?
1560     "attachmentPoint": string, "protocol": string,
1561     "volumeConfig": { "href": string, ?
1562       "properties": [ "name": string, + ], ?
1563       "format": string, ?
1564       "capacity": { "quantity": number, "units": string }, ?
1565       "supportsSnapshots": boolean, ?
1566       "guestInterface": string ?
1567     }, ?
1568     "volumeImage": { "href": string,
1569       "properties": [ "name": string, + ], ?
1570       "imageLocation": { "href": string }, ?
1571       "imageData": string, ?
1572       "bootable": boolean ?
1573     } ?
1574   }, +
1575 ]
1576 }
1577 ...
1578 }

```

1579 **XML media type:** application/CIMI-MachineCreate+xml

1580 **XML serialization**

```

1581 <MachineCreate>
1582   <name> xs:string </name>
1583   <description> xs:string </description> ?
1584   <property name="xs:string"> xs:string </property> *
1585
1586   <machineTemplate href="xs:anyURI"? >
1587     <property name="xs:string"> xs:string </property> *
1588     <machineConfig href="xs:anyURI"? >
1589       <property name="xs:string"> xs:string </property> *
1590       <cpu> xs:string </cpu> ?
1591       <memory quantity="xs:integer" units="xs:string"/>
1592       <disk>
1593         <capacity quantity="xs:integer" units="xs:string">
1594           <guestInterface> xs:string </guestInterface>
1595         </disk> *
1596     </machineConfig>
1597     <machineImage href="xs:anyURI">
1598       <property name="xs:string"> xs:string </property> *
1599       <imageLocation href="xs:anyURI"/> ?
1600       <imageData> xs:string </imageData> ?
1601     </machineImage>
1602     <machineAdmin href="xs:anyURI"? >
1603       xs:any* <!-- provider specific data -->
1604     </machineAdmin> ?
1605     <volume href="xs:anyURI">
1606       attachmentPoint="xs:string" protocol="xs:string" /> *
1607   </machineTemplate href="xs:anyURI"? >
1608     attachmentPoint="xs:string" protocol="xs:string" >
1609     <property name="xs:string"> xs:string </property> *
1610     <volumeConfig href="xs:anyURI">
1611       <property name="xs:string"> xs:string </property> *
1612       <format> xs:string </format> ?
1613       <capacity quantity="xs:integer" units="xs:string"/> ?
1614       <supportsSnapshots> xs:boolean </supportsSnapshots> ?

```

```

1615     <guestInterface> xs:string </guestInterface> ?
1616     </volumeConfig>
1617     <volumeImage href="xs:anyURI">
1618       <property name="xs:string"> xs:string </property> *
1619       <imageLocation href="xs:anyURI"/> ?
1620       <imageData> xs:any* </imageData> ?
1621       <bootable> xs:boolean </bootable> ?
1622     </volumeImage> ?
1623   </volumeTemplate> *
1624 </machineTemplate>
1625
1626   <xs:any>*
1627
1628 </MachineCreate>

```

1629 The serialization of some reference properties are specified such that a request MAY either include a
 1630 reference ("href") to an existing entity or to include the entity "inline" as a set of additional properties.
 1631 Requests SHALL NOT include both a reference and the inlined set of properties.

1632 Upon successful processing of the request, the HTTP response body MAY either be empty or contain a
 1633 serialization of the Machine entity.

1634 5.6.9 Machine Admin

1635 A Machine Admin entity contains the information required to create the initial administrative super- user of
 1636 a newly created Machine. Due to the variation between operating systems and Providers, this
 1637 specification does not mandate one particular set of attributes that all implementations need to support.
 1638 However, Providers are expected to extend this entity with additional attributes to meet their
 1639 requirements.

1640 For example, a Provider might extend this entity with username and password attributes, which would
 1641 then be the login information for new Machines. These extension attributes would appear as siblings to
 1642 the common attributes like 'name' and 'description'.

1643 **Type URI:** <http://www.dmtf.org/cimi/MachineAdmin>

1644 Some common extensions that Providers might use include:

1645 **UserName/Password:**

Attribute	Type	Description	Optionality
userName	string	The initial superuser's user name.	mandatory
password	string	Initial superuser's password.	mandatory

1646 **Public Key:**

Attribute	Type	Description	Optionality
key	byte[]	The digit of the public key for the initial superuser.	mandatory

1647 **JSON media type:** application/CIMI-MachineAdmin+json

1648 **JSON serialization:**

```

1649 { "uri": string,
1650   "name": string, ?
1651   "description": string, ?

```

```

1652     "created": string, ?
1653     "properties": [ "name": string, + ], ?
1654     "operations": [
1655         { "rel": "edit", "href": string } ?
1656         { "rel": "delete", "href": string } ?
1657     ] ?
1658     ...
1659 }
    
```

1660 **XML media type:** application/CIMI-MachineAdmin+xml

1661 **XML serialization:**

```

1662 <MachineAdmin xmlns="http://www.dmtf.org/cimi">
1663   <uri> xs:anyURI </uri>
1664   <name> xs:string </name> ?
1665   <description> xs:string </description> ?
1666   <created> xs:string </created>
1667   <property name="xs:string"> xs:string </property> *
1668   <operation rel="edit" href="xs:anyURI"/> ?
1669   <operation rel="delete" href="xs:anyURI"/> ?
1670   <xs:any>*
1671 </MachineAdmin>
    
```

1672 **5.6.9.1 Operations**

1673 This entity supports the Read, Update and Delete operations. Create is supported via the Machine Admin
 1674 Collection entity.

1675 **5.6.10 Machine Admin Collection**

1676 A Machine Admin Collection entity represents the collection of Machine Admin entities within a Provider.
 1677 This entity can be used to locate and create MachineAdmins.

1678 **Type URI:** http://www.dmtf.org/cimi/MachineAdminCollection

Attribute	Type	Description	Optionality
machineAdmins	URI[]	An array of URIs referencing the set of Machine Admins in the provider.	optional

1679 The following describes the serialization of the entity in both JSON and XML:

1680 **JSON media type:** application/CIMI-MachineAdminCollection+json

1681 **JSON serialization:**

```

1682 {
1683   "uri": string,
1684   "name": string, ?
1685   "description": string, ?
1686   "created": string, ?
1687   "properties": [ "name": string, + ], ?
1688   "machineAdmins": [
1689     { "href": string }, +
1690   ], ?
1691   "operations": [
1692     { "rel": "add", "href": string }, ?
1693     { "rel": "edit", "href": string } ?
1694   ] ?
1695   ...
1696 }
    
```

1696 **XML media type:** application/CIMI-MachineAdminCollection+xml

1697 **XML serialization:**

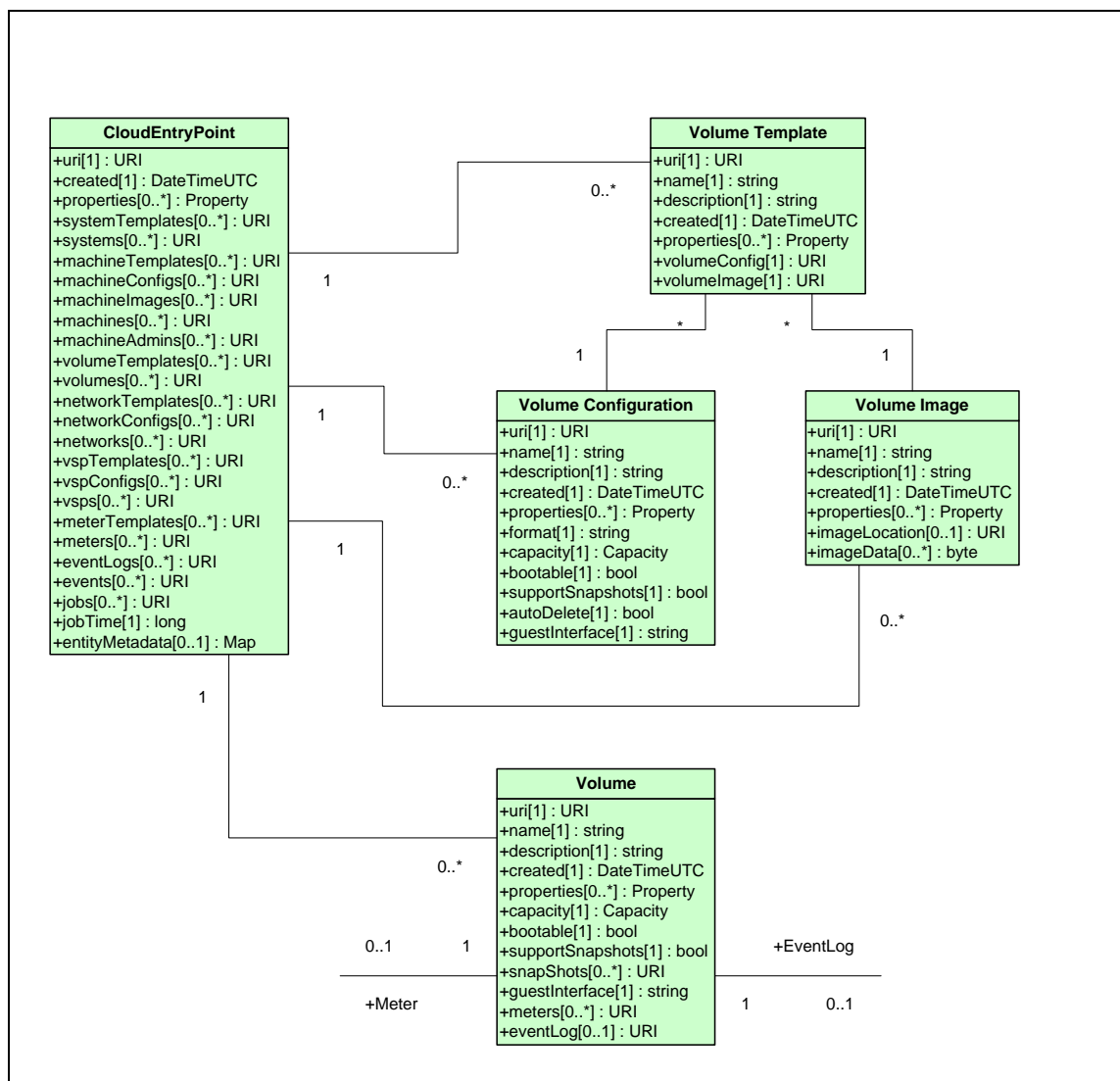
```
1698 <MachineAdminCollection xmlns="http://www.dmtf.org/cimi">
1699   <uri> xs:anyURI </uri>
1700   <name> xs:string </name> ?
1701   <description> xs:string </description> ?
1702   <created> xs:string </created>
1703   <property name="xs:string"> xs:string </property> *
1704   <machineAdmin href="xs:anyURI"/> *
1705   <operation rel="add" href="xs:anyURI"/> ?
1706   <operation rel="edit" href="xs:anyURI"/> ?
1707   <xs:any>*
1708 </MachineAdminCollection>
```

1709 **5.6.10.1 Operations**

1710 This entity supports the Read and Update operations. Creation of new Machine Admin entities is
1711 supported via a POST to the "addLink" URI as described in section 4.2.1.1.

1712 **5.7 Volume Entities and Relationships**

1713 The following diagram illustrates the entities involved in constructing a Volume and their relationships.
1714 Although this drawing is in the style of an Entity Relationship diagram, the use of UML is neither rigorous
1715 nor normative.



1716
1717 **Figure 3 - Volume Entities**

1718 **5.7.1 Volume Template**

1719 This entity captures the configuration values for realizing a Volume. A Volume Template may be used to
1720 create multiple Volumes.

1721 **Type URI:** <http://www.dmtf.org/cimi/VolumeTemplate>

Attribute	Type	Description	Optionality
volumeConfig	URI	A reference to the Volume Configuration that will be used to create a Volume from this Volume Template.	mandatory
volumeImage	URI	A reference to the Volume Image that will be used to create a Volume from this Volume Template.	mandatory

1722 The following describes the serialization of the entity in both JSON and XML:

1723 **JSON media type:** application/CIMI-VolumeTemplate+json

1724 **JSON serialization:**

```
1725 { "uri": string,
1726   "name": string, ?
1727   "description": string, ?
1728   "created": string, ?
1729   "properties": [ "name": string, + ], ?
1730   "volumeConfig": { "href": string },
1731   "volumeImage": { "href": string },
1732   "operations": [
1733     { "rel": "edit", "href": string }, ?
1734     { "rel": "delete", "href": string } ?
1735   ] ?
1736   ...
1737 }
```

1738 **XML media type:** application/CIMI-VolumeTemplate+xml

1739 **XML serialization:**

```
1740 <VolumeTemplate xmlns="http://www.dmtf.org/cimi">
1741   <uri> xs:anyURI </uri>
1742   <name> xs:string </name> ?
1743   <description> xs:string </description> ?
1744   <created> xs:string </created>
1745   <property name="xs:string"> xs:string </property> *
1746   <volumeConfig href="xs:anyURI"/>
1747   <volumeImage href="xs:anyURI"/>
1748   <operation rel="edit" href="xs:anyURI"/> ?
1749   <operation rel="delete" href="xs:anyURI"/> ?
1750   <xs:any>*
1751 </VolumeTemplate>
```

1752 5.7.1.1 Operations

1753 This entity supports the Read, Update and Delete operations. Create is supported via the Volume
1754 Template Collection entity.

1755 5.7.2 Volume Template Collection

1756 A Volume Template Collection entity represents the collection of VolumeTemplate entities within a
1757 Provider. This entity can be used to locate and create Volume Templates.

1758 **Type URI:** <http://www.dmtf.org/cimi/VolumeTemplateCollection>

Attribute	Type	Description	Optionality
volumeTemplates	URI[]	An array of URIs referencing the set of Volume Templates in the Provider.	optional

1759 The following describes the serialization of the entity in both JSON and XML:

1760 **JSON media type:** application/CIMI-VolumeTemplateCollection+json

1761 **JSON serialization:**

```
1762 { "uri": string,
1763   "name": string, ?
1764   "description": string, ?
1765   "created": string, ?
```

```

1766 "properties": [ "name": string, + ], ?
1767 "volumeTemplates": [
1768   { "href": string }, +
1769 ], ?
1770 "operations": [
1771   { "rel": "add", "href": string }, ?
1772   { "rel": "edit", "href": string } ?
1773 ] ?
1774 ...
1775 }
    
```

1776 **XML media type:** application/CIMI-VolumeTemplateCollection+xml

1777 **XML serialization:**

```

1778 <VolumeTemplateCollection xmlns="http://www.dmtf.org/cimi">
1779   <uri> xs:anyURI </uri>
1780   <name> xs:string </name> ?
1781   <description> xs:string </description> ?
1782   <created> xs:string </created>
1783   <property name="xs:string"> xs:string </property> *
1784   <volumeTemplate href="xs:anyURI"/> *
1785   <operation rel="add" href="xs:anyURI"/> ?
1786   <operation rel="edit" href="xs:anyURI"/> ?
1787   <xs:any>*
1788 </VolumeTemplateCollection>
    
```

1789 **5.7.2.1 Operations**

1790 This entity supports the Read and Update operations. Creation of new Volume Template entities is
 1791 supported via a POST to the "addLink" URI as described in section 4.2.1.1.

1792 **5.7.3 Volume Configuration**

1793 The Volume Configuration entity represents the set of configuration values needed to create a Volume
 1794 with certain characteristics. Volume Configurations are created by Providers and MAY, at the Providers
 1795 discretion, be created by Consumers.

1796 **Type URI:** http://www.dmtf.org/cimi/VolumeConfiguration

Attribute	Type	Description	Optionality	
format	String	The format of the file system that will be placed on Volumes created from this configuration. This attribute is only meaningful for Volume Configurations that describe block devices. This attribute is optional; the absence of this attribute indicates that Volumes created from this configuration will not be formatted with a file system. Example values: "ext4", "ntfs".	mandatory	
capacity	The default size, when limited, of the Volume created from this Volume Configuration.		mandatory	
	This attribute has the following, sub-attributes.			
	Attribute	Type		Description
	quantity	integer	A numerical quantity expressed as an integer.	

	units	String	An enumerated value that expresses the unit of measurement used. Allowable values are byte, kilobyte, megabyte, gigabyte, terabyte, petabyte, exabyte, zettabyte, and yottabyte.	
supportsSnapshots	boolean		This property indicates whether Volumes created from this Volume Configuration will support the ability to take snapshots.	mandatory
guestInterface	String		This property indicates the interface that will be offered to a Machine instances by Volumes created from this Volume Configuration.	mandatory

1797 The following describes the serialization of the entity in both JSON and XML:

1798 **JSON media type:** application/CIMI-VolumeConfiguration+json

1799 **JSON serialization:**

```

1800 { "uri": string,
1801   "name": string, ?
1802   "description": string, ?
1803   "created": string, ?
1804   "properties": [ "name": string, + ], ?
1805   "format": string,
1806   "capacity": { "quantity": number, "units": string },
1807   "supportsSnapshots": boolean,
1808   "guestInterface": string,
1809   "operations": [
1810     { "rel": "edit", "href": string }, ?
1811     { "rel": "delete", "href": string } ?
1812   ] ?
1813   ...
1814 }
```

1815 **XML media type:** application/CIMI-VolumeConfiguration+xml

1816 **XML serialization:**

```

1817 <VolumeConfiguration xmlns="http://www.dmtf.org/cimi">
1818   <uri> xs:anyURI </uri>
1819   <name> xs:string </name> ?
1820   <description> xs:string </description> ?
1821   <created> xs:string </created>
1822   <property name="xs:string"> xs:string </property> *
1823   <format> xs:string </format>
1824   <capacity quantity="xs:integer" units="xs:string"/>
1825   <supportsSnapshots> xs:boolean </supportsSnapshots>
1826   <guestInterface> xs:string </guestInterface>
1827   <operation rel="edit" href="xs:anyURI"/> ?
1828   <operation rel="delete" href="xs:anyURI"/> ?
1829   <xs:any*>
1830 </VolumeConfiguration>
```

1831 5.7.3.1 Operations

1832 This entity supports the Read, Update and Delete operations. Create is supported via the Volume
1833 Configuration Collection entity.

1834 5.7.4 Volume Configuration Collection

1835 A Volume Configuration Collection entity represents the collection of Volume Configuration entities within
1836 a Provider. This entity can be used to locate and create Volume Configurations.

1837 **Type URI:** <http://www.dmtf.org/cimi/VolumeConfigurationCollection>

Attribute	Type	Description	Optionality
volumeConfigurations	URI[]	An array of URIs referencing the set of Volume Configurations in the Provider.	optional

1838 The following describes the serialization of the entity in both JSON and XML:

1839 **JSON media type:** `application/CIMI-VolumeConfigurationCollection+json`

1840 **JSON serialization:**

```
1841 { "uri": string,
1842   "name": string, ?
1843   "description": string, ?
1844   "created": string, ?
1845   "properties": [ "name": string, + ], ?
1846   "volumeConfigurations": [
1847     { "href": string }, +
1848   ], ?
1849   "operations": [
1850     { "rel": "add", "href": string }, ?
1851     { "rel": "edit", "href": string } ?
1852   ] ?
1853   ...
1854 }
```

1855 **XML media type:** `application/CIMI-VolumeConfigurationCollection+xml`

1856 **XML serialization:**

```
1857 <VolumeConfigurationCollection xmlns="http://www.dmtf.org/cimi">
1858   <uri> xs:anyURI </uri>
1859   <name> xs:string </name> ?
1860   <description> xs:string </description> ?
1861   <created> xs:string </created>
1862   <property name="xs:string"> xs:string </property> *
1863   <volumeConfiguration href="xs:anyURI"/> *
1864   <operation rel="add" href="xs:anyURI"/> ?
1865   <operation rel="edit" href="xs:anyURI"/> ?
1866   <xs:any>*
1867 </VolumeConfigurationCollection>
```

1868 5.7.4.1 Operations

1869 This entity supports the Read and Update operations. Creation of new Volume Image entities is
1870 supported via a POST to the "addLink" URI as described in section 4.2.1.1.

1871 5.7.5 Volume Image

1872 This entity represents an image that could be place on a pre-loaded volume.

1873 **Type URI:** <http://www.dmtf.org/cimi/VolumeImage>

Attribute	Type	Description	Optionality
imageLocation	URI	A URI that references the location of the binary data that makes up this image. Either this attribute must be present or the imageData attribute must be present.* This value is immutable .	optional
imageData	byte[]	The binary data that makes up this image. Either this attribute must be present or the imageLocation attribute must be present.* This value is immutable .	optional
bootable	boolean	This property indicates whether Volumes created from this Volume Configuration will be bootable.	mandatory

1874 * Either imageLocation or imageData SHALL be present, however both values shall not be present
1875 simultaneously.

1876 The following describes the serialization of the entity in both JSON and XML:

1877 **JSON media type:** application/CIMI-VolumeImage+json

1878 **JSON serialization:**

```
1879 { "uri": string,
1880   "name": string, ?
1881   "description": string, ?
1882   "created": string, ?
1883   "properties": [ "name": string, + ], ?
1884   "imageLocation": { "href": string }, ?
1885   "imageData": string, ?
1886   "bootable": boolean,
1887   "operations": [
1888     { "rel": "edit", "href": string }, ?
1889     { "rel": "delete", "href": string } ?
1890   ] ?
1891   ...
1892 }
```

1893 **XML media type:** application/CIMI-VolumeImage+xml

1894 **XML serialization:**

```
1895 <VolumeImage xmlns="http://www.dmtf.org/cimi">
1896   <uri> xs:anyURI </uri>
1897   <name> xs:string </name> ?
1898   <description> xs:string </description> ?
1899   <created> xs:string </created>
1900   <property name="xs:string"> xs:string </property> *
1901   <imageLocation href="xs:anyURI"/> ?
1902   <imageData> xs:any* </imageData> ?
1903   <bootable> xs:boolean </bootable>
1904   <operation rel="edit" href="xs:anyURI"/> ?
1905   <operation rel="delete" href="xs:anyURI"/> ?
1906   <xs:any*>
1907 </VolumeImage>
```

1908 **5.7.5.1 Operations**

1909 This entity supports the Read, Update and Delete operations. Create is supported via the Volume Image
 1910 Collection entity.

1911 **5.7.6 Volume Image Collection**

1912 A Volume Image Collection entity represents the collection of VolumeImage entities within a Provider.
 1913 This entity can be used to locate and create Volume Images.

1914 **Type URI:** http://www.dmtf.org/cimi/VolumeImageCollection

Attribute	Type	Description	Optionality
volumeImages	URI[]	An array of URIs referencing the set of Volume Images in the Provider.	optional

1915 The following describes the serialization of the entity in both JSON and XML:

1916 **JSON media type:** application/CIMI-VolumeImageCollection+json

1917 **JSON serialization:**

```

1918 { "uri": string,
1919   "name": string, ?
1920   "description": string, ?
1921   "created": string, ?
1922   "properties": [ "name": string, + ], ?
1923   "volumeImages": [
1924     { "href": string }, +
1925   ], ?
1926   "operations": [
1927     { "rel": "add", "href": string }, ?
1928     { "rel": "edit", "href": string } ?
1929   ] ?
1930   ...
1931 }
```

1932 **XML media type:** application/CIMI-VolumeImageCollection+xml

1933 **XML serialization:**

```

1934 <VolumeImageCollection xmlns="http://www.dmtf.org/cimi">
1935   <uri> xs:anyURI </uri>
1936   <name> xs:string </name> ?
1937   <description> xs:string </description> ?
1938   <created> xs:string </created>
1939   <property name="xs:string"> xs:string </property> *
1940   <volumeImage href="xs:anyURI"/> *
1941   <operation rel="add" href="xs:anyURI"/> ?
1942   <operation rel="edit" href="xs:anyURI"/> ?
1943   <xs:any>*
1944 </VolumeImageCollection>
```

1945 **5.7.6.1 Operations**

1946 This entity supports the Read and Update operations. Creation of new Volume Image entities is
 1947 supported via a POST to the "addLink" URI as described in section 4.2.1.1.

1948 **5.7.7 Volume**

1949 A Volume represents storage at either the block or file-system level. Volumes can be attached to
 1950 Machines. Once attached, Volumes can be accessed by processes on that Machine.

1951 **Type URI:** <http://www.dmtf.org/cimi/Volume>

Attribute	Type	Description	Optionality									
capacity		<p>The maximum size, when limited, of the Volume.</p> <p>When this value is increased, the Volume can contain more data. Decreasing this value may require evaluations.</p> <p>This attribute has the following, sub-attributes.</p> <table border="1"> <thead> <tr> <th>Attribute</th> <th>Type</th> <th>Description</th> </tr> </thead> <tbody> <tr> <td>quantity</td> <td>integer</td> <td>A numerical quantity expressed as an integer.</td> </tr> <tr> <td>units</td> <td>string</td> <td>An enumerated value that expresses the unit of measurement used. Allowable values are byte, kilobyte, megabyte, gigabyte, terabyte, petabyte, exabyte, zettabyte, and yottabyte.</td> </tr> </tbody> </table>	Attribute	Type	Description	quantity	integer	A numerical quantity expressed as an integer.	units	string	An enumerated value that expresses the unit of measurement used. Allowable values are byte, kilobyte, megabyte, gigabyte, terabyte, petabyte, exabyte, zettabyte, and yottabyte.	mandatory
Attribute	Type	Description										
quantity	integer	A numerical quantity expressed as an integer.										
units	string	An enumerated value that expresses the unit of measurement used. Allowable values are byte, kilobyte, megabyte, gigabyte, terabyte, petabyte, exabyte, zettabyte, and yottabyte.										
bootable	boolean	This property indicates whether this Volume is bootable.	mandatory									
supportsSnapshots	boolean	This property indicates whether the Volume supports the ability to take snapshots.	mandatory									
snapShots	URI[]	A list of references to Volume Images that represent snapshots taken from the Volume.	optional									
guestInterface	String	This property indicates the interface offered to a Machine instance to gain access to the storage contents.	mandatory									
meters	URI[]	A list of references to Meters monitored for this Volume.	optional									
eventLog	URI	A reference to the EventLog of this Volume.	optional									

1952 The following describes the serialization of the entity in both JSON and XML:

1953 **JSON media type:** application/CIMI-Volume+json

1954 **JSON serialization:**

```

1955 { "uri": string,
1956   "name": string, ?
1957   "description": string, ?
1958   "created": string, ?
1959   "properties": [ "name": string, + ], ?
1960   "capacity": { "quantity": number, "units": string },
1961   "bootable": boolean,
1962   "supportsSnapshots": boolean,
1963   "snapshots": [
1964     { "href": string }, +
1965   ], ?
1966   "guestInterface": string,
```

```

1967 "meters": [
1968   { "href": string }, +
1969 ], ?
1970 "eventLog": { "href": string }, ?
1971 "operations": [
1972   { "rel": "edit", "href": string }, ?
1973   { "rel": "delete", "href": string } ?
1974 ] ?
1975 ...
1976 }
    
```

1977 **XML media type:** application/CIMI-Volume+xml

1978 **XML serialization:**

```

1979 <Volume xmlns="http://www.dmtf.org/cimi">
1980   <uri> xs:anyURI </uri>
1981   <name> xs:string </name> ?
1982   <description> xs:string </description> ?
1983   <created> xs:string </created>
1984   <property name="xs:string"> xs:string </property> *
1985   <capacity quantity="xs:integer" units="xs:string"/>
1986   <bootable> xs:boolean </bootable>
1987   <supportsSnapshots> xs:boolean </supportsSnapshots>
1988   <shapshot href="xs:anyURI"/> *
1989   <guestInterface> xs:string </guestInterface>
1990   <meter href="xs:anyURI"/> *
1991   <eventLog href="xs:anyURI"/> ?
1992   <operation rel="edit" href="xs:anyURI"/> ?
1993   <operation rel="delete" href="xs:anyURI"/> ?
1994   <xs:any>*
1995 </Volume>
    
```

1996 **5.7.7.1 Operations**

1997 This entity supports the Read, Update and Delete operations. Create is supported via the Volume
 1998 Collection entity.

1999 **5.7.8 Volume Collection**

2000 A Volume Collection entity represents the collection of Volumes within a Provider. This entity can be used
 2001 to locate and create Volumes.

2002 **Type URI:** <http://www.dmtf.org/cimi/VolumeCollection>

Attribute	Type	Description	Optionality
volumes	URI[]	An array of URIs referencing the set of Volumes in the provider.	optional

2003 The following describes the serialization of the entity in both JSON and XML:

2004 **JSON media type:** application/CIMI-VolumeCollection+json

2005 **JSON serialization:**

```

2006 { "uri": string,
2007   "name": string, ?
2008   "description": string, ?
2009   "created": string, ?
2010   "properties": [ "name": string, + ], ?
2011   "volumes": [
2012     { "href": string }, +
    
```

```

2013     ], ?
2014     "operations": [
2015         { "rel": "add", "href": string }, ?
2016         { "rel": "edit", "href": string } ?
2017     ] ?
2018     ...
2019 }

```

2020 **XML media type:** application/CIMI-VolumeCollection+xml

2021 **XML serialization:**

```

2022 <VolumeCollection xmlns="http://www.dmtf.org/cimi">
2023   <uri> xs:anyURI </uri>
2024   <name> xs:string </name> ?
2025   <description> xs:string </description> ?
2026   <created> xs:string </created>
2027   <property name="xs:string"> xs:string </property> *
2028   <volume href="xs:anyURI"/> *
2029   <operation rel="add" href="xs:anyURI"/> ?
2030   <operation rel="edit" href="xs:anyURI"/> ?
2031   <xs:any>*
2032 </VolumeCollection>

```

2033 5.7.8.1 Operations

2034 This entity supports the Read and Update operations.

2035 The following custom operations are also defined:

- 2036 • **Creating a New Volume**

2037 **/link@rel:** add

2038 This operation will create a new Volume.

2039 Input parameters: Either a reference to a Volume Template or a Volume Template itself.

2040 Output parameters: A reference to a new Volume and optionally the representation of the Volume.

- 2041 • **HTTP/REST Protocol**

2042 To create a new Volume a POST is sent to the "add" URI of the VolumeCollection where the HTTP
 2043 request body SHALL be as described below. Note this structure allows for certain properties to be
 2044 passed in "by value" or by "reference". The definition of each property can be found in section 5.6.9.

2045 **JSON media type:** application/CIMI-VolumeCreate+json

2046 **JSON serialization:**

```

2047 { "name": string,
2048   "description": string, ?
2049   "properties": [ "name": string, + ], ?
2050   "volumeTemplate": { "href": string, ?
2051     "properties": [ "name": string, + ], ?
2052     "volumeConfig": { "href": string, ?
2053       "properties": [ "name": string, + ], ?
2054       "format": string, ?
2055       "capacity": { "quantity": number, "units": string }, ?
2056       "supportsSnapshots": boolean, ?
2057       "guestInterface": string, ?
2058     },
2059   "volumeImage": { "href": string,

```

```

2060     "imageLocation": { "href": string }, ?
2061     "imageData": string, ?
2062     "bootable": boolean ?
2063   } ?
2064 }
2065 ...
2066 }

```

2067 **XML media type:** application/CIMI-VolumeCreate+xml

2068 **XML serialization**

```

2069 <VolumeCreate>
2070   <name> xs:string </name>
2071   <description> xs:string </description> ?
2072   <property name="xs:string"> xs:string </property> *
2073   <volumeTemplate href="xs:anyURI"? >
2074     <property name="xs:string"> xs:string </property> *
2075     <volumeConfig href="xs:anyURI"? >
2076       <property name="xs:string"> xs:string </property> *
2077       <format> xs:string </format> ?
2078       <capacity quantity="xs:integer" units="xs:string"/> ?
2079       <supportsSnapshots> xs:boolean </supportsSnapshots> ?
2080       <guestInterface> xs:string </guestInterface> ?
2081     </volumeConfig>
2082     <volumeImage href="xs:anyURI">
2083       <property name="xs:string"> xs:string </property> *
2084       <imageLocation href="xs:anyURI"/> ?
2085       <imageData> xs:any* </imageData> ?
2086       <bootable> xs:boolean </bootable> ?
2087     </volumeImage> ?
2088   </volumeTemplate>
2089   <xs:any>*
2090 </VolumeCreate>

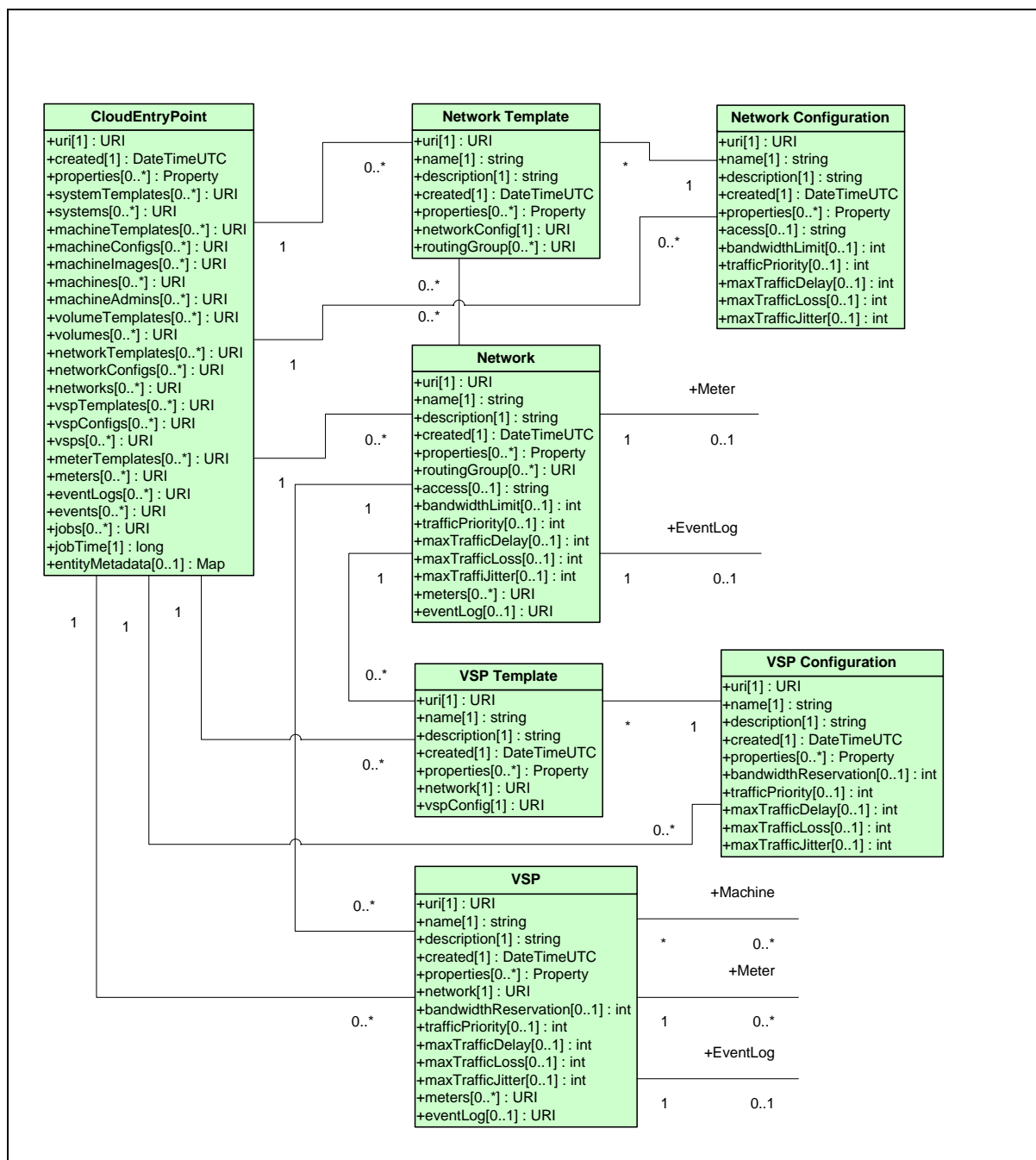
```

2091 The serialization of some reference properties are specified such that a request MAY either include a
 2092 reference ("href") to an existing entity or to include the entity "inline" as a set of additional properties.
 2093 Requests SHALL NOT include both a reference and the inlined set of properties.

2094 Upon successful processing of the request, the HTTP response body MAY either be empty or contain a
 2095 serialization of the Volume entity.

2096 **5.8 Network Entities and Relationships**

2097 The following diagram illustrates the entities involved in constructing Networks and their Virtual Switch
 2098 Ports (VSPs) and their relationships. Although this drawing is in the style of an Entity Relationship
 2099 diagram, the use of UML is neither rigorous nor normative.



2100

2101 **Figure 4 - Network Entities**

2102 **5.8.1 Network Template**

2103 The Network Template is a set of configuration values for realizing a Network. An instance of Network
 2104 Template may be used to create multiple Networks.

2105 **Type URI:** <http://www.dmtf.org/cimi/NetworkTemplate>

Attribute	Type	Description	Optionality
-----------	------	-------------	-------------

networkConfig	URI	A reference to the Network Configuration that will be used to create a Network from this Network Template.	mandatory
routingGroup	URI[]	Array of references to Networks that will route to each other.	mandatory

2106 The following describes the serialization of the entity in both JSON and XML:

2107 **JSON media type:** application/CIMI-NetworkTemplate+json

2108 **JSON serialization:**

```

2109 { "uri": string,
2110   "name": string, ?
2111   "description": string, ?
2112   "created": string, ?
2113   "properties": [ "name": string, + ], ?
2114   "networkConfig": { "href": string },
2115   "routingGroup": [
2116     { "href": string }, +
2117   ], ?
2118   "operations": [
2119     { "rel": "edit", "href": string }, ?
2120     { "rel": "delete", "href": string } ?
2121   ] ?
2122   ...
2123 }
```

2124 **XML media type:** application/CIMI-NetworkTemplate+xml

2125 **XML serialization:**

```

2126 <NetworkTemplate xmlns="http://www.dmtf.org/cimi">
2127   <uri> xs:anyURI </uri>
2128   <name> xs:string </name> ?
2129   <description> xs:string </description> ?
2130   <created> xs:string </created>
2131   <property name="xs:string"> xs:string </property> *
2132   <networkConfig href="xs:anyURI"/>
2133   <routingGroup href="xs:anyURI"/> *
2134   <operation rel="edit" href="xs:anyURI"/> ?
2135   <operation rel="delete" href="xs:anyURI"/> ?
2136   <xs:any>*
2137 </NetworkTemplate>
```

2138 **5.8.1.1 Operations**

2139 This entity supports the Read, Update and Delete operations. Create is supported via the Network
 2140 Template Collection entity.

2141 **5.8.2 Network Template Collection**

2142 A Network Template Collection entity represents the collection of NetworkTemplateas within a Provider.
 2143 This resource can be used to locate and create NetworkTemplates.

2144 **Type URI:** http://www.dmtf.org/cimi/NetworkTemplateCollection

Attribute	Type	Description	Optionality
networkTemplates	URI[]	An array of URIs referencing the set of Network Templates in the Provider.	optional

2145 The following describes the serialization of the entity in both JSON and XML:

2146 **JSON media type:** application/CIMI-NetworkTemplateCollection+json

2147 **JSON serialization:**

```
2148 { "uri": string,
2149   "name": string, ?
2150   "description": string, ?
2151   "created": string, ?
2152   "properties": [ "name": string, + ], ?
2153   "networkTemplates": [
2154     { "href": string }, +
2155   ], ?
2156   "operations": [
2157     { "rel": "add", "href": string }, ?
2158     { "rel": "edit", "href": string } ?
2159   ] ?
2160   ...
2161 }
```

2162 **XML media type:** application/CIMI-NetworkTemplateCollection+xml

2163 **XML serialization:**

```
2164 <NetworkTemplateCollection xmlns="http://www.dmtf.org/cimi">
2165   <uri> xs:anyURI </uri>
2166   <name> xs:string </name> ?
2167   <description> xs:string </description> ?
2168   <created> xs:string </created>
2169   <property name="xs:string"> xs:string </property> *
2170   <networkTemplate href="xs:anyURI"/> *
2171   <operation rel="add" href="xs:anyURI"/> ?
2172   <operation rel="edit" href="xs:anyURI"/> ?
2173   <xs:any>*
2174 </NetworkTemplateCollection>
```

2175 5.8.2.1 Operations

2176 This entity supports the Read and Update operations. Creation of new Network Template entities is
2177 supported via a POST to the "addLink" URI as described in section 4.2.1.1.

2178 5.8.3 Network Configuration

2179 The set of configuration values representing the information needed to create a Network with certain
2180 characteristics.

2181 **Type URI:** <http://www.dmtf.org/cimi/NetworkConfiguration>

Attribute	Type	Description	Optionality
access	string	An indicator of whether or not the Machine entity has access to a Public or Private network. An indication of Public represents an open and Internet routable network. An indication of Private identifies a local non-routed network.	optional
bandwidthLimit	integer	Maximum allowable bandwidth.	mandatory
trafficPriority	integer	Indicates priority of traffic on this network.	mandatory
maxTrafficDelay	integer	The requested maximum delay for end to end transmission	mandatory

		specified in nanoseconds with uint64 (i.e. latency).	
maxTrafficLoss	integer	The requested maximum percentage traffic loss for end to end transmission with uint8, min 0 max 100. The percentage of traffic lost in the transmission traffic. A value of zero indicates that a lossless transmission is requested. A value of 100 indicates a best effort transmission. The default value is 100.	optional
maxTrafficJitter	integer	The requested maximum jitter for end to end transmission with uint32 when traffic is packetized. The variation between packets arriving specified in nanoseconds with uint64.	optional

2182 The following describes the serialization of the entity in both JSON and XML:

2183 **JSON media type:** application/CIMI-NetworkConfiguration+json

2184 **JSON serialization:**

```

2185 { "uri": string,
2186   "name": string, ?
2187   "description": string, ?
2188   "created": string, ?
2189   "properties": [ "name": string, + ], ?
2190   "access": string, ?
2191   "bandwidthLimit": number,
2192   "trafficPriority": number,
2193   "maxTrafficDelay": number,
2194   "maxTrafficLoss": number, ?
2195   "maxTrafficJitter": number, ?
2196   "operations": [
2197     { "rel": "edit", "href": string }, ?
2198     { "rel": "delete", "href": string } ?
2199   ] ?
2200   ...
2201 }
```

2202 **XML media type:** application/CIMI-NetworkConfiguration+xml

2203 **XML serialization:**

```

2204 <NetworkConfiguration xmlns="http://www.dmtf.org/cimi">
2205   <uri> xs:anyURI </uri>
2206   <name> xs:string </name> ?
2207   <description> xs:string </description> ?
2208   <created> xs:string </created>
2209   <property name="xs:string"> xs:string </property> *
2210   <access> xs:string </access> ?
2211   <bandwidthLimit> xs:string </bandwidthLimit>
2212   <trafficPriority> xs:integer </trafficPriority>
2213   <maxTrafficDelay> xs:integer </maxTrafficDelay>
2214   <maxTrafficLoss> xs:integer </maxTrafficLoss> ?
2215   <maxTrafficJitter> xs:integer </maxTrafficJitter> ?
2216   <operation rel="edit" href="xs:anyURI"/> ?
2217   <operation rel="delete" href="xs:anyURI"/> ?
2218   <xs:any>*
2219 </NetworkConfiguration>
```

2220 5.8.3.1 Operations

2221 This entity supports the Read, Update and Delete operations. Create is supported via the Network
2222 Configuration Collection entity.

2223 5.8.4 Network Configuration Collection

2224 A Network Configuration Collection entity represents the collection of Network Configurations within a
2225 Provider. This entity can be used to locate and create Network Configurations.

2226 **Type URI:** <http://www.dmtf.org/cimi/NetworkConfigurationCollection>

Attribute	Type	Description	Optionality
networkConfigurations	URI[]	An array of URIs referencing the set of Network Configurations in the provider.	optional

2227 The following describes the serialization of the entity in both JSON and XML:

2228 **JSON media type:** application/CIMI-NetworkConfigurationCollection+json

2229 **JSON serialization:**

```
2230 { "uri": string,
2231   "name": string, ?
2232   "description": string, ?
2233   "created": string, ?
2234   "properties": [ "name": string, + ], ?
2235   "networkConfigurations": [
2236     { "href": string }, +
2237   ], ?
2238   "operations": [
2239     { "rel": "add", "href": string }, ?
2240     { "rel": "edit", "href": string } ?
2241   ] ?
2242   ...
2243 }
```

2244 **XML media type:** application/CIMI-NetworkConfigurationCollection+xml

2245 **XML serialization:**

```
2246 <NetworkConfigurationCollection xmlns="http://www.dmtf.org/cimi">
2247   <uri> xs:anyURI </uri>
2248   <name> xs:string </name> ?
2249   <description> xs:string </description> ?
2250   <created> xs:string </created>
2251   <property name="xs:string"> xs:string </property> *
2252   <networkConfiguration href="xs:anyURI"/> *
2253   <operation rel="add" href="xs:anyURI"/> ?
2254   <operation rel="edit" href="xs:anyURI"/> ?
2255   <xs:any>*
2256 </NetworkCollectionCollection>
```

2257 5.8.4.1 Operations

2258 This entity supports the Read and Update operations. Creation of new Network Collection entities is
2259 supported via a POST to the "addLink" URI as described in section 4.2.1.1.

2260 5.8.5 Network

2261 A Network is a realized entity that represents an abstraction of a layer 2 broadcast domain.

2262 **Type URI:** <http://www.dmtf.org/cimi/Network>

Attribute	Type	Description	Optionality
access	string	An indicator of whether or not the Machine entity has access to a Public or Private network. An indication of Public represents an open and Internet routable network. An indication of Private identifies a local non-routed network.	optional
bandwidthLimit	integer	Maximum allowable bandwidth.	mandatory
trafficPriority	integer	Indicates priority of traffic on this network.	mandatory
maxTrafficDelay	integer	The requested maximum delay for end to end transmission specified in nanoseconds with uint64 (i.e. latency).	mandatory
maxTrafficLoss	integer	The requested maximum percentage traffic loss for end to end transmission with uint8, min 0 max 100. The percentage of traffic lost in the transmission traffic. A value of zero indicates that a lossless transmission is requested. A value of 100 indicates a best effort transmission. The default value is 100.	optional
maxTrafficJitter	integer	The requested maximum jitter for end to end transmission with uint32 when traffic is packetized. The variation between packets arriving specified in nanoseconds with uint64.	mandatory
routingGroup	URI[]	Array of references to Networks that will route to each other.	mandatory
meters	URI[]	A list of references to Meters monitored for this Network.	optional
eventLog	URI	A reference to the EventLog of this Network.	optional

2263 The following describes the serialization of the entity in both JSON and XML:

2264 **JSON media type:** application/CIMI-Network+json

2265 **JSON serialization:**

```

2266 { "uri": string,
2267   "name": string, ?
2268   "description": string, ?
2269   "created": string, ?
2270   "properties": [ "name": string, + ], ?
2271   "access": string, ?
2272   "bandwidthLimit": number,
2273   "trafficPriority": number,
2274   "maxTrafficDelay": number,
2275   "maxTrafficLoss": number, ?
2276   "maxTrafficJitter": number,
2277   "routingGroup": [
2278     { "href": string }, +
2279   ], ?
2280   "meters": [
2281     { "href": string }, +
2282   ], ?
2283   "eventLog": { "href": string }, ?
2284   "operations": [
2285     { "rel": "edit", "href": string }, ?
2286     { "rel": "delete", "href": string } ?
2287   ] ?
2288   ...

```

2289 }

2290 **XML media type:** application/CIMI-Network+xml

2291 **XML serialization:**

```

2292 <Network xmlns="http://www.dmtf.org/cimi">
2293   <uri> xs:anyURI </uri>
2294   <name> xs:string </name> ?
2295   <description> xs:string </description> ?
2296   <created> xs:string </created>
2297   <property name="xs:string"> xs:string </property> *
2298   <access> xs:string </access> ?
2299   <bandwidthLimit> xs:integer </bandwidthLimit>
2300   <trafficPriority> xs:integer </trafficPriority>
2301   <maxTrafficDelay> xs:integer </maxTrafficDelay>
2302   <maxTrafficLoss> xs:integer </maxTrafficLoss> ?
2303   <maxTrafficJitter> xs:integer </maxTrafficJiffer>
2304   <routingGroup href="xs:anyURI"/> *
2305   <meter href="xs:anyURI"/> *
2306   <eventLog href="xs:anyURI"/> ?
2307   <operation rel="edit" href="xs:anyURI"/> ?
2308   <operation rel="delete" href="xs:anyURI"/> ?
2309   <xs:any>*
2310 </Network>

```

2311 5.8.5.1 Operations

2312 This entity supports the Read, Update and Delete operations. Create is supported via the Network
2313 Collection entity.

2314 5.8.6 Network Collection

2315 A Network Collection entity represents the collection of Networks within a Provider. This entity can be
2316 used to locate and create Networks.

2317 **Type URI:** <http://www.dmtf.org/cimi/NetworkCollection>

Attribute	Type	Description	Optionality
networks	URI[]	An array of URIs referencing the set of Networks in the Provider.	optional

2318 The following describes the serialization of the entity in both JSON and XML:

2319 **JSON media type:** application/CIMI-NetworkCollection+json

2320 **JSON serialization:**

```

2321 { "uri": string,
2322   "name": string, ?
2323   "description": string, ?
2324   "created": string, ?
2325   "properties": [ "name": string, + ], ?
2326   "networks": [
2327     { "href": string }, +
2328   ], ?
2329   "operations": [
2330     { "rel": "add", "href": string }, ?
2331     { "rel": "edit", "href": string } ?
2332   ] ?
2333   ...
2334 }

```

2335 **XML media type:** application/CIMI-NetworkCollection+xml

2336 **XML serialization:**

```

2337 <NetworkCollection xmlns="http://www.dmtf.org/cimi">
2338   <uri> xs:anyURI </uri>
2339   <name> xs:string </name> ?
2340   <description> xs:string </description> ?
2341   <created> xs:string </created>
2342   <property name="xs:string"> xs:string </property> *
2343   <network href="xs:anyURI"/> *
2344   <operation rel="add" href="xs:anyURI"/> ?
2345   <operation rel="edit" href="xs:anyURI"/> ?
2346   <xs:any>*
2347 </NetworkCollection>

```

2348 5.8.6.1 Operations

2349 This entity supports the Read and Update operations.

2350 The following custom operations are also defined:

- 2351 • **Creating a New Network**

2352 **/link@rel:** add

2353 This operation will create a new Network.

2354 Input parameters: Either a reference to a Network Template or a Network Template itself.

2355 Output parameters: A reference to a new Network and optionally the representation of the Network.

- 2356 • **HTTP/REST Protocol**

2357 To create a new Network a POST is sent to the "add" URI of the NetworkCollection where the HTTP
 2358 request body SHALL be as described below. Note this structure allows for certain properties to be passed
 2359 in "by value" or by "reference". The definition of each property can be found in section 5.8.

2360 **JSON media type:** application/CIMI-NetworkCreate+json

2361 **JSON serialization:**

```

2362 { "name": string,
2363   "description": string, ?
2364   "properties": [ "name": string, + ], ?
2365   "networkTemplate": { "href": string, ?
2366     "properties": [ "name": string, + ] ?
2367     "networkConfig": { "href": string, ?
2368       "properties": [ "name": string, + ], ?
2369       "access": string, ?
2370       "bandwidthLimit": number, ?
2371       "trafficPriority": number, ?
2372       "maxTrafficDelay": number, ?
2373       "maxTrafficLoss": number, ?
2374       "maxTrafficJitter": number, ?
2375     },
2376     "routingGroup": [
2377       { "href": string }, +
2378     ], ?
2379   }
2380   ...
2381 }

```


2382 **XML media type:** application/CIMI-NetworkCreate+xml

2383 **XML serialization**

```

2384 <NetworkCreate>
2385   <name> xs:string </name>
2386   <description> xs:string </description> ?
2387   <property name="xs:string"> xs:string </property> *
2388   <networkTemplate href="xs:anyURI"? >
2389     <property name="xs:string"> xs:string </property> *
2390     <networkConfig href="xs:anyURI"? >
2391       <access> xs:string </access> ?
2392       <bandwidthLimit> xs:string </bandwidthLimit> ?
2393       <trafficPriority> xs:integer </trafficPriority> ?
2394       <maxTrafficDelay> xs:integer </maxTrafficDelay> ?
2395       <maxTrafficLoss> xs:integer </maxTrafficLoss> ?
2396       <maxTrafficJitter> xs:integer </maxTrafficJitter> ?
2397     </networkConfig>
2398     <routingGroup href="xs:anyURI" /> *
2399   </networkTemplate>
2400   <xs:any>*
2401 </NetworkCreate>

```

2402 The serialization of some reference properties are specified such that a request MAY either include a
 2403 reference ("href") to an existing entity or to include the entity "inline" as a set of additional properties.
 2404 Requests SHALL NOT include both a reference and the inlined set of properties.

2405 Upon successful processing of the request, the HTTP response body MAY either be empty or contain a
 2406 serialization of the Network entity.

2407 5.8.7 VSP (Virtual Switch Port) Template

2408 The VSP Template is a set of Configuration values for realizing a VSP. A VSP Template may be used to
 2409 create multiple VSPs.

2410 **Type URI:** <http://www.dmtf.org/cimi/VSPTemplate>

Attribute	Type	Description	Optionality
network	URI	A reference to the network to be associated with this VSP.	mandatory
vspConfig	URI	A reference to the VSP Configuration that will be used to create a VSP from this VSP Template.	mandatory

2411 The following describes the serialization of the entity in both JSON and XML:

2412 **JSON media type:** application/CIMI-VSPTemplate+json

2413 **JSON serialization:**

```

2414 { "uri": string,
2415   "name": string, ?
2416   "description": string, ?
2417   "created": string, ?
2418   "properties": [ "name": string, + ], ?
2419   "network": { "href": string },
2420   "vspConfig": { "href": string },
2421   "operations": [
2422     { "rel": "edit", "href": string }, ?
2423     { "rel": "delete", "href": string } ?
2424   ] ?

```

2425 } ...
 2426 }

2427 **XML media type:** application/CIMI-VSPTemplate+xml

2428 **XML serialization:**

```

2429 <VSPTemplate xmlns="http://www.dmtf.org/cimi">
2430 <uri> xs:anyURI </uri>
2431 <name> xs:string </name> ?
2432 <description> xs:string </description> ?
2433 <created> xs:string </created>
2434 <property name="xs:string"> xs:string </property> *
2435 <network href="xs:anyURI"/>
2436 <vspConfig href="xs:anyURI"/>
2437 <operation rel="edit" href="xs:anyURI"/> ?
2438 <operation rel="delete" href="xs:anyURI"/> ?
2439 <xs:any>*
2440 </VSPTemplate>
    
```

2441 **5.8.7.1 Operations**

2442 This entity supports the Read, Update and Delete operations. Create is supported via the VSP Template
 2443 Collection entity.

2444 **5.8.8 VSP (Virtual Switch Port) Template Collection**

2445 A VSP Template Collection entity represents the collection of VSP Templates within a Provider. This
 2446 entity can be used to locate and create VSP Templates.

2447 **Type URI:** http://www.dmtf.org/cimi/VSPTemplateCollection

Attribute	Type	Description	Optionality
vspTemplates	URI[]	An array of URIs referencing the set of VSP Templates in the Provider.	optional

2448 The following describes the serialization of the entity in both JSON and XML:

2449 **JSON media type:** application/CIMI-VSPTemplateCollection+json

2450 **JSON serialization:**

```

2451 { "uri": string,
2452   "name": string, ?
2453   "description": string, ?
2454   "created": string, ?
2455   "properties": [ "name": string, + ], ?
2456   "vspTemplates": [
2457     { "href": string }, +
2458   ], ?
2459   "operations": [
2460     { "rel": "add", "href": string }, ?
2461     { "rel": "edit", "href": string } ?
2462   ] ?
2463   ...
2464 }
    
```

2465 **XML media type:** application/CIMI-VSPTemplateCollection+xml

2466 **XML serialization:**

```

2467 <VSPTemplateCollection xmlns="http://www.dmtf.org/cimi">
2468   <uri> xs:anyURI </uri>
2469   <name> xs:string </name> ?
2470   <description> xs:string </description> ?
2471   <created> xs:string </created>
2472   <property name="xs:string"> xs:string </property> *
2473   <vspTemplate href="xs:anyURI"/> *
2474   <operation rel="add" href="xs:anyURI"/> ?
2475   <operation rel="edit" href="xs:anyURI"/> ?
2476   <xs:any>*
2477 </VSPTemplateCollection>

```

2478 5.8.8.1 Operations

2479 This entity supports the Read and Update operations. Creation of new VSP Template entities is
 2480 supported via a POST to the "addLink" URI as described in section 4.2.1.1.

2481 5.8.9 VSP (Virtual Switch Port) Configuration

2482 The set of configuration values representing the information needed to create a VSP with certain
 2483 characteristics.

2484 **Type URI:** http://www.dmtf.org/cimi/VSPConfiguration

Attribute	Type	Description	Optionality
bandwidthReservation	integer	Minimum Bandwidth requirements.	mandatory
trafficPriority	integer	Indicates priority of traffic on this network.	mandatory
maxTrafficDelay	integer	The requested maximum delay for end to end transmission specified in nanoseconds with uint64 (i.e. latency).	mandatory
maxTrafficLoss	integer	The requested maximum percentage traffic loss for end to end transmission with uint8, min 0 max 100. The percentage of traffic lost in the transmission traffic. A value of zero indicates that a lossless transmission is requested. A value of 100 indicates a best effort transmission. The default value is 100.	optional
maxTrafficJitter	integer	The requested maximum jitter for end to end transmission with uint32 when traffic is packetized. The variation between packets arriving specified in nanoseconds with uint64.	mandatory

2485 The following describes the serialization of the entity in both JSON and XML:

2486 **JSON media type:** application/CIMI-VSPConfiguration+json

2487 **JSON serialization:**

```

2488 { "uri": string,
2489   "name": string,
2490   "description": string, ?
2491   "created": string, ?

```

```

2492     "properties": [ "name": string, + ], ?
2493     "bandwidthReservation": number,
2494     "trafficPriority": number,
2495     "maxTrafficDelay": number,
2496     "maxTrafficLoss": number, ?
2497     "maxTrafficJitter": number,
2498     "operations": [
2499       { "rel": "edit", "href": string }, ?
2500       { "rel": "delete", "href": string } ?
2501     ] ?
2502     ...
2503   }

```

2504 **XML media type:** application/CIMI-VSPConfiguration+xml

2505 **XML serialization:**

```

2506 <VSPConfiguration xmlns="http://www.dmtf.org/cimi">
2507   <uri> xs:anyURI </uri>
2508   <name> xs:string </name>
2509   <description> xs:string </description> ?
2510   <created> xs:string </created>
2511   <property name="xs:string"> xs:string </property> *
2512   <bandwidthReservation> xs:integer </bandwidthReservation>
2513   <trafficPriority> xs:integer </trafficPriority>
2514   <maxTrafficDelay> xs:integer </maxTrafficDelay>
2515   <maxTrafficLoss> xs:integer </maxTrafficLoss> ?
2516   <maxTrafficJitter> xs:integer </maxTrafficJitter>
2517   <operation rel="edit" href="xs:anyURI"/> ?
2518   <operation rel="delete" href="xs:anyURI"/> ?
2519   <xs:any*>
2520 </VSPConfiguration>

```

2521 **5.8.9.1 Operations**

2522 This entity supports the Read, Update and Delete operations. Create is supported via the VSP
 2523 Configuration Collection entity.

2524 **5.8.10 VSP (Virtual Switch Port) Configuration Collection**

2525 A VSP Configuration Collection entity represents the collection of VSP Configurations within a Provider.
 2526 This entity can be used to locate and create VSP Configurations.

2527 **Type URI:** http://www.dmtf.org/cimi/VSPConfigurationCollection

Attribute	Type	Description	Optionality
vspConfigurations	URI[]	An array of URIs referencing the set of VSP Configurations in the Provider.	optional

2528 The following describes the serialization of the entity in both JSON and XML:

2529 **JSON media type:** application/CIMI-VSPConfigurationCollection+json

2530 **JSON serialization:**

```

2531 { "uri": string,
2532   "name": string, ?
2533   "description": string, ?
2534   "created": string, ?
2535   "properties": [ "name": string, + ], ?

```

```

2536 "vspConfigurations": [
2537   { "href": string }, +
2538 ], ?
2539 "operations": [
2540   { "rel": "add", "href": string }, ?
2541   { "rel": "edit", "href": string } ?
2542 ] ?
2543 ...
2544 }

```

2545 **XML media type:** application/CIMI-VSPConfigurationCollection+xml

2546 **XML serialization:**

```

2547 <VSPConfigurationCollection xmlns="http://www.dmtf.org/cimi">
2548   <uri> xs:anyURI </uri>
2549   <name> xs:string </name> ?
2550   <description> xs:string </description> ?
2551   <created> xs:string </created>
2552   <property name="xs:string"> xs:string </property> *
2553   <vspConfiguration href="xs:anyURI"/> *
2554   <operation rel="add" href="xs:anyURI"/> ?
2555   <operation rel="edit" href="xs:anyURI"/> ?
2556   <xs:any>*
2557 </VSPConfigurationCollection>

```

2558 5.8.10.1 Operations

2559 This entity supports the Read and Update operations. Creation of new VSP Configuration entities is
 2560 supported via a POST to the "addLink" URI as described in section 4.2.1.1.

2561 5.8.11 VSP (Virtual Switch Port)

2562 A VSP represents the connection parameters of a network port.

2563 **Type URI:** <http://www.dmtf.org/cimi/VSP>

Attribute	Type	Description	Optionality
network	URI	A reference to the network associated with this VSP.	mandatory
state	string	An indicator of whether or not a specified port is on or off [Default = Enabled].	optional
bandwidthReservation	integer	Minimum Bandwidth requirements.	mandatory
trafficPriority	integer	Indicates priority of traffic on this network.	mandatory
maxTrafficDelay	integer	The requested maximum delay for end to end transmission specified in nanoseconds with uint64 (i.e. latency).	mandatory
maxTrafficLoss	integer	The requested maximum percentage traffic loss for end to end transmission with uint8, min 0 max 100. The percentage of traffic lost in the transmission traffic. A value of zero indicates that a lossless transmission is requested. A value of 100 indicates a best effort transmission. The default value is 100.	optional
maxTrafficJitter	integer	The requested maximum jitter for end to end	mandatory

		transmission with uint32 when traffic is packetized. The variation between packets arriving specified in nanoseconds with uint64.	
meters	URI[]	A list of references to Meters monitored for this VSP.	optional
eventLog	URI	A reference to the EventLog of this VSP.	optional

2564 The following describes the serialization of the entity in both JSON and XML:

2565 **JSON media type:** application/CIMI-VSP+json

2566 **JSON serialization:**

```

2567 { "uri": string,
2568   "name": string,
2569   "description": string, ?
2570   "created": string, ?
2571   "properties": [ "name": string, + ], ?
2572   "network": { "href": string },
2573   "state": string, ?
2574   "bandwidthLimit": number,
2575   "trafficPriority": number,
2576   "maxTrafficDelay": number,
2577   "maxTrafficLoss": number, ?
2578   "maxTrafficJitter": number,
2579   "meters": [
2580     { "href": string }, +
2581   ], ?
2582   "eventLog": { "href": string }, ?
2583   "operations": [
2584     { "rel": "edit", "href": string }, ?
2585     { "rel": "delete", "href": string } ?
2586   ] ?
2587   ...
2588 }
```

2589 **XML media type:** application/CIMI-VSP+xml

2590 **XML serialization:**

```

2591 <VSP xmlns="http://www.dmtf.org/cimi">
2592   <uri> xs:anyURI </uri>
2593   <name> xs:string </name>
2594   <description> xs:string </description> ?
2595   <created> xs:string </created>
2596   <property name="xs:string"> xs:string </property> *
2597   <network href="xs:anyURI">
2598     <state> xs:string </state> ?
2599     <bandwidthLimit> xs:integer </bandwidthLimit>
2600     <trafficPriority> xs:integer </trafficPriority>
2601     <maxTrafficDelay> xs:integer </maxTrafficDelay>
2602     <maxTrafficLoss> xs:integer </maxTrafficLoss> ?
2603     <maxTrafficJitter> xs:integer </maxTrafficJiffer>
2604     <meter href="xs:anyURI"/> *
2605     <eventLog href="xs:anyURI"/> ?
2606     <operation rel="edit" href="xs:anyURI"/> ?
2607     <operation rel="delete" href="xs:anyURI"/> ?
2608     <xs:any>*
2609 </VSP>
```

2610 **5.8.11.1 Operations**

2611 This entity supports the Read, Update and Delete operations. Create is supported via the VSP Collection
2612 entity.

2613 **5.8.12 VSP (Virtual Switch Port) Collection**

2614 A VSP Collection entity represents the collection of VSPs within a Provider. This entity can be used to
2615 locate and create VSPs.

2616 **Type URI:** <http://www.dmtf.org/cimi/VSPCollection>

Attribute	Type	Description	Optionality
vsp	URI[]	An array of URIs referencing the set of VSPs in the Provider.	optional

2617 The following describes the serialization of the entity in both JSON and XML:

2618 **JSON media type:** application/CIMI-VSPCollection+json

2619 **JSON serialization:**

```
2620 { "uri": string,
2621   "name": string, ?
2622   "description": string, ?
2623   "created": string, ?
2624   "properties": [ "name": string, + ], ?
2625   "vsps": [
2626     { "href": string }, +
2627   ], ?
2628   "operations": [
2629     { "rel": "add", "href": string }, ?
2630     { "rel": "edit", "href": string } ?
2631   ] ?
2632   ...
2633 }
```

2634 **XML media type:** application/CIMI-VSPCollection+xml

2635 **XML serialization:**

```
2636 <VSPCollection xmlns="http://www.dmtf.org/cimi">
2637   <uri> xs:anyURI </uri>
2638   <name> xs:string </name> ?
2639   <description> xs:string </description> ?
2640   <created> xs:string </created>
2641   <property name="xs:string"> xs:string </property> *
2642   <vsp href="xs:anyURI"/> *
2643   <operation rel="add" href="xs:anyURI"/> ?
2644   <operation rel="edit" href="xs:anyURI"/> ?
2645   <xs:any>*
2646 </VSPCollection>
```

2647 **5.8.12.1 Operations**

2648 This entity supports the Read and Update operations.

2649 The following custom operations are also defined:

- 2650 • **Creating a New VSP**

2651 **/link@rel:** add

2652 This operation will create a new VSP.

2653 Input parameters: Either a reference to a VSP Template or a VSP Template itself.

2654 Output parameters: A reference to a new VSP and, optionally, the representation of the VSP.

2655 • **HTTP/REST Protocol**

2656 To create a new VSP a POST is sent to the "add" URI of the VSPCollection where the HTTP request
2657 body SHALL be as described below. Note this structure allows for certain properties to be passed in "by
2658 value" or by "reference". The definition of each property can be found in section 5.8.7.

2659 **JSON media type:** application/CIMI-VSPCreate+json

2660 **JSON serialization:**

```
2661 { "name": string,
2662   "description": string, ?
2663   "properties": [ "name": string, + ], ?
2664   "vspTemplate": { "href": string, ?
2665     "properties": [ "name": string, + ] ?
2666     "network": { "href": string }, ?
2667     "vspConfig": { "href": string, ?
2668       "properties": [ "name": string, + ], ?
2669       "bandwidthReservation": number, ?
2670       "trafficPriority": number, ?
2671       "maxTrafficDelay": number, ?
2672       "maxTrafficLoss": number, ?
2673       "maxTrafficJitter": number ?
2674     } ?
2675   }
2676   ...
2677 }
```

2678 **XML media type:** application/CIMI-VSPCreate+xml

2679 **XML serialization**

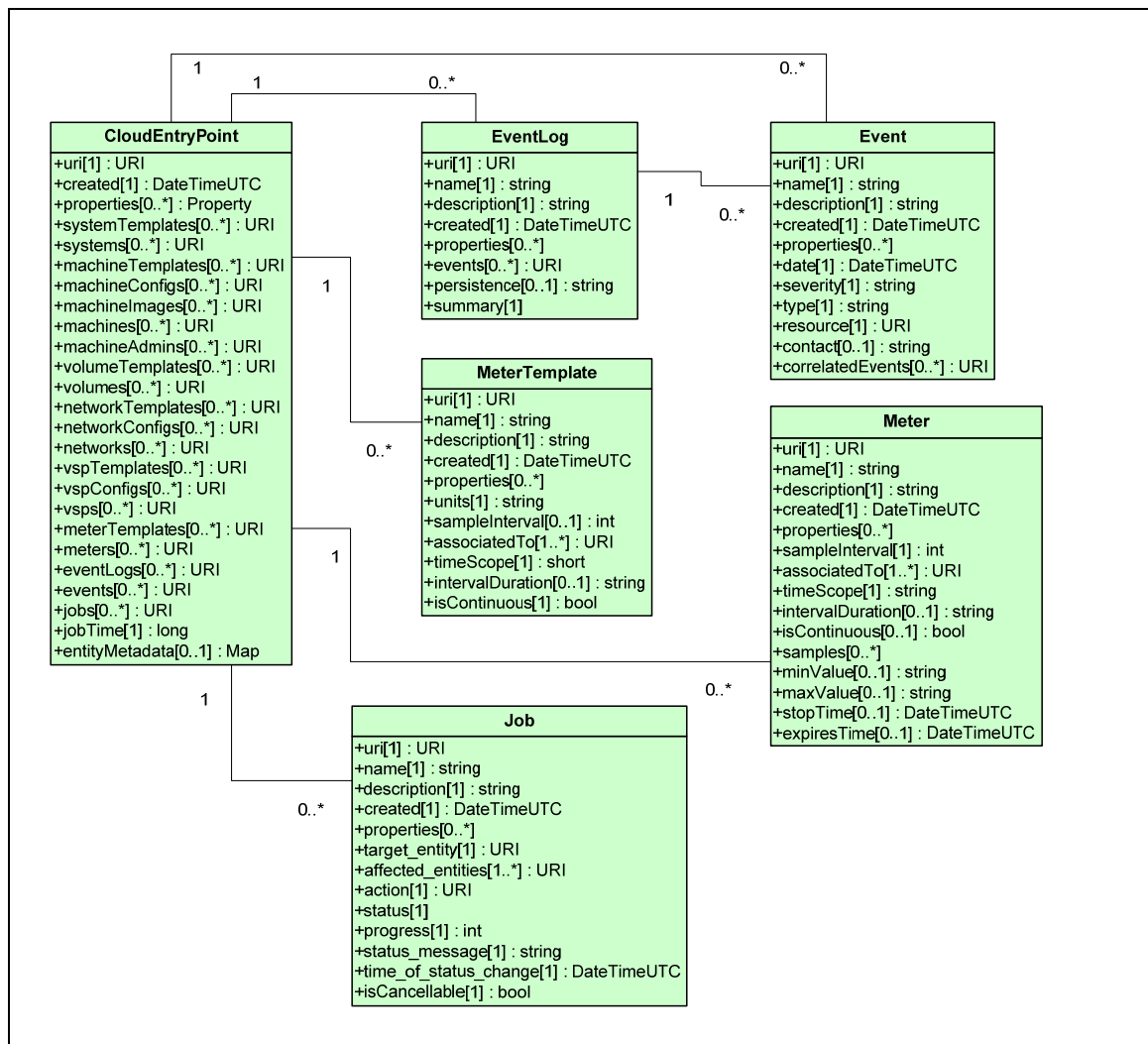
```
2680 <NetworkCreate>
2681   <name> xs:string </name>
2682   <description> xs:string </description> ?
2683   <property name="xs:string"> xs:string </property> *
2684   <vspTemplate href="xs:anyURI"? >
2685     <property name="xs:string"> xs:string </property> *
2686     <network href="xs:anyURI"/> ?
2687     <vspConfig href="xs:anyURI">
2688       <property name="xs:string"> xs:string </property> *
2689       <bandwidthReservation> xs:integer </bandwidthReservation> ?
2690       <trafficPriority> xs:integer </trafficPriority> ?
2691       <maxTrafficDelay> xs:integer </maxTrafficDelay> ?
2692       <maxTrafficLoss> xs:integer </maxTrafficLoss> ?
2693       <maxTrafficJitter> xs:integer </maxTrafficJitter> ?
2694     </vspConfig> ?
2695   </networkTemplate>
2696   <xs:any>*
2697 </NetworkCreate>
```

2698 The serialization of some reference properties are specified such that a request MAY either include a
2699 reference ("href") to an existing entity or to include the entity "inline" as a set of additional properties.
2700 Requests SHALL NOT include both a reference and the inlined set of properties.

2701 Upon successful processing of the request, the HTTP response body MAY either be empty or contain a
 2702 serialization of the VSP entity.

2703 **5.9 Monitoring Entities and Relationships**

2704 The following diagram illustrates the entities involved in tracking the progress of operations as well as
 2705 metering and monitoring the status of other entities. Although this drawing is in the style of an Entity
 2706 Relationship diagram, the use of UML is neither rigorous nor normative.



2707
 2708 **Figure 5 - Monitoring Entities**

2709 **5.9.1 Job**

2710 This entity represents a process (i.e. a sequence of one or more operations directed to accomplish a
 2711 specific goal) performed by the Provider.

2712 If a Provider supports exposing Job entities to Consumers then each request from a Consumer that would
 2713 result in a change to the environment MUST result in a Job entity being created and a reference to that
 2714 Job entity MUST be made available to the requestingConsumer. Providers MAY create additional Job
 2715 entities for Provider initiated operations.

2716 **Type URI:** <http://www.dmtf.org/cimi/Job>

Attribute	Type	Description	Optionality
targetEntity	URI	A URI that indicates the top-level entity upon which the operation is being performed. Typically, this would be the instance which was specified when the operation was initiated. This attribute value is read-only .	mandatory
affectedEntities	URI[]	An array of URIs that indicates each of the entities upon which the operation is being performed. This array always includes the URI specified in the target_entity attribute. The values in this array are read-only .	mandatory
action	URI	A URI that indicates the type of action being performed. This attribute value is immutable .	mandatory
status	string	The current status of the process associated with this operation. Sample values for this include "running", "failed", "success", and "cancelled". This attribute value is read-only .	mandatory
progress	integer	An integer value in the range 0 ... 100 that indicates the progress of this Job. This attribute value is read-only .	mandatory
statusMessage	string	This attribute is a human-readable string that provides information about the operation. It is used to further qualify or provide additional information about the current status of the operation. For example, this may indicate the reason why the operation failed, or whether the operation was cancelled by the Consumer or the Provider. This attribute value is read-only .	mandatory
timeOfStatusChange	DateTimeUTC	A timestamp indicating the last time that the status of the operation changed. This attribute value is read-only .	mandatory
isCancellable	boolean	Specifies whether the task being performed by this Job object supports the Cancel operation.	mandatory

2717 The following describes the serialization of the entity in both JSON and XML:

2718 **JSON media type:** application/CIMI-Job+json2719 **JSON serialization:**

```

2720 { "uri": string,
2721   "name": string,
2722   "description": string, ?
2723   "created": string, ?
2724   "properties": [ "name": string, + ], ?
2725   "targetEntity": { "href": string },
2726   "affectedEntities": [
2727     { "href": string }, +

```

```

2728     ], ?
2729     "action": string,
2730     "status": string,
2731     "progress": integer,
2732     "statusMessage": string,
2733     "timeOfStatusChange": date,
2734     "isCancellable": boolean,
2735     "operations": [
2736         { "rel": "edit", "href": string }, ?
2737         { "rel": "delete", "href": string } ?
2738     ] ?
2739     ...
2740 }
    
```

2741 **XML media type:** application/CIMI-Job+xml

2742 **XML serialization:**

```

2743 <Job xmlns="http://www.dmtf.org/cimi">
2744   <uri> xs:anyURI </uri>
2745   <name> xs:string </name>
2746   <description> xs:string </description> ?
2747   <created> xs:string </created>
2748   <property name="xs:string"> xs:string </property> *
2749   <targetEntity href="xs:anyURI"/>
2750   <affectedEntity> xs:anyURI </affectedEntity> *
2751   <action> xs:anyURI </action>
2752   <status> xs:string </status>
2753   <prograss> xs:integer <progress>
2754   <statusMessage> xs:string </statusMessage>
2755   <timeOfStatusChange> xs:dateTime </timeOfStatusChange>
2756   <isCancellable> xs:boolean </isCancellable>
2757   <operation rel="edit" href="xs:anyURI"/> ?
2758   <operation rel="delete" href="xs:anyURI"/> ?
2759   <xs:any>*
2760 </Job>
    
```

2761 5.9.1.1 Operations

2762 This entity supports the Read, Update and Delete operations.

2763 5.9.2 Job Collection

2764 A Job Collection entity represents the collection of Jobs within a Provider. This resource can be used to
 2765 locate Jobs.

2766 **Type URI:** http://www.dmtf.org/cimi/JobCollection

Attribute	Type	Description	Optionality
jobs	URI[]	An array of URIs referencing the set of Jobs in the Provider.	optional

2767 The following describes the serialization of the entity in both JSON and XML:

2768 **JSON media type:** application/CIMI-JobCollection+json

2769 **JSON serialization:**

```

2770 { "uri": string,
2771   "name": string, ?
2772   "description": string, ?
2773   "created": string, ?
    
```

```

2774 "properties": [ "name": string, + ], ?
2775 "jobs": [
2776   { "href": string }, +
2777 ], ?
2778 "operations": [
2779   { "rel": "edit", "href": string } ?
2780 ] ?
2781 ...
2782 }
    
```

2783 **XML media type:** application/CIMI-JobCollection+xml

2784 **XML serialization:**

```

2785 <JobCollection xmlns="http://www.dmtf.org/cimi">
2786   <uri> xs:anyURI </uri>
2787   <name> xs:string </name> ?
2788   <description> xs:string </description> ?
2789   <created> xs:string </created>
2790   <property name="xs:string"> xs:string </property> *
2791   <job href="xs:anyURI"/> *
2792   <operation rel="edit" href="xs:anyURI"/> ?
2793   <xs:any>*
2794 </JobCollection>
    
```

2795 **5.9.2.1 Operations**

2796 This entity supports the Read and Update operations.

2797 **5.9.3 Meter Template**

2798 A Meter Template represents the definition of a Meter. A Meter Template can only be created by the
 2799 Provider.

2800 **Type URI:** http://www.dmtf.org/cimi/MeterTemplate

Attribute	Type	Description	Optionality
units	string	Name of the used units, e.g. kilobits per second, CPU usage percentage, etc. This attribute is read-only .	mandatory
sampleInterval	integer	It indicates the time between consecutive samples in seconds. This attribute is read-only .	mandatory
associatedTo	URI[]	An array of URIs that indicate the entities to which a Meter created from this template can be applied. The value space of these URIs is identical to that of EntityMetadata.uri - a URI that uniquely identifies an entity type. This attribute is read-only .	mandatory
timeScope	string	It indicates the time scope to which the Meter value applies. Two possible values: "Point" indicates that the Meter applies to a point in time. "Interval" indicates that the Meter applies to a time interval. For instance, it would be possible to define a MeterTemplate which purpose is to provide the daily average CPU usage. This attribute is read-only .	mandatory
intervalDuration	string	It indicates the interval duration when the timeScope is set to "Interval". Possible values: hourly, daily, weekly, monthly or	mandatory

		yearly. This attribute is read-only .	
isContinuous	boolean	It indicates whether or not the Meter value is continuous or scalar. Performance Meters are an example of a linear metric. This attribute is read-only .	mandatory

2801 The following describes the serialization of the entity in both JSON and XML:

2802 **JSON media type:** application/CIMI-MeterTemplate+json

2803 **JSON serialization:**

```

2804 { "uri": string,
2805     "name": string, ?
2806     "description": string, ?
2807     "created": string, ?
2808     "properties": [ "name": string, + ], ?
2809     "units": string,
2810     "sampleInterval": integer,
2811     "associatedTo": [
2812         { "href": string }, +
2813     ], ?
2814     "timeScope": string,
2815     "intervalDuration": string,
2816     "isContinuous": boolean,
2817     "operations": [
2818         { "rel": "edit", "href": string }, ?
2819         { "rel": "delete", "href": string } ?
2820     ] ?
2821     ...
2822 }
```

2823 **XML media type:** application/CIMI-MeterTemplate+xml

2824 **XML serialization:**

```

2825 <MeterTemplate xmlns="http://www.dmtf.org/cimi">
2826   <uri> xs:anyURI </uri>
2827   <name> xs:string </name> ?
2828   <description> xs:string </description> ?
2829   <created> xs:string </created>
2830   <property name="xs:string"> xs:string </property> *
2831   <units> xs:string </units>
2832   <sampleInterval> xs:integer </sampleInterval>
2833   <associatedTo href="xs:anyURI"/> *
2834   <timeScope> xs:string </timeScope>
2835   <intervalDuration> xs:string </intervalDuration>
2836   <isContinuous> xs:boolean </isContinuous>
2837   <operation rel="edit" href="xs:anyURI"/> ?
2838   <operation rel="delete" href="xs:anyURI"/> ?
2839   <xs:any*>
2840 </MeterTemplate>
```

2841 5.9.3.1 Operations

2842 This entity supports the Read, Update and Delete operations. Create is supported via the Meter Template
2843 entity.

2844 5.9.4 Meter Template Collection

2845 A Meter Template Collection entity represents the collection of Meter Templates within a Provider. This
2846 entity can be used to locate Meter Templates.

2847 **Type URI:** <http://www.dmtf.org/cimi/MeterTemplateCollection>

Attribute	Type	Description	Optionality
meterTemplates	URI[]	An array of URIs referencing the set of Meter Templates in the Provider.	optional

2848 The following describes the serialization of the entity in both JSON and XML:

2849 **JSON media type:** application/CIMI-MeterTemplateCollection+json

2850 **JSON serialization:**

```

2851 { "uri": string,
2852   "name": string, ?
2853   "description": string, ?
2854   "created": string, ?
2855   "properties": [ "name": string, + ], ?
2856   "meterTemplates": [
2857     { "href": string }, +
2858   ], ?
2859   "operations": [
2860     { "rel": "add", "href": string } ?
2861     { "rel": "edit", "href": string } ?
2862   ] ?
2863   ...
2864 }
```

2865 **XML media type:** application/CIMI-MeterTemplateCollection+xml

2866 **XML serialization:**

```

2867 <MeterTemplateCollection xmlns="http://www.dmtf.org/cimi">
2868   <uri> xs:anyURI </uri>
2869   <name> xs:string </name> ?
2870   <description> xs:string </description> ?
2871   <created> xs:string </created>
2872   <property name="xs:string"> xs:string </property> *
2873   <meterTemplate href="xs:anyURI"/> *
2874   <operation rel="add" href="xs:anyURI"/> ?
2875   <operation rel="edit" href="xs:anyURI"/> ?
2876   <xs:any>*
2877 </MeterTemplateCollection>
```

2878 5.9.4.1 Operations

2879 This entity supports the Read and Update operations. Creation of new Meter Template entities is supported via a POST to the "addLink" URI as described in section 4.2.1.1.

2881 5.9.5 Meter

2882 This entity represents an available Meter of some property associated to a given entity.

2883 **Type URI:** <http://www.dmtf.org/cimi/Meter>

Attribute	Type	Description	Optionality
units	string	Name of the used units, e.g. kilobits per second, CPU usage percentage, etc. This attribute is read-only .	mandatory

sampleInterval	integer	It indicates the time between consecutive samples in seconds. This attribute is read-only .	mandatory									
associatedTo	URI[]	An array of URIs that indicate the entities to which this Meter can be applied. The value space of these URIs is identical to that of EntityMetadata.uri - a URI that uniquely identifies an entity type. This attribute is read-only .	mandatory									
timeScope	string	It indicates the time scope to which this meter's value applies. Two possible values: "Point" indicates that the Meter applies to a point in time. "Interval" indicates that the Meter applies to a time interval. For instance, it would be possible to define a MeterTemplate which purpose is to provide the daily average CPU usage. This attribute is read-only .	mandatory									
intervalDuration	string	It indicates the interval duration when the timeScope is set to "Interval". Possible values: hourly, daily, weekly, monthly or yearly. This attribute is read-only .	mandatory									
isContinuous	boolean	It indicates whether or not the Meter value is continuous or scalar. Performance Meters are an example of a linear metric. This attribute is read-only .	mandatory									
samples	<p>A list of taken samples</p> <p>Each sample attribute has the following sub-attributes:</p> <table border="1"> <thead> <tr> <th>Attribute</th> <th>Type</th> <th>Description</th> </tr> </thead> <tbody> <tr> <td>timeStamp</td> <td>DateTimeUTC</td> <td>It indicates when the measure was taken (timeScope="Point"). When the timeScope is "Interval", it indicates the end of the time interval.</td> </tr> <tr> <td>value</td> <td>string</td> <td>It indicates the sampled value of the measure</td> </tr> </tbody> </table>		Attribute	Type	Description	timeStamp	DateTimeUTC	It indicates when the measure was taken (timeScope="Point"). When the timeScope is "Interval", it indicates the end of the time interval.	value	string	It indicates the sampled value of the measure	mandatory
Attribute	Type	Description										
timeStamp	DateTimeUTC	It indicates when the measure was taken (timeScope="Point"). When the timeScope is "Interval", it indicates the end of the time interval.										
value	string	It indicates the sampled value of the measure										
minValue	string	It indicates the expected minimal measure value. This attribute is read-only .	optional									
maxValue	string	It indicates the expected maximum measure value. This attribute is read-only .	optional									
stopTime	dateTimeUTC	It indicates a time from which the meter stops tracking samples. This attribute is writable .	optional									
expiresTime	dateTimeUTC	It indicates the time from which the Meter is not monitored anymore. It implies the deletion of the Meter after this time. This attribute is writable .										

2884 The following describes the serialization of the entity in both JSON and XML:

2885 **JSON media type:** application/CIMI-Meter+json

2886 **JSON serialization:**

```

2887 { "uri": string,
2888     "name": string, ?
2889     "description": string, ?
2890     "created": string, ?
2891     "properties": [ "name": string, + ], ?
2892     "units": string,
2893     "sampleInterval": integer,
2894     "associatedTo": [
2895         { "href": string }, +
2896     ], ?
2897     "timeScope": string,
2898     "intervalDuration": string,
2899     "isContinuous": boolean,
2900     "samples": [
2901         { "timestamp": string, "value": string }, +
2902     ], ?
2903     "minValue": string, ?
2904     "maxValue": string, ?
2905     "stopTime": string, ?
2906     "expiresTime": string, ?
2907     "operations": [
2908         { "rel": "edit", "href": string }, ?
2909         { "rel": "delete", "href": string } ?
2910     ] ?
2911     ...
2912 }
```

2913 **XML media type:** application/CIMI-Meter+xml

2914 **XML serialization:**

```

2915 <Meter xmlns="http://www.dmtf.org/cimi">
2916   <uri> xs:anyURI </uri>
2917   <name> xs:string </name> ?
2918   <description> xs:string </description> ?
2919   <created> xs:string </created>
2920   <property name="xs:string"> xs:string </property> *
2921   <units> xs:string </units>
2922   <sampleInterval> xs:integer </sampleInterval>
2923   <associatedTo href="xs:anyURI"/> *
2924   <timeScope> xs:string </timeScope>
2925   <intervalDuration> xs:string </intervalDuration>
2926   <isContinuous> xs:boolean </isContinuous>
2927   <sample timestamp="xs:dateTime" value="xs:string"/> *
2928   <minValue> xs:string </minValue> ?
2929   <maxValue> xs:string </maxValue> ?
2930   <stopTime> xs:dateTime </stopTime> ?
2931   <expiresTime> xs:dateTime </expiresTime> ?
2932   <operation rel="edit" href="xs:anyURI"/> ?
2933   <operation rel="delete" href="xs:anyURI"/> ?
2934   <xs:any>*
2935 </Meter>
```

2936 5.9.5.1 Operations

2937 This entity supports the Read, Update and Delete operations. Create is supported via the Meter
2938 Collection entity.

2939 **5.9.6 Meter Collection**

2940 A Meter Collection entity represents the collection of Meters within a Provider. This entity can be used to
 2941 locate and create Meters.

2942 **Type URI:** <http://www.dmtf.org/cimi/MeterCollection>

Attribute	Type	Description	Optionality
meters	URI[]	An array of URIs referencing the set of Meters in the Provider.	optional

2943 The following describes the serialization of the entity in both JSON and XML:

2944 **JSON media type:** application/CIMI-MeterCollection+json

2945 **JSON serialization:**

```

2946 { "uri": string,
2947   "name": string, ?
2948   "description": string, ?
2949   "created": string, ?
2950   "properties": [ "name": string, + ], ?
2951   "meters": [
2952     { "href": string }, +
2953   ], ?
2954   "operations": [
2955     { "rel": "add", "href": string }, ?
2956     { "rel": "edit", "href": string } ?
2957   ] ?
2958   ...
2959 }
```

2960 **XML media type:** application/CIMI-MeterCollection+xml

2961 **XML serialization:**

```

2962 <MeterCollection xmlns="http://www.dmtf.org/cimi">
2963   <uri> xs:anyURI </uri>
2964   <name> xs:string </name> ?
2965   <description> xs:string </description> ?
2966   <created> xs:string </created>
2967   <property name="xs:string"> xs:string </property> *
2968   <meter href="xs:anyURI"/> *
2969   <operation rel="add" href="xs:anyURI"/> ?
2970   <operation rel="edit" href="xs:anyURI"/> ?
2971   <xs:any>*
2972 </MeterCollection>
```

2973 **5.9.6.1 Operations**

2974 This entity supports the Read and Update operations.

2975 The following custom operations are also defined:

2976 • **Creating a New Meter**

2977 **/link@rel:** add

2978 This operation will create a new Meter.

2979 Input parameters: Either a reference to a Meter Template or a Meter Template itself.

2980 Output parameters: A reference to a new Meter and optionally the representation of the Meter.

2981 • **HTTP/REST Protocol**

2982 To create a new Meter a POST is sent to the "add" URI of the MeterCollection where the HTTP request
 2983 body SHALL be as described below. Note this structure allows for certain properties to be passed in "by
 2984 value" or by "reference". The definition of each property can be found in section 5.9.3.

2985 **JSON media type:** application/CIMI-MeterCreate+json

2986 **JSON serialization:**

```

2987 { "name": string,
2988   "description": string, ?
2989   "properties": [ "name": string, + ], ?
2990   "meterTemplate": { "href": string, ?
2991     "properties": [ "name": string, + ], ?
2992     "units": string, ?
2993     "sampleInterval": integer, ?
2994     "associatedTo": [
2995       { "href": string }, +
2996     ], ?
2997     "timeScope": string, ?
2998     "intervalDuration": string, ?
2999     "isContinuous": boolean, ?
3000   }
3001   ...
3002 }
```

3003 **XML media type:** application/CIMI-MeterCreate+xml

3004 **XML serialization**

```

3005 <MeterCreate>
3006   <name> xs:string </name>
3007   <description> xs:string </description> ?
3008   <property name="xs:string"> xs:string </property> *
3009   <meterTemplate href="xs:anyURI"? >
3010     <property name="xs:string"> xs:string </property> *
3011     <units> xs:string </units> ?
3012     <sampleInterval> xs:integer </sampleInterval> ?
3013     <associatedTo href="xs:anyURI"/> *
3014     <timeScope> xs:string </timeScope> ?
3015     <intervalDuration> xs:string </intervalDuration> ?
3016     <isContinuous> xs:boolean </isContinuous> ?
3017   </meterTemplate>
3018   <xs:any>*
3019 </MeterCreate>
```

3020 The serialization of some reference properties are specified such that a request MAY either include a
 3021 reference ("href") to an existing entity or to include the entity "inline" as a set of additional properties.
 3022 Requests SHALL NOT include both a reference and the inlined set of properties.

3023 Upon successful processing of the request, the HTTP response body MAY either be empty or contain a
 3024 serialization of the Meter entity.

3025 **5.9.7 Event Log**

3026 An entity that represents a registry of Events.

3027 **Type URI:** http://www.dmtf.org/cimi/EventLog

Attribute	Type	Description	Optionality															
events	URI[]	A list of references to occurred Events.	mandatory															
persistence	string	A value that indicates the persistence of the Events within the EventLog. For instance, daily, weekly, monthly or yearly. This attribute is writable .	mandatory															
summary	<p>A summary of all the events present in the EventLog when the read operation is performed, grouped per severity.</p> <p>Each summary attribute has the following sub-attributes:</p> <table border="1"> <thead> <tr> <th>Attribute</th> <th>Type</th> <th>Description</th> </tr> </thead> <tbody> <tr> <td>low</td> <td>integer</td> <td>Number of occurred Events with a low severity.</td> </tr> <tr> <td>medium</td> <td>integer</td> <td>Number of occurred Events with a medium severity.</td> </tr> <tr> <td>high</td> <td>integer</td> <td>Number of occurred Events with a high severity.</td> </tr> <tr> <td>critical</td> <td>integer</td> <td>Number of occurred Events with a critical severity.</td> </tr> </tbody> </table>		Attribute	Type	Description	low	integer	Number of occurred Events with a low severity.	medium	integer	Number of occurred Events with a medium severity.	high	integer	Number of occurred Events with a high severity.	critical	integer	Number of occurred Events with a critical severity.	mandatory
Attribute	Type	Description																
low	integer	Number of occurred Events with a low severity.																
medium	integer	Number of occurred Events with a medium severity.																
high	integer	Number of occurred Events with a high severity.																
critical	integer	Number of occurred Events with a critical severity.																

3028 The following describes the serialization of the entity in both JSON and XML:

3029 **JSON media type:** application/CIMI-EventLog+json

3030 **JSON serialization:**

```

3031 { "uri": string,
3032   "name": string, ?
3033   "description": string, ?
3034   "created": string, ?
3035   "properties": [ "name": string, + ], ?
3036   "events": [
3037     { "href": string }, +
3038   ], ?
3039   "persistence", string,
3040   "summary", {
3041     "low": number,
3042     "medium": number,
3043     "high": number,
3044     "critical": number
3045   }, ?
3046   "operations": [
3047     { "rel": "edit", "href": string }, ?
3048     { "rel": "delete", "href": string } ?
3049   ] ?
3050   ...
3051 }
```

3052 **XML media type:** application/CIMI-EventLog+xml

3053 **XML serialization:**

```

3054 <EventLog xmlns="http://www.dmtf.org/cimi">
3055   <uri> xs:anyURI </uri>
3056   <name> xs:string </name> ?
3057   <description> xs:string </description> ?
3058   <created> xs:string </created>
```

```

3059     <property name="xs:string"> xs:string </property> *
3060     <event href="xs:anyURI"/> *
3061     <persistence> xs:string </persistence>
3062     <summary>
3063         <low> xs:integer </low>
3064         <medium> xs:integer </medium>
3065         <high> xs:integer <high>
3066         <critical> xs:integer </critical>
3067     </summary>
3068     <operation rel="edit" href="xs:anyURI"/> ?
3069     <operation rel="delete" href="xs:anyURI"/> ?
3070     <xs:any>*
3071 </EventLog>
    
```

3072 **5.9.7.1 Operations**

3073 This entity supports the Read, Update and Delete operations.

3074 **5.9.8 Event Log Collection**

3075 A Event Log Collection entity represents the collection of Event Logs within a Provider. This resource can
 3076 be used to locate EventLogs.

3077 **Type URI:** <http://www.dmtf.org/cimi/EventLogCollection>

Attribute	Type	Description	Optionality
eventLogs	URI[]	An array of URIs referencing the set of Event Logs in the Provider.	optional

3078 The following describes the serialization of the entity in both JSON and XML:

3079 **JSON media type:** application/CIMI-EventLogCollection+json

3080 **JSON serialization:**

```

3081 { "uri": string,
3082   "name": string, ?
3083   "description": string, ?
3084   "created": string, ?
3085   "properties": [ "name": string, + ], ?
3086   "eventLogs": [
3087     { "href": string }, +
3088   ], ?
3089   "operations": [
3090     { "rel": "edit", "href": string } ?
3091   ] ?
3092   ...
3093 }
    
```

3094 **XML media type:** application/CIMI-EventLogCollection+xml

3095 **XML serialization:**

```

3096 <EventLogCollection xmlns="http://www.dmtf.org/cimi">
3097   <uri> xs:anyURI </uri>
3098   <name> xs:string </name> ?
3099   <description> xs:string </description> ?
3100   <created> xs:string </created>
3101   <property name="xs:string"> xs:string </property> *
3102   <eventLog href="xs:anyURI"/> *
3103   <operation rel="edit" href="xs:anyURI"/> ?
3104   <xs:any>*
    
```

3105 `</EventLogCollection>`

3106 5.9.8.1 Operations

3107 This entity supports the Read and Update operations.

3108 5.9.9 Event

3109 An entity that represents the notification of an event within the managed infrastructure. Some examples of
3110 Events may be:

- 3111 • Machine X has been rebooted by guest OS
- 3112 • Machine X is not responding to platform services
- 3113 • A new vCPU has been added to machine X following defined elasticity rules

3114 The scope of the Event concept is any kind of information that the Provider is able to track within its
3115 infrastructure and that can constitute useful information for the consumer. Possible examples, but not
3116 limited to, are errors and inconveniences that occur in the (virtual) resources assigned to consumers,
3117 some provider initiated actions such as maintenance tasks, etc.

3118 **Type URI:** <http://www.dmtf.org/cimi/Event>

Attribute	Type	Description	Optionality
eventTime	dateTimeUTC	The time and date of creation of the Event. This attribute is immutable .	mandatory
type	string	A value that indicates the kind of Event (informational, error, alarm, etc.). This attribute is read-only .	mandatory
severity	string	A value indicating the Event severity. Possible values are: critical, high, medium or low. This attribute is read-only .	mandatory
resource	URI	The identifier of the resource the Event refers to (machine, network, volume, etc.). This attribute is immutable .	mandatory
contact	string	An optional identifier that references a contact point to solve the problem (helpdesk, technical staff, etc.). This attribute is read-only .	optional
correlatedEvents	URI[]	A list of Event identifiers whose notifications are correlated with (related to) this one.	optional

3119 The following describes the serialization of the entity in both JSON and XML:

3120 **JSON media type:** application/CIMI-Event+json

3121 **JSON serialization:**

```
3122 { "uri": string,
3123   "name": string, ?
3124   "description": string, ?
3125   "created": string, ?
3126   "properties": [ "name": string, + ], ?
```

```

3127     "eventTime": string,
3128     "type": string,
3129     "severity": string,
3130     "resource": { "href": string },
3131     "contact": string, ?
3132     "correlatedEvents": [
3133       { "href": string }, +
3134     ], ?
3135     "operations": [
3136       { "rel": "edit", "href": string }, ?
3137       { "rel": "delete", "href": string } ?
3138     ] ?
3139     ...
3140   }

```

3141 **XML media type:** application/CIMI-Event+xml

3142 **XML serialization:**

```

3143 <Event xmlns="http://www.dmtf.org/cimi">
3144   <uri> xs:anyURI </uri>
3145   <name> xs:string </name> ?
3146   <description> xs:string </description> ?
3147   <created> xs:string </created>
3148   <property name="xs:string"> xs:string </property> *
3149   <eventTime> xs:dateTime </eventTime>
3150   <type> xs:string </type>
3151   <severity> xs:string </severity>
3152   <resource href="xs:anyURI"/>
3153   <contact> xs:string </contact> ?
3154   <correlatedEvent href="xs:anyURI"/> *
3155   <operation rel="edit" href="xs:anyURI"/> ?
3156   <operation rel="delete" href="xs:anyURI"/> ?
3157   <xs:any>*
3158 </Event>

```

3159 **5.9.9.1 Operations**

3160 This entity supports the Read, Update and Delete operations.

3161 **5.9.10 Event Collection**

3162 An Event Collection entity represents the collection of Events within a Provider. This entity can be used to
 3163 locate Events.

3164 **Type URI:** http://www.dmtf.org/cimi/EventCollection

Attribute	Type	Description	Optionality
events	URI[]	An array of URIs referencing the set of Events in the Provider.	optional

3165 The following describes the serialization of the entity in both JSON and XML:

3166 **JSON media type:** application/CIMI-EventCollection+json

3167 **JSON serialization:**

```

3168 { "uri": string,
3169   "name": string, ?
3170   "description": string, ?
3171   "created": string, ?
3172   "properties": [ "name": string, + ], ?

```

```

3173     "events": [
3174         { "href": string }, +
3175     ], ?
3176     "operations": [
3177         { "rel": "edit", "href": string } ?
3178     ] ?
3179     ...
3180 }

```

3181 **XML media type:** application/CIMI-EventCollection+xml

3182 **XML serialization:**

```

3183 <EventCollection xmlns="http://www.dmtf.org/cimi">
3184   <uri> xs:anyURI </uri>
3185   <name> xs:string </name> ?
3186   <description> xs:string </description> ?
3187   <created> xs:string </created>
3188   <property name="xs:string"> xs:string </property> *
3189   <event href="xs:anyURI"/> *
3190   <operation rel="edit" href="xs:anyURI"/> ?
3191   <xs:any>*
3192 </EventCollection>

```

3193 5.9.10.1 Operations

3194 This entity supports the Read and Update operations.

3195 6 Scenarios

3196 6.1 Initial Scenario

3197 The following scenarios serves as an initial starting point:

3198 A cloud consumer has a machine (e.g. a machine image plus some configuration information) that
3199 she wants to run on virtual resources provided by a cloud. The image for this machine already
3200 exists within the cloud infrastructure. Using that image, she requests the cloud to create a
3201 Machine instance. The request may specify configurable options, such as the number of virtual
3202 CPUs, memory size, disk size, etc. The provider will provision the required resources and deploy
3203 the Machine. The consumer may start and stop the Machine.

3204 This scenario is composed of the following use cases from the “Scoping Framework for Cloud
3205 Management Models and Protocol Requirements” document [ref needed]. Note that all statements to the
3206 effect of “he/she does foo” should be construed as expanding to “he/she causes some piece of
3207 consumer-side software to do foo”.

3208 6.1.1 Create and deploy a Machine using a Provider created Machine Template

3209 Steps to create a machine using an existing Machine Template:

- 3210 1. Consumer makes a request to list all machine templates from the Provider.
- 3211 2. The Provider gives the Consumer a list of machine templates that the Consumer has access to.
- 3212 3. The Consumer browses the Machine Templates and gets details of each template. The details of
3213 the template contains the following information:
 - 3214 a. name of the template

- 3215 b. a textual description of the template – this could include information such as operating
3216 system of the machine image that the template references
- 3217 c. a unique reference to the template
- 3218 d. the hardware profile or configuration referenced by the template such as # of CPUs,
3219 assigned disk capacity, and networks that the machine is configured to connect to
- 3220 e. the name of the image that the template references - this could be the guest operating
3221 system and could include names of applications that may be built into the image by the
3222 Provider
- 3223 4. Consumer selects the template of interest and makes a request to the Provider to create the
3224 machine by providing the following information
 - 3225 a. desired name of the machine
 - 3226 b. some description text for the machine
 - 3227 c. reference to the selected Machine Template
- 3228 5. If the template indicates that the Consumer must provide specialization information such as
3229 administrator password, licensing keys etc, the Consumer supplies the information
- 3230 6. The Provider accepts the request and provides a Job id to the Consumer. The Provider creates
3231 the Machine and deploys it to the Consumer's cloud.
- 3232 7. The Consumer can use the Job id to track progress of the machine creation.
- 3233 8. Once the Job status shows Job as being completed successfully, the Consumer can start using
3234 the Machine. If the Consumer issues a Machine list query for his/her cloud, the created Machine
3235 is returned in the list.

3236 **6.1.2 Create a Machine by passing a Machine Template by value**

3237 Instead of creating and persisting a MachineTemplate, the Consumer may pass a MachineTemplate by
3238 value. The MachineTemplate may contain, for example:

- 3239 a. reference to a Machine Configuration
- 3240 b. reference to a Machine Image
- 3241 c. reference to a Machine Admin entity
- 3242 d. reference to a Volume Template / Volume Configuration + Volume Image
- 3243 e. reference to a Network Template / Network Configuration

3244 **6.1.3 Create a Machine using a Consumer created Machine Template**

3245 Steps to create a Machine from a Machine Template that has been created by the Consumer:

- 3246 1. Create and save a Machine Template. See the scenarios for creating a Machine Template.
- 3247 2. Create a Machine by passing a reference to a Machine Template.

3248 **6.1.4 Create a Machine Template by specifying individual components**

3249 Consumer can create their own machine templates by browsing available resources. The steps are:

- 3250 1. Consumer chooses the components for the Machine Template, such as:
- 3251 a. a Machine Configuration
- 3252 b. a Machine Image
- 3253 c. a Machine Admin
- 3254 d. a Volume Template / Volume Configuration + Volume Image
- 3255 e. a Network Template / Network Configuration
- 3256 2. Consumer makes a request to create a Machine Template by building a MachineTemplate that
- 3257 contains references to above chosen components. If a Consumer does not specify some
- 3258 components, the Provider can return an error or use default values.
- 3259 3. The Provider validates that required components are present and creates the Machine Template.
- 3260 The Provider informs the Consumer of the location of the Machine Template. If the Consumer
- 3261 makes a request to browse Consumer created Machine Templates, this new template appears in
- 3262 the list.

3263 **6.1.5 Create a Machine Template from a template file**

- 3264 1. Consumer starts the create template process. He passes a reference to a file that contains
- 3265 metadata for creating a Machine Template.
- 3266 2. Provider accepts the request and provides a Job id to the Consumer.
- 3267 3. The Provider parses the template file, validates it and creates the template. If required
- 3268 components are not present, the Provider can return an error or use default values.
- 3269 4. The Provider informs the Consumer of the location of the template. If the Consumer makes a
- 3270 request to browse Consumer created Machine Templates, this new template appears in the list.

3271 **6.1.6 Control System State (CMWG065)**

3272 Our consumer controls the state of her Machine by updating the `status` attribute of the entity

3273 corresponding to that Machine. For example, updating the value to STOPPED would stop the Machine.

3274 **6.2 Machine Image Scenarios**

3275 **6.2.1 Create new Machine Image from an image file**

- 3276 1. Consumer starts the create Machine Image process. She passes a reference to the image file
- 3277 (e.g. an OVF file).
- 3278 2. Provider accepts the request, validates the request, creates the Machine Image and saves it to
- 3279 the Consumer's cloud.
- 3280 3. If the Consumer makes a request to browse Consumer created Machine Images, this new image
- 3281 appears in the list.

3282 **6.2.2 Create new Machine Image from Machine instance**

- 3283 1. Consumer selects a Machine instance from his Machine list
- 3284 2. Consumer requests to make an image of the selected Machine instance by providing a name and
- 3285 a location to save the image to.

- 3286 3. Provider accepts the request and creates the machine image and saves it to the location provided
 3287 by the Consumer
- 3288 4. If the Consumer makes a request to browse Consumer created machine images, this new image
 3289 appears in the list

3290 **6.3 System Scenario**

3291 The following scenario serves to illustrate the creation of a System as a composite of Machines, Volumes,
 3292 and Networks:

3293 A cloud consumer has a system template (e.g., machine, machine image, network, storage) that
 3294 it wants to run on virtual resources provided by a cloud. It will upload the template and request
 3295 the cloud to deploy it. The request may specify configurable options, such as the number of
 3296 virtual system targets. The provider will provision the required resources and deploy the template.
 3297 The provisioned resources will be monitored and data made available to the cloud consumer. The
 3298 consumer may start, modify, and stop the system. The consumer will terminate its use when it is
 3299 complete.

3300 **6.3.1 List System Templates (CMWG010)**

3301 Since our cloud consumer is smart/lazy, the first thing she does is to verify that the System she wants to
 3302 deploy does not already have an existing template in her target Site. By performing a `Read` operation on
 3303 her target Site, our consumer obtains a list of references to the System Templates. Subsequent `Read`
 3304 operations on the referenced System Templates allows our consumer to browse the available System
 3305 Templates, and, via their `name` and `description` attributes, determine if her template is among them.

3306 **6.3.2 Create System Template**

3307 Having ascertained that a template of her desired System does not already exist within her target site, our
 3308 consumer creates a System Template by posting a System Template to the System Template Collection.

3309 **6.3.3 Create and Deploy a System to a Site Using a System Template** 3310 **(CMWG017/CMWG035)**

3311 Once her template is created, our consumer creates her System via that entity's `Create` operation using a
 3312 reference to the recently created System Template. This action recursively creates Machines, Volumes,
 3313 and Networks (along with their interrelationships) for every Machine Template, Volume Template, and
 3314 Network Templates contained by the System Template.

3315 Our consumer monitors the progress of the `Create` operation by using the `Read` operation to poll `state`
 3316 attribute of the newly created System and/or, optionally, using the `Read` operation to poll an associated
 3317 `Job` entity.

3318 **6.3.4 Get Monitoring Information (CMWG066)**

3319 Our consumer monitors her System and its constituent Machines, Volumes, and Networks by `Reading` the
 3320 appropriate entity.

3321 **6.3.5 Control System State (CMWG065)**

3322 Our consumer controls the state of her System by `Updating` the `status` attribute of the entity
 3323 corresponding to that System. For example, updating the value to `STOPPED` would stop the System.
 3324 This action recursively updates the `status` attributes of all Machines contained within her system, with
 3325 corresponding effects on the operational state of those machines. Individual Machines can be controlled
 3326 in a similar fashion.

3327 **6.3.6 Remove System from a Site (CMWG051)**

3328 When our consumer is finished with her System, she removes it by invoking the `Delete` operation on the
3329 entity corresponding to that System. This action recursively removes the Machines, Volumes, and
3330 Networks contained within her system. The removal of Volumes and Networks would obviously be
3331 contingent on whether or not these entities were shared by other, active Machines.

3332 **7 Security**

3333 This specification considers two separate but related security domains. The first domain, API-level
3334 security, concerns the protection of the entities modeled by this specification. For example, insuring that
3335 unauthorized users are not allowed to alter a Machine instance. The second domain, resource-level
3336 security, deals with the protection of the underlying resources represented by these entities. For example,
3337 insuring that unauthorized users cannot login to the Linux instance corresponding to that Machine.

3338 **7.1 API Level Security**

3339 **7.1.1 Authentication**

3340 Except in cases where the access control policy allows for anonymous requests, the Provider SHALL
3341 authenticate all request messages and determine the identity of theConsumer. The techniques used to
3342 authenticate messages are outside the scope of this specification.

3343 Protocol bindings of the CIMI Model specification are encouraged to include requirements for the most
3344 common authentication mechanisms applicable to that protocol (e.g. the use of BasicAuth for protocols
3345 using HTTP).

3346 **7.1.2 Message Integrity**

3347 Messages exchanged between the Consumer and the Provider SHOULD have message integrity
3348 protections applied. The mechanisms used to provide message integrity are outside the scope of this
3349 specification.

3350 Protocol bindings of the CIMI Model specification are encouraged to include requirements for the most
3351 common integrity mechanisms applicable to that protocol (e.g. the use of TLS for protocols using HTTP).

3352 **7.1.3 Message Confidentiality**

3353 Messages exchanged between the Consumer and the Provider MAY have message confidentiality
3354 protections applied. The mechanisms used to provide message confidentiality are outside the scope of
3355 this specification.

3356 **7.1.4 Authorization**

3357 The Provider SHOULD process messages only if authorized by access control policy, which may
3358 reference the Consumer's identity, the message type and content, and other contextual information when
3359 making this decision. The language in which this access control policy is expressed as well as the
3360 process by which these authorization decisions are made are outside the scope of this specification.

3361 **7.1.5 Multi-Tenancy**

3362 In cases where a Provider uses multi-tenancy to support a set of Consumers, the operations in this
3363 specification are modeled under the assumption that each Consumer's view of the system (i.e. which
3364 entities are visible, discoverable, and accessible) is scoped to those entities provisioned for or created by
3365 that Consumer. To the Consumer it appears that the Provider is implementing a sole-use instance of the

3366 CIMI API (albeit one who's non-functional characteristics may be influenced the actions of invisible co-
3367 Consumers).

3368 **7.2 Resource Level Credentials**

3369 This specification intentionally avoids constraining the type, nature, or operation of the resources
3370 represented by the entities that it defines. It is therefore outside the scope of this specification to define
3371 the mechanism(s) used to access the resource represented by the Machine entity. There is, however, an
3372 integration point between this specification and such mechanisms, namely the management of the
3373 credentials (user names, passwords, keys, etc.) used to provision such access. This information is
3374 encapsulated by the Machine Admin entity (described in Section 0).

3375

Annex A (informative) – Change Log

3376

Version	Date	Who	What
0.0.1	10/15/10	Gil, Jack	Initial Draft
0.0.2	10/19/10	Jack	Adding the attribute descriptions and high level operational descriptions on the entities
0.0.3	10/29/10	Gil	Add section on the “Initial Scenario” and the mapping of its required use cases to our model.
0.0.4	11/15/10	Gil	Removed ‘definition’ attribute from System Template, Machine Template, Volume Template, and Network Template (per 912). Added “networkInterfaces” attribute to Machine with sub-properties that define IP address – added “protocol”, “subnet_mask”, “default_gateway” and “dns_servers to Network entity (per 910). Removed inline issues and created issues 928 , 929 , and 930 .
0.0.5	11/17/10	Gil	Change “Cloud Site” to “Site per 882 . Added Job entity and removed ‘progress’ attributes per 911 . Added structure to Machine/disks and Machine/volumes per 915 .
0.0.6	12/01/10	Gil	Removed “jobs” attributes from System and System Template to complete 911 . Added “capacity” and “format”, removed “type” from Machine/volumes to complete 915 .
0.0.7	12/10/10	Gil	Added Image entity to resolve 935 . Added new initial scenario to resolve 994 .
0.0.8	12/15/10	Gil	Removed “os” attribute from Machine Template to resolve 1032 . Added quantity/units sub-properties to describe memory and disk sizes and capacities for Machines and Machine Templates to resolve 1009 . Removed “based_on” attribute from System, Machine, Volume, and Network to resolve 1001 . Removed all template property descriptions to the effect that “changes to [this attribute] should correspondingly evaluate the [objects] that have been instantiated based on this [object template]” to resolve 1005 .
0.0.9	01/05/11	Gil	Add Update operation to all entities as resolution to 1003 . Change “Image” entity to “Machine Image” and updated description to resolve 1026 . Fixed some capitalization and terminology inconsistencies.
0.0.10	01/18/11	Gil	Add Provider entity as resolution to 1043 . Change “params” attribute to “properties” in all entities with that attribute – resolves 1002 .
0.0.11	01/19/11	Gil	Move “format” attribute from the Machine-Volume connection to Volume itself and remove “capacity” attribute from the Machine-Volume connection to resolve 956 . Add “properties” attribute to all entities that lacked it as completion of 1002 . Add “Read” operation to all entities that lacked it; homogenize the description of the “Read” operation across all entities - 1049
0.0.12	01/26/11	Gil	Further edits to tweak the resolution for 1043 .

0.0.13	02/02/11	Gil	Added “Create new Machine Image from existing Machine” scenario as per the decision of the WG on 02/02/2011.
0.0.14	02/09/11	Gil	Added “job_time” property to Provider entity as resolution of 1038 . Renamed Machine Template to Machine Configuration and created a new Machine Template entity that reflects the resolution of 1045 .
0.0.15	02/21/11	Gil	Added definition of “Template” as resolution of 1063 . Changed definitions of Machine Configuration and Machine image as resolution of 1069 . Updated UML diagram to remove all relationships that weren’t explicitly defined as attributes of the relevant entities.
0.0.16	03/07/11	Gil	Add additional text to description of Template in section 3.2 to resolve 1044 . Add column to all entity tables to describe attribute data types to resolve 1073 . Changed the ‘templates’ attribute of Site to ‘systemtemplates’ to resolve 1075 . Changed the description of Machine Configuration to resolve 1079 .
0.0.17	03/22/11	Gil	Change attributes on Job entity to resolve 1080 . Added “guestInterface” attribute to Machine Configuration, Machine, Volume Template, and Volume to resolve 1083 . Changed description of the operations on Machine Configuration to resolve 1084 . Moved “hostname” attribute of Machine to a sub-property of the “networkinterface” to resolve 1087 . Added “volumes” and “volumetemplates” attributes to Provider entity to resolve 1089 . Removed “state” attributes from System Template and Machine Template to resolve 1093 .
0.0.18	03/23/11	Gil	Add constraint on relative URIs to heading of Section 4.2, “Attributes”, to resolve 1100 . Add “volume” sub-attribute to “volumes” attribute of Machine to resolve 1110 . Applied consistent camelCased naming to resolve 1111 . Added definitions for “immutable/mutable” and “writable/read-only” to heading of Section 4.2, “Attributes”; revised all mentions of immutable and mutable to agree with these definitions to resolve 1126 .
0.0.19	03/30/11	Gil	Add table that defines attributes common to all entities and remove those same attributes from the entity tables to resolve 1094 . Add Volume Configuration and Volume Image entities to resolve 1096 .
0.0.20	04/06/11	Gil	Add sub-section that describes unit attributes in both base-10 and base-2 (e.g. kilobyte, kibibyte), change memory units to base-2 names (e.g. kibibyte, mebibyte), change unit designators to singular, add reference to IEC 80000-13:2008 – all to resolve 1101 .
0.0.21	04/13/11	Doug	Renamed title of section 4.2 per 1153 . Expanded the text for the create operation of a System per 999 . Added the delete operation to the list of ops for Network per 1011 . Converted all pointers to URIs instead of the name of the type its points to per 1129 .
0.0.22	04/20/11	Doug	Added section 4.2.1 per 1113 and 1115 . Modified the definition of Site.Create per 1132 . Modified Site description per 1133 . Moved ‘bootable’ from volume Config to Volume Image per 1137 . Removed ‘local’ from Volume and Volume Config per 1138 . Modified definition of Volume per 1139 . Removed ‘autoDelete’ from Volume per 1140 .
0.0.23	04/27/11	Gil	Changed description of unit values in Section 4.2.2.1 to resolve

			1157 . Change places where “mutable” is meant as “writeable” to use “writeable”; add Update operation to Provider entity to resolve 1158 .
0.0.24	05/11/11	Gil	Added Machine Admin entity to resolve 1164 . Added text describing the requirements on when a Job entity is created to resolve 1166 .
0.0.25	05/25/11	Gil	Added new Section 4.2 describing the facilities for retrieving metadata about the entities, added “Entity Metadata” to UML diagram, added “Type URI” to each entity type - to resolve 1135 . Changed description of VolumeConfiguration:format and removed Volume:format to resolve 1136 .
0.0.26	06/01/11	Gil	Added volumes and volumeTemplates attributes to the Machine Templates entity to resolved 1155 . Changed description of Provider entity to resolve 1174 . Chaged the description of the SystemTemplate.Update operation to resolve 1175 . Added Section 6 “Security” (plus relevant definitions) to resolve 1178 .
0.0.27	06/07/11	Gil	Merged Site and Provider entities into new Cloud Entry Point entity to resolve 1192 and 1196 . Added operations and options to Machine and Machine template to resolve 1204 . Replaced “Create and deploy a Machine using a Provider created Machine Template” scenario and added “Create a Machine by passing a Machine Template by value”, and “Create a Machine using a User created Machine Template” to resolve 1205 . Added “Create a Machine Template by specifying individual components” and “Create a Machine Template from a template file” scenarios to resolve 1206 . Added “Create new Machine Image from an image file” and “Create new Machine Image from Machine instance” scenarios to resolve 1207 .
0.0.28	06/09/2011	Gil	Added ‘MeterTemplate’ and ‘Meter’ entities and references to resolve 908 . Added Event and EventLog entities and references to resolve 909 . Added ‘Cancel’ operation and ‘isCancellable’ attribute to the Job entity to resolve 1012 . Added terminology definition for “Configuration” to resolve 1191 .
0.0.29	06/20/2011	Gil	Removed “Role in Use Cases” rows from entity tables to resolve 1223 . Fixed miscellaneous typos and miscapitalizations to resolve 1226 .
0.0.30	07/28/2011	Gil, Doug	Merged CM model and HTTP protocol documents. Added definitions of “Consumer” and “Provider” to Section 3, “Terms and Definitions”; made various changes to use these terms consistently throughout the document to resolve 1180 . Fix serializations to resolve 1219 . Added support for partial updates to resolve 1154 . Fixed the CloudEntryPoint to point to the Collection entities to resolve 1238 . Tweaked the uri field of EntityMetadata to resolve 1254 . Added resolution of 1171 from HTTP protocol doc. Changed Network Template and Network entities, added VSP Template, VSP Configuration, and VSP to resolve 1010 , 1085 , 1086 , and 1088 .
0.0.31	08/01/2011	Doug	Removed text that duplicates the HTTP spec to resolve 1193 .
0.0.32	08/22/2011	Doug	Added ../xs:any* to show explicit extensibility points to resolve 1271 . Added section 4.1.10 (Serialization of Array) and s*/+/g on array children to resolve 1270 .
0.0.33	08/24/2011	Doug	Used CIMI and Cloud Infrastructure Management Interface where

			appropriate. Added section 5.1 which points to the CIMI-CIM and CIMI-RNG docs. Add WIP front-matter.
0.0.34	08/28/2011	Doug	s/The follow describes/The following describes/. Fixed the heading style on the "Entities" section - it lost its style at some point. Added the serialization headers for the EntityMetadata JSON/XML - to match the other entities in the model. s/Entity/EntityMetadata/ in the XML to match the entity type and be more descriptive.
0.0.35	08/31/2011	Gil/Doug	Re-factor ER diagram into separate sub-diagrams and re-organize sections around these diagrams. Changed title of doc and added resolution of issue 1310 .

3377

Bibliography

- 3378 **DMTF DSP-ISO102**, Distributed Management Task Force, Inc., *Architecture for Managing Clouds White*
3379 *Paper 1.0*, http://dmf.org/sites/default/files/standards/documents/DSP-ISO102_1.0.0.pdf
- 3380 **DMTF DSP-ISO103**, Distributed Management Task Force, Inc., *Use Cases and Interactions for Managing*
3381 *Clouds 1.0.0*, http://www.dmf.org/sites/default/files/standards/documents/DSP-ISO103_1.0.0.pdf
- 3382 **DMTF DSP-ISXXXX**, Distributed Management Task Force, Inc., *Scoping Framework for Cloud*
3383 *Management Models and Protocol Requirements 0.1.5*,
3384 [http://members.dmf.org/apps/org/workgroup/cmwg/download.php/56339/Cloud%20Management%20Fra](http://members.dmf.org/apps/org/workgroup/cmwg/download.php/56339/Cloud%20Management%20Framework_v015.doc)
3385 [mework_v015.doc](http://members.dmf.org/apps/org/workgroup/cmwg/download.php/56339/Cloud%20Management%20Framework_v015.doc)