



Document Number: DSP0262

Version: 1.0.0c

Date: 2014-01-10

Cloud Audit Data Federation (CADF) - Data Format and Interface Definitions Specification

Information for Work-in-Progress version:

IMPORTANT: This document is not a standard. It does not necessarily reflect the views of the DMTF or all of its members. Because this document is a Work in Progress, it may still change, perhaps profoundly. This document is available for public review and comment until the stated expiration date.

It expires on: 2014-03-31

Provide any comments through the DMTF Feedback Portal:

<http://www.dmtf.org/standards/feedback>

Document Type: DMTF Specification

Document Status: Work In Progress

Document Language: en-US

23 Copyright Notice

24 Copyright © 2012, 2014 Distributed Management Task Force, Inc. (DMTF). All rights reserved.

25

26 DMTF is a not-for-profit association of industry members dedicated to promoting enterprise and systems
27 management and interoperability. Members and non-members may reproduce DMTF specifications and documents
28 for uses consistent with this purpose, provided that correct attribution is given. As DMTF specifications may be
29 revised from time to time, the particular version and release date should always be noted.

30 Implementation of certain elements of this standard or proposed standard may be subject to third party patent
31 rights, including provisional patent rights (herein "patent rights"). DMTF makes no representations to users of the
32 standard as to the existence of such rights, and is not responsible to recognize, disclose, or identify any or all such
33 third party patent right, owners or claimants, nor for any incomplete or inaccurate identification or disclosure of such
34 rights, owners or claimants. DMTF shall have no liability to any party, in any manner or circumstance, under any
35 legal theory whatsoever, for failure to recognize, disclose, or identify any such third party patent rights, or for such
36 party's reliance on the standard or incorporation thereof in its product, protocols or testing procedures. DMTF shall
37 have no liability to any party implementing such standard, whether such implementation is foreseeable or not, nor to
38 any patent owner or claimant, and shall have no liability or responsibility for costs or losses incurred if a standard is
39 withdrawn or modified after publication, and shall be indemnified and held harmless by any party implementing the
40 standard from any and all claims of infringement by a patent owner for such implementations.

41 For information about patents held by third-parties which have notified the DMTF that, in their opinion, such patent
42 may relate to or impact implementations of DMTF standards, visit:
43 <http://www.dmtf.org/about/policies/disclosures.php>.

Contents

45 Foreword.....9

46 Acknowledgements.....9

47 Introduction10

48 Document versioning scheme10

49 Cloud auditing data federation use cases10

50 Auditing cloud applications independently of provider.....10

51 Auditing hybrid cloud applications11

52 Granular use cases.....12

53 1 Scope and goals13

54 1.1 Scope13

55 1.2 Goals13

56 1.2.1 Audit data integrity and security14

57 1.2.2 Audit data set sizes and performance14

58 1.2.3 Extensibility.....14

59 1.2.4 Use cases and examples14

60 1.3 Out of scope15

61 1.3.1 Translation.....15

62 1.3.2 Security policies15

63 1.3.3 Forensic information15

64 1.3.4 Debug information15

65 1.3.5 Configuration data16

66 1.3.6 Audit event alerting.....16

67 2 Normative references16

68 3 Terms and definitions17

69 3.1 Interface definitions21

70 3.2 Interaction model22

71 3.3 Document versioning scheme22

72 4 CADF Event Model22

73 4.1 Basic concepts22

74 4.1.1 Resource22

75 4.1.2 Actual Event, Event Record, CADF Event Record.....23

76 4.2 Required model components23

77 4.2.1 Basic conceptual event model.....24

78 4.2.2 The OBSERVER perspective.....24

79 4.2.3 Notes25

80 4.3 Conditional model components25

81 4.3.1 MEASUREMENT25

82 4.3.2 REASON25

83 4.3.3 Basic conceptual event model with optional components.....25

84 4.4 Optional components26

85 4.4.1 Reporters and the Reporter chain26

86 4.5 Types of CADF Events.....28

87 4.5.1 Valid EventType values.....28

88 4.5.2 EventType Requirements.....29

89 4.6 Refinement of Event semantics based upon the selected EventType value29

90 4.6.1 Resource classification.....31

91 4.7 Mapping typical events to CADF Event Model.....31

92 4.7.1 General approach.....31

93 4.7.2 Use case 1: Auditing access to a controlled resource32

94 4.7.3 Use case 2: Periodic monitoring resource status.....34

95 4.7.4 Use case 3: Aggregation of resource status into an audit event.....36

96	4.7.5	Use case 4: Auditing compliance of resource monitors	38
97	4.7.6	Use case 5: Auditing controlled resource accesses	40
98	5	Data model and schema conventions	42
99	5.1	Namespace URIs and alias conventions	42
100	5.1.1	Namespace URIs	42
101	5.1.2	Namespace aliases	43
102	5.2	Namespaces and namespace aliases	43
103	5.2.1	Requirements	43
104	5.2.2	XML usage example.....	44
105	5.2.3	JSON usage example	44
106	5.3	Reserved Namespace URIs and aliases for RESOURCES in the CADF Event Model	45
107	5.4	Entity naming conventions	46
108	5.4.1	Requirements	46
109	5.4.2	XML naming requirements	46
110	5.5	Property constraints	46
111	5.5.1	"Required" constraint:.....	46
112	5.6	Format-specific representations	47
113	5.6.1	Entity Type URIs	47
114	5.6.2	Language identification	48
115	5.6.3	Rules for XML and JSON format representation.....	49
116	6	CADF Entities and data types.....	50
117	6.1	Extensibility mechanisms	50
118	6.1.1	Attachments.....	51
119	6.1.2	Derivation	51
120	6.1.3	Tags.....	52
121	6.2	Basic data types	52
122	6.2.1	General requirements.....	52
123	6.2.2	boolean.....	52
124	6.2.3	integer.....	52
125	6.2.4	double.....	52
126	6.2.5	string.....	52
127	6.2.6	duration.....	52
128	6.2.7	URI	53
129	6.2.8	Basic type translation to JSON from XML.....	53
130	6.3	CADF basic data types.....	53
131	6.3.1	Identifier type	53
132	6.3.2	Path type	56
133	6.3.3	Tag type.....	59
134	6.3.4	Timestamp type.....	60
135	6.4	Composition of data types in CADF	63
136	6.4.1	Array Syntax	63
137	6.4.2	Map type.....	65
138	6.5	CADF complex data types.....	66
139	6.5.1	Attachment type	67
140	6.5.2	Credential type	69
141	6.5.3	Endpoint type	71
142	6.5.4	Eventset type.....	72
143	6.5.5	Geolocation type	75
144	6.5.6	Host type	83
145	6.5.7	Metric and measurement types.....	84
146	6.5.8	Reason type	88
147	6.5.9	Reporterstep type.....	91
148	6.5.10	Resource type	93
149	6.5.11	Resultset type.....	96
150	6.6	CADF Entities.....	99
151	6.6.1	Event (data) type	99

152 6.6.2 Log type 110

153 6.6.3 Report type 114

154 7 CADF Interfaces 117

155 7.1 CADF Query Interface 117

156 7.1.1 Design Notes 117

157 7.1.2 Requirements 117

158 7.1.3 CADF Query Syntax 117

159 7.1.4 CADF Query Syntax subset 117

160 7.1.5 Semantics of path values in filters 119

161 7.1.6 Limiting query results using Pagination 121

162 7.1.7 Case sensitivity 124

163 7.1.8 Examples using the CADF Query Syntax 125

164 8 CADF entity signing 127

165 9 CADF profiles 127

166 9.1 Requirements 127

167 10 Future considerations 128

168 ANNEX A CADF Event Model component classification 129

169 A.1 General use of the reserved classification value "unknown" 129

170 A.1.1 Requirements 129

171 A.2 CADF Resource Taxonomy 129

172 A.2.1 Model description 129

173 A.2.2 Notes on mapping to the resource taxonomy 129

174 A.2.3 Taxonomy URI 130

175 A.2.4 Requirements 130

176 A.2.5 Hierarchical resource classification tree 130

177 A.2.6 Logical resource classification tree 131

178 A.2.7 Storage subtree classifications 132

179 A.2.8 Compute subtree classifications 133

180 A.2.9 Network subtree classifications 134

181 A.2.10 Service subtree classifications 134

182 A.2.11 Data (objects) subtree classifications 136

183 A.2.12 Security (data objects) subtree classifications 137

184 A.2.13 Database (data object) subtree classifications 138

185 A.2.14 Using the resource taxonomy 139

186 A.3 CADF Action Taxonomy 140

187 A.3.1 Model description 140

188 A.3.2 Notes on mapping to the action taxonomy 140

189 A.3.3 Taxonomy URI 140

190 A.3.4 Requirements 140

191 A.3.5 Hierarchical action classification 141

192 A.3.6 Taxonomy extension 143

193 A.3.7 Using the Action Taxonomy 143

194 A.4 CADF Outcome Taxonomy 143

195 A.4.1 Design considerations 144

196 A.4.2 Taxonomy URI 144

197 A.4.3 Requirements 144

198 A.4.4 Hierarchical action classification 144

199 A.4.5 Taxonomy values 145

200 A.4.6 Requirements 145

201 A.4.7 Using the Outcome Taxonomy 145

202 A.4.8 Considerations when using "unknown" or "pending" values for action classification 146

203 A.5 Treatment of INITIATOR, TARGET, and OBSERVER 146

204 A.5.1 Overview 146

205 A.5.2 Treatment of INITIATOR 146

206 A.5.3 Treatment of TARGET147

207 A.5.4 Treatment of OBSERVER147

208 A.6 Using the CADF Taxonomies to create CADF Event Records148

209 A.6.1 General rules148

210 A.6.2 Example: Account creation148

211 A.6.3 Example: User authentication149

212 ANNEX B Best practices151

213 B.1 Treatment of “extra” contextual event data151

214 B.1.1 Use case: Debug Information151

215 B.2 Treatment of timestamps in CADF Event Records151

216 B.2.1 Filling in Timestamps152

217 B.2.2 Handling Activities with Duration153

218 B.3 Handling Complex Events153

219 B.3.1 Resource Context154

220 B.3.2 Multi-Target Events155

221 B.3.3 Multiple Affected Targets157

222 B.3.4 Request-Response Events157

223 B.3.5 Action-Reaction Events158

224 B.3.6 Correlated Events159

225 ANNEX C Mapping DMTF CIM Indications to CADF Event Record161

226 C.1 Informative References:161

227 ANNEX D Mapping DMTF CIMI Events to CADF Event Records162

228 D.1 Recommended mapping rules162

229 D.1.1 cadf:event.id162

230 D.1.2 cadf:event.eventType162

231 D.1.3 cadf:event.eventTime162

232 D.1.4 cadf:event.action162

233 D.1.5 cadf:event.outcome163

234 D.1.6 cadf:event.initiator163

235 D.1.7 cadf:event.target163

236 D.1.8 cadf:event.severity163

237 D.1.9 cadf:event.measurements163

238 D.1.10 cadf:event.attachments164

239 D.2 Informative References164

240 ANNEX E Mapping CADF Query Syntax to XML and JSON165

241 E.1 XML mapping examples165

242 E.1.1 Sample event data set used for all examples165

243 E.1.2 Resource create query166

244 E.1.3 Resource creation failure query168

245 E.1.4 Reporter time query168

246 E.1.5 Time range query168

247 E.1.6 Pagination query168

248 E.2 JSON mapping examples169

249 E.2.1 Resource create query169

250 E.2.2 Pagination query170

251 ANNEX F Examples of the CADF Query Interface over HTTP171

252 F.1.1 Create events query over HTTP171

253 ANNEX G (informative) Change log173

254 Bibliography174

255 **Figures**

256 Figure 1 – Hosting application at a cloud provider; tools use open standards11

257 Figure 2 – Moving an application from Cloud Provider A to Provider B; tools unchanged11

258 Figure 3 – Company aggregates audit data from hybrid cloud application across various deployments ...12

259 Figure 4 – CADF Event Model: Basic components24

260 Figure 5 – CADF Event Model: Basic and conditional model components26

261 Figure 6 – Example of REPORTERCHAIN construction.....28

262 Figure 7 – Use case 1: Conceptual mapping34

263 Figure 8 – Use case 2: Conceptual mapping36

264 Figure 9 – Use case 3: Conceptual mapping38

265 Figure 10 – Use case 4: Conceptual mapping40

266 Figure 11 – Use case 5: Conceptual mapping42

267 Figure 12 – Top-level CADF Resource Taxonomy Hierarchy132

268 Figure 13 – CADF Resource Taxonomy - Storage subtree133

269 Figure 14 – CADF Resource Taxonomy - Compute subtree133

270 Figure 15 – CADF Resource Taxonomy - Network subtree.....134

271 Figure 16 – CADF Resource Taxonomy - Service subtree135

272 Figure 17 – CADF Resource Taxonomy - BSS, OSS, Orchestration subtree136

273 Figure 18 – CADF Resource Taxonomy - Data subtree137

274 Figure 19 – CADF Resource Taxonomy - Security subtree138

275 Figure 20 – CADF Resource Taxonomy - Database subtree139

276 Figure 21 – CADF Action Taxonomy Hierarchy143

277 Figure 22 – CADF Outcome Taxonomy Hierarchy.....145

278

279 **Tables**

280 Table 1 – Resource definition23

281 Table 2 – Types of events23

282 Table 3 – Required CADF Event Model components23

283 Table 4 – Conditional MEASUREMENT component definition25

284 Table 5 – Conditional REASON component definition25

285 Table 6 – REPORTERCHAIN definition26

286 Table 7 – CADF: Reporter roles27

287 Table 8 – EventType definition28

288 Table 9 – Valid EventType values29

289 Table 10 – Event component semantics for "monitor" type events30

290 Table 11 – Event component semantics for "activity" type events30

291 Table 12 – Event component semantics for "control" type events30

292 Table 13 – General mapping approach using the CADF Event Model32

293 Table 14 – Use case 1: Mapping of actors and elements to the CADF Event Model33

294 Table 15 – Use case 2: Mapping of actors and elements to the CADF Event Model35

295 Table 16 – Use case 3: Mapping of actors and elements to the CADF Event Model37

296 Table 17 – Use case 4: Mapping of actors and elements to the CADF Event Model39

297 Table 18 – Use case 5: Mapping of actors and elements to the CADF Event Model41

298 Table 19 – Namespaces.....43

299 Table 20 – Basic type translation from XML to JSON53

300 Table 21 – Sample array type property of cadf:attachment type63

301 Table 22 – Sample array type property of cadf:identifier types64

302 Table 23 – Map type properties66

303	Table 24 – CADF Attachment type properties.....	67
304	Table 25 – Credential type properties	69
305	Table 26 – Endpoint type properties.....	71
306	Table 27 – Eventset data type properties.....	74
307	Table 28 – Geolocation type properties.....	76
308	Table 29 – Host type properties	83
309	Table 30 – Metric type properties	85
310	Table 31 – Measurement type properties.....	85
311	Table 32 – Reason type properties	89
312	Table 33 – Reporterstep type properties	92
313	Table 34 – Resource type properties	94
314	Table 35 – Resultset data type properties.....	97
315	Table 36 – Event data type properties.....	100
316	Table 37 – Log data type properties.....	112
317	Table 38 – Report data type properties.....	115
318	Table 39 – CADF Event data type properties to return based upon “detailLevel” and “eventType”	122
319	Table 40 - Properties to return based upon CADF Type and “detailLevel”	123
320	Table A–1 – Resource taxonomy’s top-level resource classification names	131
321	Table A–2 – Resource classification names for the storage classification subtree	132
322	Table A–3 – Resource classification names for the compute classification subtree.....	133
323	Table A–4 – Resource classification names for the network classification subtree	134
324	Table A–5 – Resource classification names for the service classification subtree	134
325	Table A–6 – Resource classification names for the “oss” and “bss” classification subtrees.....	135
326	Table A–7 – Resource classification names for the data (objects) classification subtree.....	136
327	Table A–8 – Resource classification names for the security (objects) classification subtree	137
328	Table A–9 – Resource classification names for the database (objects) classification subtree	138
329	Table A–10 – CADF Resource Taxonomy values expressed in relative and absolute URI forms	139
330	Table A–11 – CADF Action Taxonomy informal grouping color key	141
331	Table A–12 – CADF Action Taxonomy values	141
332	Table A–13 – CADF Action Taxonomy values expressed in relative and absolute URI forms.....	143
333	Table A–14 – CADF Outcome Taxonomy “root” outcome values	145
334	Table A–15 – CADF Outcome Taxonomy values expressed in relative and absolute URI forms	146
335	Table B–1 – CADF Timestamp data type properties.....	152

336

337

Foreword

338 The *Cloud Audit Data Federation - Data Format and Interface Definitions Specification* (DSP0262) was prepared by
339 the Cloud Auditing Data Federation (CADF) Working Group.

340 DMTF is a not-for-profit association of industry members dedicated to promoting enterprise and systems
341 management and interoperability.

342 Acknowledgements

343 The DMTF acknowledges the following individuals for their contributions to this document:

344 Chairpersons

- 345 • David Corlette, NetIQ
- 346 • Matthew Rutkowski, IBM

347 Editors

- 348 • Matthew Rutkowski, IBM

349 Contributors

- 350 • Alvin Black, CA Technologies
- 351 • Davi Ottenheimer, VMware
- 352 • David Corlette, NetIQ
- 353 • Hemal Shah, Broadcom
- 354 • Il-Sung Lee, Microsoft
- 355 • Jacques Durand, Fujitsu
- 356 • John Parchem, Microsoft
- 357 • Marlin Pohlman, EMC
- 358 • Matthew Rutkowski, IBM
- 359 • Mike Edwards, IBM
- 360 • Monica Martin, Microsoft
- 361 • Ola Nordstrom, Citrix Systems
- 362 • Rick Cohen, IBM
- 363 • Steven Neely, Cisco
- 364 • Winston Bumpus, VMware
- 365 • Xavier Guerin, France Telecom
- 366 • Zhexuan Song, Huawei

367

Introduction

368 Concerns over cloud provider security remain one of the top inhibitors to adoption of cloud deployment models.
369 Potential consumers of cloud deployments understand and need assurance that the security policies they require
370 on their applications are consistently managed and enforced “in the cloud” as they would be in their enterprise.

371 A cloud provider’s ability to provide specific audit event, log and report information on a per-tenant and application
372 basis is essential. It is apparent that in order to meet these customer expectations, cloud providers must provide
373 standard mechanisms for their tenant customers to self-manage and self-audit application security that includes
374 information about the provider’s hardware, software, and network infrastructure used to run specific tenant
375 applications.

376 A proven method to address such needs is to develop open standards to enable information sharing. Specifically,
377 this specification provides a data format and interface definitions that support the federation of normative audit
378 event data to and from cloud providers in the form of customized reports and logs. This specification also defines a
379 means to attach domain specific identifiers, event classification values, and tags that can be used to dynamically
380 generate customized logs and reports for cloud subscribers or customers.

381 Adoption of this and other open standards by cloud providers’ management platforms would go far to instill greater
382 trust in “cloud hosted applications” and be a significant step forward in fulfilling the promise of an open cloud
383 marketplace.

384 Document versioning scheme

385 This document will adhere to the versioning scheme defined in clause 6.3 of [DSP0004](#).

386 Cloud auditing data federation use cases

387 This clause includes the general, high-level use cases that provide the basis for establishing the need for
388 standardized federation of cloud auditing data.

389 Auditing cloud applications independently of provider

390 Companies need to audit the compliance of their applications against their corporate or industry requirements and
391 policies while being hosted by cloud providers. Additionally, these applications may run on different cloud
392 deployments or with different providers over their lifecycle. Companies should be able to preserve their investments
393 in the processes and tooling that provides them necessary audit data regardless of cloud deployment model or the
394 provider hosting the application.

395 In other words, that with open standards for cloud auditing data formats along with open standardized interfaces for
396 interacting with that data, companies can more easily compare the costs of hosting their application with various
397 cloud providers without worrying that they will lose their ability to audit their applications or having to factor in the
398 cost of changing auditing processes and tools to adapt to different formats and interfaces.

399 Figure 1 shows Company A hosting their application with Cloud Provider A and using auditing processes and
400 tooling that utilize standard interfaces for retrieving standardized auditing data that Cloud Provider A supports.

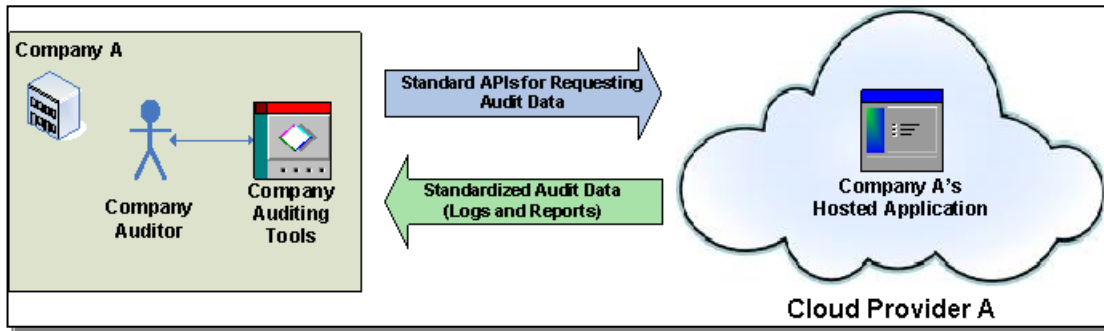


Figure 1 – Hosting application at a cloud provider; tools use open standards

401

402

403 Figure 2 shows that Company A decided to move to their hosted application from Cloud Provider A to Cloud
 404 Provider B (perhaps to affect cost savings). This change of provider, however, did not affect any changes to
 405 Company A's established auditing processes and tooling because both providers supported the same standard
 406 audit data format and interfaces.

407

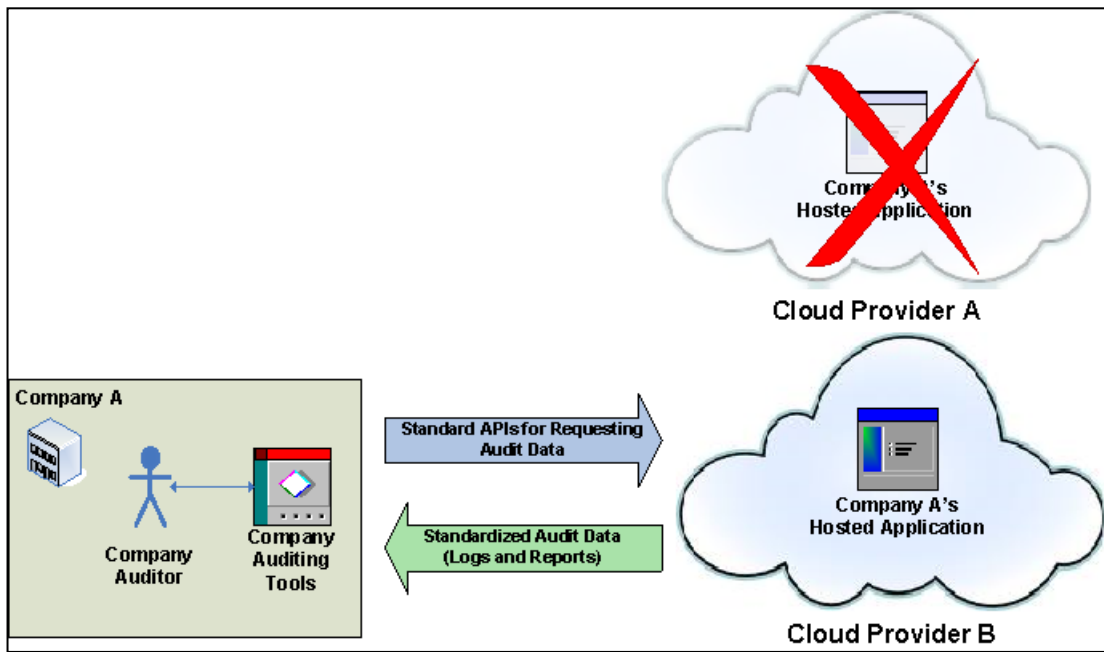


Figure 2 – Moving an application from Cloud Provider A to Provider B; tools unchanged

408

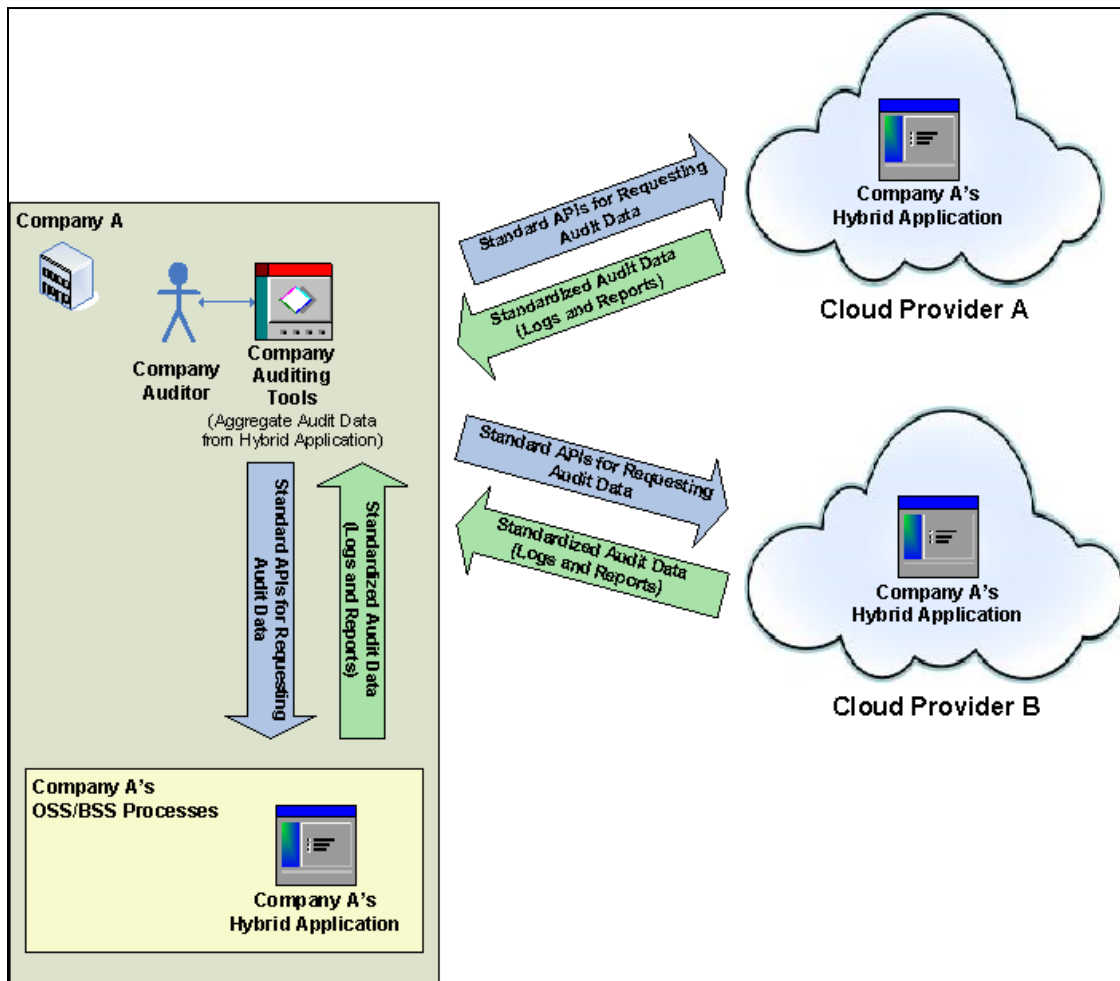
409

410 Auditing hybrid cloud applications

411 Because many cloud providers offer various services and resources, it is easy to understand that companies may
 412 wish to compose hybrid applications that span from across multiple traditional and cloud based deployments to take
 413 advantage of the best and most cost effective services that meet their needs.

414 The hybrid application, as a whole, needs to be audited regardless of where its composite services and resources
 415 are deployed. If each of these deployment environments used an open standards based audit data format with
 416 compatible open standard interfaces for management of that data, the company's audit tooling could uniformly
 417 access all deployment environments to retrieve audit reports by using the same criteria and logs and easily
 418 aggregate the data from these independent sources into a single audit trail.

419 Figure 3 shows a single company retrieving and aggregating the same standardized audit data from multiple
 420 sources using the same standard interfaces. Specifically, these sources include the company’s own Operational
 421 Support Services (OSS) and Business Support Services (BSS) and externally from two independent cloud
 422 providers.



423
 424 **Figure 3 – Company aggregates audit data from hybrid cloud application across various deployments**

425 **Granular use cases**

426 Beyond the general use cases, the CADF working group has sought to provide a flexible audit data format suitable
 427 for conveying many types of audit and compliance data in the form of events. To ensure that this goal is met, the
 428 working group has published DMTF document *Cloud Auditing Data Federation (CADF) Use Case White Paper*
 429 ([DSP2028](#)), which includes discrete use case submissions that were reviewed and considered as non-binding input
 430 when developing this specification.

431 The CADF accepts comments to this white paper in accordance with DMTF processes.

432

433
434

Cloud Audit Data Federation - Data Format and Interface Definitions Specification

1 Scope and goals

1.1 Scope

437 This specification includes the definition of an:

- 438 • **Audit Data Format** - that includes describing a data model and associated schema definitions for event
439 records, logs, and reports that can be formatted for federation and are suitable for audit purposes.
- 440 • **Extensible Event Taxonomies** – that are to be used to categorize and classify CADF Event Records and their
441 component resources and properties.

442 These CADF taxonomies include:

- 443 • [Resource Taxonomy](#) - used to classify the event by the logical IT or cloud resources that are related to the
444 event's action. For example, values of this taxonomy could be used to classify the resource that observed
445 the action or the resource that was the (intended) target of the action.
- 446 • [Action Taxonomy](#) - used to classify the event by the activity that caused it to be generated.
- 447 • [Outcome Taxonomy](#) - used to describe the outcome of the attempted action of the event.
- 448 • **Interface Definitions** – that define the service methods for management and federation of the CADF data
449 model. This includes definitions for event submission, import, export, and query using the specified event
450 record, log, and report formats.
- 451 • This includes the specification of any additional data formats needed to support the query and generation
452 of customized logs and reports.

1.2 Goals

454 The principal goal of this specification is to ensure that similar auditable events, such as a “logon” or “critical
455 resource update,” resolve to the same data format with prescriptive data types, entities, and properties to facilitate
456 reporting, query, federation, and aggregation.

457 Therefore, where possible this specification will describe rules to achieve event record normalization and will
458 include:

- 459 • Prescriptive data format with supporting schema that defines where possible:
 - 460 • Required data entities, properties, and values
 - 461 • Discrete data types
 - 462 • Validatable data value formats
 - 463 • Valid data values, ranges, enumerations, etc.
- 464 • Clear event classification, using taxonomies, of common event resources, actions, and outcomes.
 - 465 • Encouraging the consolidation of descriptors for similar resources, actions, and outcomes from other
466 domain classification systems so that the terms or values they use can be mapped to single, discrete
467 CADF provided values.

- 468
- Common cloud resource definitions.
- 469
- Prescriptive data types, properties, and permitted values to represent resources that repeatedly appear on
- 470
- auditable events. For example, this specification will define the data schema that can be used to represent
- 471
- an “Account” or a “Database” as an event resource.
- 472
- Interfaces and the supporting data model to reference, query and analyze audit event data.
- 473
- Recommendations and best practices to assure scalability to accommodate the potentially large volumes of
- 474
- audit data that needs to be federated.

475 1.2.1 Audit data integrity and security

476 There is a strong need for ensuring the integrity and security of data that is used for auditing purposes. This need is
477 especially important when federating the data across domains. This specification describes methods for assuring
478 the security and provenance of the audit data.

479 To address data integrity this specification will describe methods for:

- **Data Chaining** - ensuring that audit data, once placed in the CADF Event Record, is not deleted or modified;
481 that instead data should be appended to the record.

482 In addition, this specification will design the data model such that it can easily be signed by various format specific
483 mechanisms.

484 1.2.2 Audit data set sizes and performance

485 Cloud providers may produce large amounts of auditable data that will need to be federated by this specification.
486 Wherever possible, the specification attempts to ensure that the CADF data formats do not cause unreasonable
487 overhead that might impact performance.

488 In addition, cloud consumers need to be able to produce customized views (or reports) from the entirety of the audit
489 data available from a cloud deployment. They also need to produce this data in a timely and predictable manner
490 when queried by consumers.

491 This specification intends to define mechanisms to discretely classify, identify, and tag audit event data using values
492 from different domains to help enable both goals.

493 1.2.3 Extensibility

494 The logical data model is designed to be extensible by format specific profiles while preserving constraints and rules
495 described by this specification. This specification will draw from XML Schema [\[XML-Schema\]](#) as a means to
496 describe the data model.

497 *See clause 6.1 (Extensibility mechanisms) for approved extension methods.*

498 1.2.3.1 Profiles

499 Profiles may be developed to extend this core specification and its schema in order to accommodate particular
500 methods of consumption. Most typically these profiles may define and describe how data from other domains can
501 be mapped, classified, referenced, and/or conveyed by this specification's data model and schema.

502 *See clause 9 (CADF profiles) for more information.*

503 1.2.4 Use cases and examples

504 It is a goal of this specification to provide normative and prescriptive data schema and interfaces that allow
505 customers to audit their applications, resources, and data within provider infrastructures. This specification may
506 incorporate or reference to use cases and examples to further demonstrate the need for or correct use of this
507 specification's data format and interface definitions.

508 1.3 Out of scope

509 It should be noted that modern computing systems report a wide variety of information in many different ways. This
510 standard is focused on the proper exchange of normative auditable events across cloud deployment models and
511 follows a particular interaction model; the format for reporting other types of data is out of scope.

512 To be more precise:

- 513 • This specification does not define standard interfaces to secondary sources of information commonly used to
514 collect event information, such as interfaces to configuration, debugging or bug tracking systems or services,
515 policies, etc.
- 516 • This specification does not define data types or entities for secondary sources of information commonly used in
517 conjunction with events or helping the collection of event information, e.g., configuration data or files, bug data,
518 alerts or alarms, policy rules, etc.

519 This specification does consider the need to express additional event data within the CADF Event Record and
520 defines specific extension mechanisms for accomplishing this. See clause 6.1 "[Extensibility mechanisms](#)" for
521 approved extension methods.

522 Specific discussions of areas that are "Out of Scope" follow this clause.

523 1.3.1 Translation

524 This specification will not describe translation of other event formats, schema and notation into or out of this
525 standard's. Such translations may be described in external profiles of this specification.

526 1.3.2 Security policies

527 This specification will not address any concerns relating to security policies or their enforcement. This includes
528 consideration of policy enforcement or policy decisions (e.g., authentication, authorization of roles, etc.) that
529 permitted an action to be performed that led to the generation of the auditable event.

530 Neither will this specification address authentication or authorization to access (permissions) the audit event data,
531 unauthorized disclosure of event contents, unauthorized submission of events, or unauthorized modification of
532 events that are in transit or stored.

533 1.3.3 Forensic information

534 The event format defined in this specification contains normative information that supports activities such as
535 forensics (e.g., eDiscovery, etc.), incident management, risk assessment and others; however, this specification
536 does not attempt to address these issues.

537 The data, interaction, and component models described will not describe analytical processes such as the detection
538 of sequences of events, compound events, root causes, security risks, or policy violations. This type of analysis
539 would be done by backend applications and services consuming the security events.

540 Profiles and extensions of this specifications data schema SHALL NOT define additional schema to include forensic
541 information.

542 1.3.4 Debug information

543 This specification does not address the inclusion of fine-grained debug or trace output including stack dumps,
544 variable states, and other debugging style output.

545 Profiles and extensions of this specifications data schema SHALL NOT define additional schema to include debug
546 or trace data. Although profiles may provide information that can help locate or reference debug data as an external
547 resource.

548 1.3.5 Configuration data

549 The configurations of hardware, software, and network components at the time of audit are not considered in this
550 specification.

551 Profiles and extensions of this specifications data schema SHALL NOT define additional schema to include
552 configuration data. Although profiles may provide information that can help locate or reference configuration data as
553 an external resource.

554 1.3.6 Audit event alerting

555 The specification will not include any definitions for alert generation, delivery, or similar requirements (e.g., user
556 interfaces display, emailing, notifications, SMS, etc.).

557 2 Normative references

558 The following referenced documents are indispensable for the application of this document. For dated or versioned
559 references, only the edition cited (including any corrigenda or DMTF update versions) applies. For references
560 without a date or version, the latest published edition of the referenced document (including any corrigenda or
561 DMTF update versions) applies.

562 DMTF DSP0004, *CIM Infrastructure Specification 2.6*,
563 http://www.dmtf.org/standards/published_documents/DSP0004_2.6.pdf

564 DMTF DSP0223, *Generic Operations 1.0*,
565 http://www.dmtf.org/standards/published_documents/DSP0223_1.0.pdf

566 DMTF DSP1001, *Management Profile Specification Usage Guide 1.1*,
567 http://www.dmtf.org/standards/published_documents/DSP1001_1.1.pdf

568 DMTF DSP4004, *DMTF Release Process 2.4*,
569 http://www.dmtf.org/sites/default/files/standards/documents/DSP4004_2.4.0.pdf

570 DMTF DSP4009, *Process for publishing XML schema, XML 6 documents and XSLT Stylesheets 1.0*,
571 http://www.dmtf.org/sites/default/files/standards/documents/DSP4009_1.0.0.pdf.

572 IANA-ccTL, Internet Assigned Numbers Authority (IANA), *Root Zone Database, Listing of Internet Corporation for*
573 *Assigned Names and Numbers ("ICANN") country codes (ccTLDs)*, <http://www.iana.org/domains/root/db/>

574 ICANN-ccTLD, ICANN, *Final Implementation Plan for IDN ccTLD Fast Track Process*, 9 April 2012,
575 <http://www.icann.org/en/resources/idn/fast-track/idn-ccTLD-implementation-plan-redline-09apr12-en>

576 IETF RFC3986, T.Berners-Lee, et al., *Uniform Resource Identifiers (URI): Generic Syntax*, Jan. 2005,
577 <http://www.ietf.org/rfc/rfc3986.txt>

578 IETF RFC4627, D. Crockford, *The application/json Media Type for JavaScript Object Notation (JSON)*, July 2006,
579 <http://www.ietf.org/rfc/rfc4627.txt>

580 ISO/IEC Directives, Part 2, *Rules for the structure and drafting of International Standards*,
581 <http://isotc.iso.org/livelink/livelink.exe?func=ll&objId=4230456&objAction=browse&sort=subtype>

582 ISO 8601:2004 (E), *Data Elements and Interchange Formats – Information Interchange – Representation of Dates*
583 *and Times*, 2004, http://www.iso.org/iso/iso_catalogue/catalogue_tc/catalogue_detail.htm?csnumber=40874

584 W3C Recommendation, *Extensible Markup Language (XML) 1.0 (Fifth Edition)*, November 2008,
585 <http://www.w3.org/TR/REC-xml/>

586 W3C Recommendation, *Namespaces in XML 1.0 (Third Edition)*, December 2009,
587 <http://www.w3.org/TR/REC-xml-names/>

588 WS-I WG Draft, *Basic Profile Version 1.2*, October 2007,
589 http://www.ws-i.org/Profiles/BasicProfile-1_2%28WGAD%29.html

590 World Wide Web Consortium (W3C) Recommendation, D. Fallside, P. Walmsley, et al., Editors, *XML Schema Part 0: Primer Second Edition*, 28 October 2004, <http://www.w3.org/TR/xmlschema-0/>

592 World Wide Web Consortium (W3C) Recommendation, H. Thompson, et al., Editors, *XML Schema Part 1: Structures Second Edition*, 28 October 2004, <http://www.w3.org/TR/xmlschema-1/>

594 World Wide Web Consortium (W3C) Recommendation, P. Biron, A. Malhotra, Editors, *XML Schema Part 2: Datatypes Second Edition*, 28 October 2004, <http://www.w3.org/TR/xmlschema-2/>

596 **3 Terms and definitions**

597 In this document, some terms have a specific meaning beyond the normal English meaning. Those terms are
598 defined in this clause.

599 The terms "SHALL" ("required"), "SHALL NOT," "SHOULD" ("recommended"), "SHOULD NOT" ("not
600 recommended"), "MAY," "NEED NOT" ("not required"), "CAN" and "CANNOT" in this document are to be
601 interpreted as described in [ISO/IEC Directives, Part 2](#), Annex H. The terms in parenthesis are alternatives for the
602 preceding term, for use in exceptional cases when the preceding term cannot be used for linguistic reasons. Note
603 that [ISO/IEC Directives, Part 2](#), Annex H specifies additional alternatives. Occurrences of such additional
604 alternatives shall be interpreted in their normal English meaning.

605 The terms "clause," "subclause," "paragraph," and "annex" in this document are to be interpreted as described in
606 [ISO/IEC Directives, Part 2](#), Clause 5.

607 The terms "normative" and "informative" in this document are to be interpreted as described in [ISO/IEC Directives,
608 Part 2](#), Clause 3. In this document, clauses, subclauses, or annexes labeled "(informative)" do not contain
609 normative content. Notes and examples are always informative elements.

610 This clause defines terms for use within the CADF specification. In doing so, this specification may re-use terms
611 from other domains, in some cases extending, modifying, or restricting those definitions.

612 The terms defined in [DSP0004](#), [DSP0223](#), and [DSP1001](#) apply to this document. The following additional terms are
613 used in this document.

614 Please note that this entire document is considered normative using the rules described above; however, critical
615 requirements are frequently set apart in separate subsections for greater visibility.

616 **3.1**

617 **Actual Event**

618 Anything that happens, or is contemplated as happening [[EPTS Glossary](#)]. This definition encompasses events
619 taking place within or outside computing domains, and has nothing to do with any description of the actual event.

620 In common usage and where the meaning is clear in context, we will sometimes use simply "Event" when
621 discussing "Actual Events."

622 **3.2**

623 **Aggregation**

624 The combination within a single event of two or more other events (or references to those events). Aggregation is
625 typically a bundling of separate events that preserves and keep the original events accessible.

626 **3.3**

627 **Audit**

628 A survey of a set of systems to determine if they are complying with stated policy objectives.

629 Systematic, independent and documented process for obtaining audit evidence and evaluating it objectively to
630 determine the extent to which audit criteria are fulfilled. [[ISO 14001:2004](#)]

631 Within the scope of this specification, the definition of "audit" is restricted to the representation, collection, storage
632 and evaluation of CADF Event Records. [[ISO 15288:2008](#)]

633 3.4

634 Audit Event

635 An audit event is any event record that reports activity that may be used for the purposes of an audit.

636 3.5

637 Audit Trail

638 A chronological record that reconstructs and examines the sequence of activities surrounding or leading to a
639 specific operation, procedure, or event in a security relevant transaction from inception to final result. [[CNSS4009](#)]

640 3.6

641 Authentication

642 A process used to achieve sufficient confidence in the binding between the entity and the presented identity.

643 *Note: Use of the term "authentication" in an Identity Management (IdM) context is taken to mean entity authentication. [[ITU](#)
644 [X.1252](#)]*

645 3.7

646 Authorization

647 The process of determining, by evaluating applicable access control information, whether a subject is allowed to
648 have the specified (or requested) types of access to a particular resource. [[SAML-Gloss-2.0](#)]

649 A prescription that a particular behavior shall not be prevented [[ISO 15414:2006](#)]

650 3.8

651 Compliance Event

652 A compliance event is any event record that reports activity that is required to show compliance to a policy or
653 requirement that are often described by compliance standards.

654 *Note: Security compliance events are specialized compliance events that record activity related to authorization and
655 enforcement of security policies in accessing system resources.*

656 3.9

657 Control Objective

658 A control objective refers to a compliance related requirement or practice. These control objectives are often
659 described by policies and enforcement proven by compliance audits.

660 In the context of this specification, control objectives are typically requirements on cloud providers that are expected
661 to supply audit compliance data in the form of event records, logs, and reports.

662

663 3.10

664 Correlated Event

665 Any Event that is associated with some other set of Event s by some relationship, possibly causal. For example, a
666 "throw" event may be associated with a corresponding "catch" event, with the implication that the same resource
667 that was thrown was then caught.

668

669 3.11

670 Event Consumer

671 An entity that needs to process, report on, or otherwise use CADF Event Records.

672 3.12**673 Event Provider**

674 An entity that is able to produce or deliver CADF Event Records.

675 3.13**676 Data Federation**

677 Any means in which two or more domains enable sharing and exchange of information, such as audit data, for
678 service or content composition, consumption or delivery and coordination with each other. [[Kobielus:2006](#)],
679 [[Navajo:2009](#)]

680 3.14**681 Event**

- 682 1. An "Actual Event."
- 683 2. An "Event Record."

684 In common usage we will use the simpler term "Event" to refer to either "Actual Events" or "Event Records," with the
685 expectation that the correct definition will be clear in context. In this specification, we attempted to use the more
686 complete term to disambiguate where possible.

687 3.15**688 Event Action**

689 The action (verb) performed by the event initiator (a resource) against the event target resource or resources.

690 3.16**691 Event Initiator**

692 The resource that initiated, originated or instigated the event action. Typically, the initiating resource is either a user
693 or service that can be identified or described by the system in which the event occurs [[TOG-XDAS1](#)].

694 3.17**695 Event Log**

696 A persistent collection of event records. In context, this term may be expressed simply as "Log."

697 3.18**698 Event Observer**

699 The resource that observed the actual event and generated an event record to describe it. The observer may or
700 may not itself have been the event initiator or event target.

701 Please note that in the [[EPTS Glossary](#)], this resource is referred to as an event source for the event record. In this
702 specification, we avoid use of the term "source" to prevent ambiguity between event observer and event initiator.

703 3.19**704 Event Query**

705 A request initiated, for example by a consumer to a provider, asking for a particular set of persisted event records
706 that match some selection criteria. The returned set is typically a bounded set, in that it is returned as part of a
707 discrete transaction and returns only the event records that are currently available at the time of the query.

708 3.20**709 Event Record**

710 A record or object that represents, encodes, or records an event, generally for the purpose of computer processing
711 [[EPTS Glossary](#)].

712 In common usage and where the meaning is clear in context, we will sometimes use simply “Event” when
713 discussing “Event Records”.

714 The term "CADF Event Record" is used specifically to reference an event record that conforms to the CADF
715 specification.

716 3.21

717 Event Source

718 A term often used in different ways in other domains, such as the [\[EPTS Glossary\]](#), when modeling events and
719 could lead to ambiguity. Therefore, the CADF specification will prefer the more precise terms “Event Initiator” and
720 “Event Observer” and avoid the use of this term.

721 3.22

722 Event Stream

723 A non-persistent, linearly ordered sequence of events [\[EPTS Glossary\]](#).

724 Typically an event stream:

725 3. May be ordered by time.

726 4. May be bounded by a certain time interval or other criteria (content, space, source), or be open ended and
727 unbounded.

728 3.23

729 Event Target

730 The resource or resources that were the intended targets of the event action [\[TOG-XDAS1\]](#).

731 3.24

732 Filtering

733 The process of selecting a subset of event records to be returned as the result of a query and is typically performed
734 based upon selection criteria within the query.

735 3.25

736 Geolocation

737 The identification of the geographical location of a resource or entity related to an event. The identification of the
738 physical location of a resource or player is important from a legal compliance perspective to ensure or audit
739 compliance with the laws of various countries, regions, or logical boundaries, which dictate where information must
740 be stored.

741 3.26

742 Georouting

743 The geographical tracking of an event from its origin through the various resources that participated in the event or
744 the handling an event.

745 3.27

746 Log

747 See definition for [Event Log](#).

748 3.28

749 Query

750 See definition for [Event Query](#).

751 3.29

752 Security Event

753 An identified occurrence of a system, service, or network state indicating a possible breach of information security,
754 policy or failure of controls, or a previously unknown situation that may be security relevant. [\[ISO 27000:2009\]](#)

755 An occurrence in a system that is relevant to the security of the system. See [Security Incident \[RFC 2828\]](#).

756 **3.30**

757 **Security Incident**

758 A single or a series of unwanted or unexpected information security events that have a significant probability of
759 compromising business operations and threatening information security. [\[ISO 27000:2009\]](#)

760 **3.31**

761 **Selection Criteria**

762 A set of terms that define rules for matching against a set of input records. Records that match the selection criteria
763 are included in the output set; records that do not match are filtered out of the output set.

764 **3.32**

765 **Sexagesimal**

766 A numeral system with sixty as its base (i.e., base 60). In the context of this specification, geographic coordinates
767 are often expressed as degrees, minutes and seconds which is a base 60 system.

768 **3.33**

769 **Subscription**

770 A contract that is established between a consumer and a provider that asks the provider to deliver future generated
771 records that match some selection criteria to the consumer. The records can be delivered in real time or on a
772 scheduled basis; individually or in aggregated forms; or according to any other terms in the contract.

773 **3.34**

774 **Summarization**

775 The consolidation of multiple related events into a single event, typically for storage or bandwidth optimization or for
776 other analytical purposes.

777 **3.35**

778 **Suppression**

779 The dropping or elimination of event records from an event stream or event log. From an auditing perspective, the
780 entity that drops the event records will typically create a “meta” event record indicating the count and type of event
781 records being dropped.

782 **3.1 Interface definitions**

783 This specification provides interface definitions that can be used to further specify application or service methods for
784 managing audit event records (in support of federation), including:

785 **3.36**

786 **Event Submission**

787 Support message-level submission of one or more events from federated sources (or services) to a cloud provider.

788 Support information about the source that submitted the event in order to provide domain specific context to
789 resources that could be used to additionally classify or augment the event data.

790 **3.37**

791 **Event Import and Export**

792 Support the import and export of logs containing auditable event records with similar contextual information to and
793 from a cloud provider.

794 Support transforms that can be used for converting domain specific values (e.g., identifiers, classification values,
795 etc.) to values that permit federation and conform to this specification (or vice-versa).

796 **3.38**

797 **Event Query**

798 Support for a standard means to query event records that match specific criteria such as date/time ranges, event
799 taxonomy classifications, domain specific identifiers and tags, occurrences of specific resource types, etc.

800 Support filters used for selecting audit event data sets (for example in the form of logs or reports) that clearly
801 match/identify events that contain specific resource types and/or classification values either defined by this
802 specification or associated with specific domains.

803 **3.39**

804 **Event Subscription**

805 Support cloud provider management platforms that wish to support persistent queries that could be used to
806 generate periodic logs and reports.

807 Support data to describe event, report or log generation frequency (with associated filters) and possible storage or
808 transmission destination(s). This includes subscription to real-time event feeds.

809 **3.2 Interaction model**

810 This specification's interface definitions are based upon a simple interaction model that describes the need to
811 federate audit data between cloud deployments and cloud consumers or subscribers (e.g., users, corporations,
812 enterprises, etc.). These definitions seek to account for best practices for message-based data federation and
813 security so that they are consumable for development of application or service methods.

814 **3.3 Document versioning scheme**

815 This document will adhere to the versioning scheme defined in the [W3C's XML Schema Part 2](#) section 6.3.

816 **4 CADF Event Model**

817 The CADF Event Model applies semantics to the activities, resources, information and changes within a cloud
818 provider's infrastructure and models these using the concept of an event. Some components of this model are
819 essential (required) in creating a valid record of the event which is able to provide consumers (e.g., auditors,
820 investigators, etc.) the fundamental information they need to perform analysis or assessments. Other components
821 are optional or may be required depending on the type of event (i.e., conditional) and its additional contextual value
822 to these consumers.

823 This section (4) establishes the semantics and rationale of the parts of a CADF Event Record that are conceptually
824 most significant. Such parts are called here CADF Event Model components. These components will translate into a
825 subset of the CADF Event Record's properties whose actual representation is the [CADF Event](#) data type ([Section](#)
826 [6](#)). Please note that additional CADF Event data type properties are defined in Section 6 and are not discussed as
827 model components within this section.

828 This section explains the core concepts and components that comprise the CADF Event Model which enables a
829 straightforward, prescriptive approach to creating CADF Event Records consistently regardless of cloud provider.

830 **4.1 Basic concepts**

831 **4.1.1 Resource**

832 The CADF event model is intended to describe the interactions between resources that compose a cloud service
833 provider's infrastructure and that may have significance in showing compliance against policies. The term resource,
834 (Table 1) for the purposes of this specification, we define as follows:

835

Table 1 – Resource definition

Term	CADF Definition
RESOURCE	An entity or component that has the capabilities to provide or consume services or information within the context of a cloud infrastructure.

836 Resources in general can be used to describe traditional IT components (e.g., servers, network devices, etc.),
 837 software components (e.g., platforms, databases, applications, etc.), operational and business data (e.g., accounts,
 838 users, etc.) and roles, which can be assigned to persons, that describe the authority to access capabilities.

839 **4.1.2 Actual Event, Event Record, CADF Event Record**

840 The use of the term "event", when used by itself, can be interpreted in different ways. Therefore, this specification
 841 will use the following terms (Table 2) to clearly distinguish between the different types of events:

842

Table 2 – Types of events

Terms	CADF Definition
Actual Event	Anything that happens, or is contemplated as happening. This definition encompasses events taking place within or outside computing domains, and has nothing to do with any description of the actual event. See full definition for Actual Event .
Event Record	The significant information about the Actual Event represented as a formatted set of data for preservation. See full definition for Event Record .
CADF Event Record	An Event Record that describes its event data by using the CADF Event Schema. <i>Note: The schema of the CADF Event Record is designed so that other event record models, types or formats can be mapped to the CADF Event data type.</i>

843 **4.2 Required model components**

844 The names and semantics for all required CADF Event Model components are described below in Table 3:

845

Table 3 – Required CADF Event Model components

Model Component	CADF Definition
OBSERVER	The RESOURCE that generates the CADF Event Record based on its observation (directly or indirectly) of the Actual Event .
INITIATOR	The RESOURCE that initiated, originated, or instigated the event's ACTION , according to the OBSERVER .
ACTION	The operation or activity the INITIATOR has performed, attempted to perform or has pending against the event's TARGET , according to the OBSERVER
TARGET	The RESOURCE against which the ACTION of a CADF Event Record was performed, was attempted, or is pending, according to the OBSERVER . <i>Note: a TARGET (in the CADF Event Model) can represent a plurality of target resources.</i>
OUTCOME	The result or status of the ACTION against the TARGET , according to the OBSERVER .

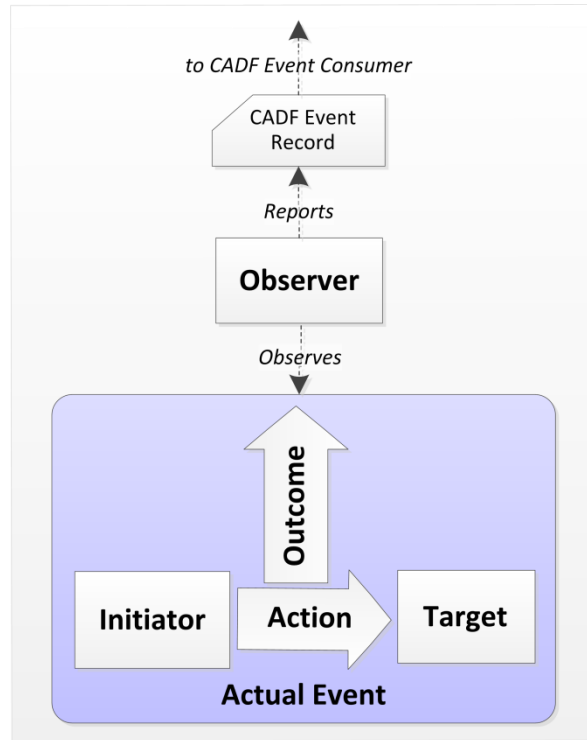
846 **4.2.1 Basic conceptual event model**

847 Conceptually, a single RESOURCE called the OBSERVER is responsible for observing the Actual Event and
 848 creating the (initial) CADF Event Record based upon its perspective and purpose. The OBSERVER does its best to
 849 identify and classify all other required model components (e.g., INITIATOR, TARGET, ACTION, etc.) along with any
 850 relevant data.

851 The conceptual diagram in Figure 4 shows basic components of the CADF Event Model and their interactions:

852

853



854

855

Figure 4 – CADF Event Model: Basic components

856 **4.2.2 The OBSERVER perspective**

857 Many software systems and platforms are constructed as layers which ACTIONS pass through in order to affect
 858 some final TARGET resource. It is assumed that OBSERVERS reside in different layers and each produces a
 859 CADF Event Record that can be correlated to produce an end-to-end log of all actions as they pass through the
 860 layers of a system. This means that each OBSERVER should only report the INITIATOR, TARGET and other data
 861 as it “sees” and can classify them from within their own layer since it can rely on other OBSERVERS to do the
 862 same.

863 For example, a user might call an API from a remote system to store some data at a cloud provider. This API
 864 request (along with the data) might pass through many layers of a cloud platform before affecting an actual
 865 hardware resource (e.g., a block storage device). An OBSERVER within an IaaS (middle) layer may see the
 866 authorized “storage” request, but have no direct knowledge of the user that initiated the request at a higher layer.
 867 Likewise, it may not know the eventual TARGET is a physical storage device but passes the request to a storage
 868 service. Therefore, that OBSERVER should not attempt to claim the INITIATOR was a user nor that the TARGET
 869 was some block storage device. Instead, it should only record (identify and classify) the immediate resources that it
 870 received or sends the API request from and to (i.e. its apparent INITIATOR and TARGET resources).

871 Of course, each OBSERVER should preserve and include in the CADF Event Record any relevant data received
 872 from the INITIATOR that is significant in fulfilling the API request by the final TARGET and may be useful for an
 873 audit.

874 **4.2.3 Notes**

875 In some cases, the [OBSERVER](#), [INITIATOR](#), and [TARGET](#) could reference the same resource. The precise
 876 interpretation of these components, therefore, will depend somewhat on the type of event being recorded, and the
 877 specific activity and resources involved. Please see the mapping examples later in this chapter (see 4.7 “Mapping
 878 typical events to CADF Event Model”) which describes such use cases.

879 **4.3 Conditional model components**

880 As previously mentioned, CADF Event Records may contain different information depending on the perspective and
 881 of the [OBSERVER](#) and its audit purpose. This clause introduces additional CADF Event Model components that
 882 may optionally be added or even be required for certain event types this specification defines. These event types
 883 and treatment are described later in this chapter within the section titled “[Types of CADF Events](#)”.

884 **4.3.1 MEASUREMENT**

885 Measurements are an optional component of the [CADF Event Type](#), but are essential and required for any [CADF](#)
 886 [Event Record](#) that is classified as a [monitor](#) type event (see section “Types of CADF Events”).

887 **Table 4 – Conditional MEASUREMENT component definition**

Model Component	CADF Definition
MEASUREMENT	A component that contains statistical or measurement information for TARGET resources that are being monitored. The measurement should be based upon a defined metric (a method of measurement).

888 The MEASUREMENT component is embodied by the [CADF Measurement](#) data type which is included in the [CADF](#)
 889 [Event](#) data type. The MEASUREMENT component also includes information (or a reference) to the metric used to
 890 record the MEASUREMENT (e.g., unit, calculation method, etc.) which is represented by the [CADF Metric](#) data
 891 type.

892 **4.3.2 REASON**

893 Reason data is an optional component of the [CADF Event Type](#), but is essential for any [CADF Event Record](#) that is
 894 classified as a [control](#) event (see section “Types of CADF Events”).

895 **Table 5 – Conditional REASON component definition**

Model Component	CADF Definition
REASON	A component that contains a means to provide additional details and further classify the top-level OUTCOME of the ACTION included in a CADF Event Record .

896 The REASON component is embodied by the [CADF Reason](#) data type which is included in the [CADF Event](#) data
 897 type.

898 **4.3.3 Basic conceptual event model with optional components**

899 The following diagram shows the CADF Event Model with conditional components added:

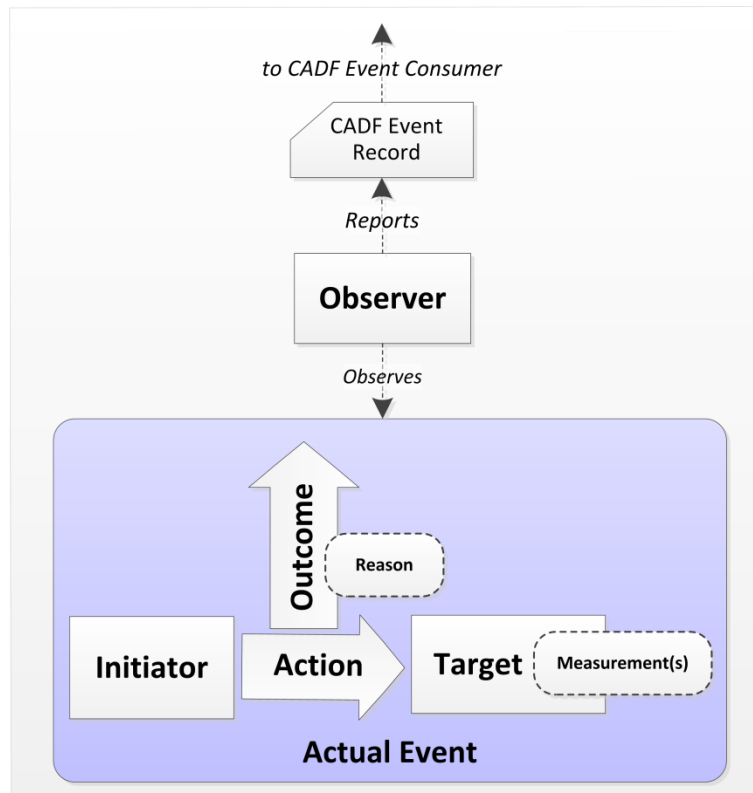


Figure 5 – CADF Event Model: Basic and conditional model components

900
901

4.4 Optional components

902

4.4.1 Reporters and the Reporter chain

903

904 Cloud provider architectures are generally layered in a way such that many [Actual Events](#) may occur at the lower
 905 layers, which are close to the infrastructure components and services. Additionally, operational systems and
 906 processes may span many layers of the architecture, each with critical information that would be valuable to
 907 associate with audit events.

908 The CADF Event Model recognizes that many resources may assist in constructing and surfacing the [CADF Event](#)
 909 [Record](#) before it is presented to the end consumer. In the CADF Event Model we call each of these resources a
 910 REPORTER which can each be described, along with their role, within the CADF Event Record as part of a
 911 sequential chain (sequence) of REPORTER components called a REPORTERCHAIN.

912 The following table describes the REPORTER and REPORTERCHAIN as optional components of the CADF Event
 913 Model (Table 6):

914

Table 6 – REPORTERCHAIN definition

Model Component	CADF Definition
REPORTER	An optional RESOURCE that contributes to the CADF Event Record . <i>Note: There may be several REPORTERS that contribute to the CADF Event Record prior to it being presented to the end consumer.</i>
REPORTERCHAIN	A record that includes the sequence of REPORTER components that handled the CADF Event Record.

915

916 *Note: each [CADF Event Record](#) could have more than one [REPORTER](#) that handles the record within a provider's*
 917 *infrastructure and each MAY be listed in the [REPORTERCHAIN](#) at the discretion of the event provider.*

918 **4.4.1.1 CADF Reporter roles**

919 As described above, many [REPORTER](#) components may assist in constructing and surfacing the [CADF Event](#)
 920 [Record](#) before it is presented to the end consumer. In this specification, we will describe requirements based upon
 921 REPORTER roles which we define in Table 7.

922 This specification defines the following basic CADF Reporter roles:

923 **Table 7 – CADF: Reporter roles**

Reporter Role	CADF Definition
observer	A REPORTER that fulfills the role of OBSERVER .
modifier	A REPORTER that adds, modifies or augments information in the CADF Event Record for the purposes of normalization or federation.
relay	A REPORTER that passes the CADF Event Record to another REPORTER or to end record consumer without modifying the information in the CADF Event Record (with the exception of adding its own REPORTER entry in the REPORTERCHAIN).

924

925 **4.4.1.2 Example**

926 The following example shows a provider infrastructure that has an [OBSERVER](#) create a [CADF Event Record](#) that
 927 gets both modified and relayed by [REPORTER](#) components as it is moved across layers of the provider's
 928 architecture prior to getting presented to the end consumer of the record.

929 In Figure 6, a flow demonstrating the construction of a [CADF Event Record](#) by several “reporters” is shown from left
 930 to right:

- 931 • Reporter A is the [OBSERVER](#) of the [Actual Event](#) and generates the CADF Event Record from its
 932 perspective by recording the required [INITIATOR](#), [TARGET](#), [ACTION](#), and [OUTCOME](#) entities and
 933 properties. Reporter A then adds itself as the first entry in the [REPORTERCHAIN](#) of the CADF Event Record
 934 (an optional entry) with REPORTER “role” property set to ‘[observer](#)’ and passes the record to Reporter B.
- 935 • Reporter B receives the CADF Event Record and modifies the record in order to augment the event's
 936 [INITIATOR](#) data with more detailed user account information. Reporter B then adds itself as a ‘[modifier](#)’ (a
 937 CADF Reporter Role) to the event record's [REPORTERCHAIN](#) after the entry for Reporter A and passes the
 938 CADF Event Record to Reporter C.
- 939 • Reporter C receives the CADF Event Record from Reporter B. Reporter C adds itself as the
 940 [REPORTERCHAIN](#) after Reporter B's entry indicating it simply acted as a ‘[relay](#)’ (another CADF Reporter
 941 Role) and performed no other modifications to the CADF Event Record. Reporter C passes the CADF Event
 942 Record to Reporter D.
- 943 • Reporter D receives the CADF Event Record from Reporter C. Reporter D "modifies" the event record to add
 944 CADF resource categorization information, and then adds itself as the last entry in the [REPORTERCHAIN](#)
 945 (as the second ‘[modifier](#)’ CADF Reporter Role entry) prior to presenting the CADF Event Record to the end
 946 CADF Event Consumer.

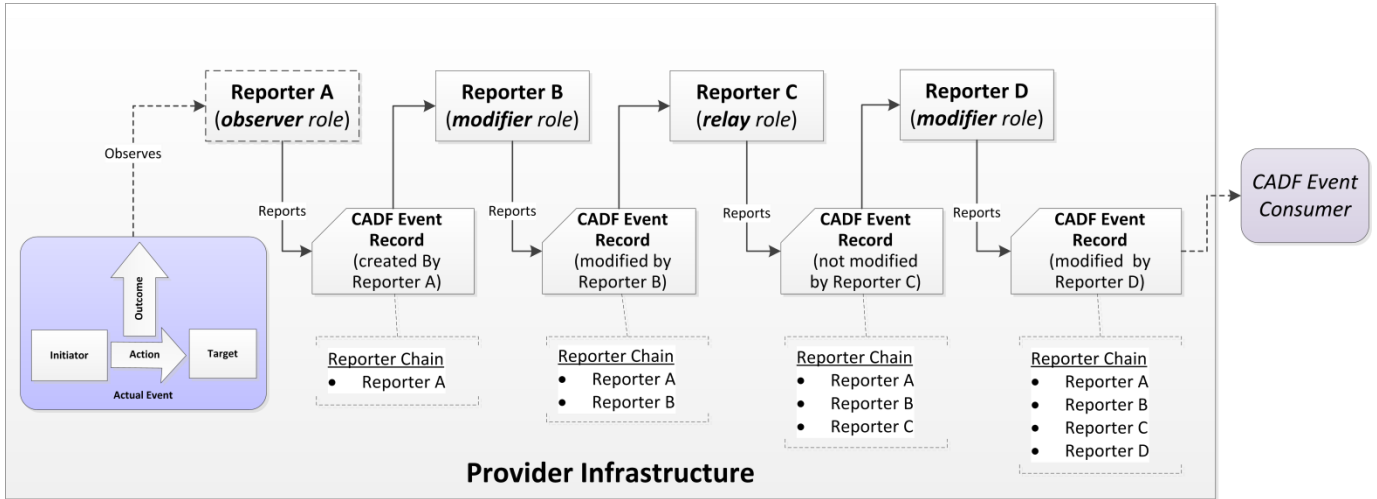


Figure 6 – Example of REPORTERCHAIN construction

947

948

949 **4.4.1.3 Requirements on intermediate CADF Event Record completeness**

950 Every reporter SHALL produce a well-formed CADF Event Record. However, there is no indication in the CADF
 951 Event Record that the [REPORTERCHAIN](#) is closed: in other words, a CADF Event Record could be logged, and
 952 later on could be processed again by a new Reporter, thus extending its [REPORTERCHAIN](#).

953 **4.5 Types of CADF Events**

954 This specification recognizes that [CADF Event Records](#) may be used to communicate audit information to a
 955 consumer to fulfill different objectives or purposes. In addition, the CADF Event Model is designed to be extended
 956 and profiled to enable the CADF specification to be referenced or used in various audit applications. Therefore, the
 957 CADF Event Model describes the concept of an “event type” which affects what data is required as part of the
 958 CADF Event Model and included within the CADF Event Record (see the “eventType” [property](#) of the [CADF](#)
 959 [Event](#) data type).

960 Within this specification, we will reference the concept of an “event type” using the keyword (term) “EventType”
 961 which is defined below.

962

Table 8 – EventType definition

Term	CADF Definition
EventType	A conceptual top-level classification of the CADF Event Record and its data that is intended to communicate additional or more specific data and requirements. <i>Note: Valid values for EventType would appear in the “eventType” property within the CADF Event data type.</i>

963 Providing a “type” as part of the [CADF Event Record](#) is intended to clearly signal to the event consumer how to
 964 properly validate the CADF Event Record contents against requirements from the types of [CADF Events](#) defined in
 965 this specification (see Table 9) or one of its profiles (by extension).

966 **4.5.1 Valid EventType values**

967 The [RESOURCE](#) that generates the [CADF Event Record](#) (see the [OBSERVER](#) model component defined below)
 968 declares the purpose for creating the audit record, reflecting its distinct perspective, by setting the “eventType”
 969 property in the [CADF Event](#) data type using one of the valid values from the table below.

970 This specification defines the following valid values for use in the [CADF Event](#) data type’s “eventType” [property](#):

971 **Table 9 – Valid EventType values**

EventType Value	CADF Definition
<i>monitor</i>	Characterizes events that provide information about the status of a resource or of its attributes or properties, Such events typically report on measurements or periodic probes on cloud resources, and may produce aggregate data such as statistical or summary metrics..
<i>activity</i>	Characterizes events that provide information about actions having occurred or intended to occur, and initiated by some resource or done against some resource, Such events typically report on regular operations of a Cloud infrastructure or services.
<i>control</i>	Characterizes events that reflect on or provide information about the application of a policy or business rule, or more generally express the outcome of a decision making process. Such events typically report on how these policies or rules manifest in concrete situations such as attempted resource access, evaluation of resource states, notifications, prioritization of tasks, or other automated administrative action.

972 **4.5.2 EventType Requirements**

- 973 • Although it is envisioned that profiles of this specification could define additional EventType values, these
- 974 profiles SHOULD NOT override ore redefine the basic semantic meaning assigned to core event fields and
- 975 event types defined in this specification.
- 976 • The creator or producer of a CADF Event Record SHOULD, in general, assume that there is no guarantee that
- 977 the record consumer has access to any extension profile, and where possible therefore should attempt to map
- 978 data to entities, properties and values defined in this specification.

979 **Selecting an EventType value**

980 EventType values are more reflective of the general purpose of an event rather than of a precise, unambiguous
 981 event category. The same [Actual Event](#) could often be recorded or could produce more than one CADF Event of
 982 different types – depending on the general interpretation made by one (or more) event [OBSERVER\(s\)](#).

983 For example, a monitoring device will generally produce events of type “[monitor](#)”. However if the intent is to report
 984 on the activity of the device itself as a resource acting on another resource, then an event of type “[activity](#)” could be
 985 generated **as well**. Similarly, raising an alarm about the state of a resource can be seen as a “[control](#)” event due to
 986 the policy rule decision on the critical aspect of this state, yet also involves simple monitoring of this resource (i.e.
 987 the collection of state data can be seen as a “[monitor](#)” event).

988 Please note, however, that a “[control](#)” event describes **only** the application of the policy on target resources such
 989 as a network connection that is denied by a firewall policy. It may not describe important details about the
 990 underlying activity that caused the policy to be evaluated in the first place: these details may be made available in
 991 other CADF Event Records (as an “[activity](#)” type event) and associated with the control event as correlated events.

992 **4.6 Refinement of Event semantics based upon the selected EventType value**

993 Depending on the event type, the generic components of an event (see table 3 in 4.2) will have a refined definition,
 994 although still consistent with their general meaning as stated in 4.2. Some of these components may be optional or
 995 redundant; others will be preeminent, depending on the event type.

996 The following tables show how the interpretation of some event components may be extended for each type.

997 **Note:** some secondary event components not defined in 4.2 but defined in the detailed event model
 998 may be involved and are listed below for clarity; their names appear in lower-case characters.

999 Refined semantics of Event components for the **monitor** type:

1000 **Table 10 – Event component semantics for "monitor" type events**

Event Component	Prescription Level	CADF Refined Definition
INITIATOR	Mandatory	The RESOURCE that initiated the “monitoring” action. It must be the same resource as the OBSERVER component.
ACTION	Mandatory	The monitoring action itself. Only the “monitor” value in the ACTION taxonomy applies (see Annex A2).
TARGET	Mandatory	The RESOURCE being monitored.
OUTCOME	Mandatory	An assessment about the monitoring operation itself. All values of the OUTCOME taxonomy apply (Annex A3). <i>For example, An outcome value of “success” means that the resource data has been successfully collected, “failure” means the data could not be properly reported (failed monitoring).</i>
MEASUREMENT	Mandatory	The measure resulting from the monitoring.

1001 Refined semantics of Event components for the **activity** type:

1002 **Table 11 – Event component semantics for "activity" type events**

Event Component	Prescription Level	CADF Refined Definition
INITIATOR	Mandatory	The RESOURCE that initiated the “activity” (the resource author of the ACTION).
ACTION	Mandatory	The operation or action identifying the “activity”. All values in the ACTION taxonomy (see Annex A2) are applicable.
TARGET	Mandatory	The RESOURCE that is the target of this “activity”.
OUTCOME	Mandatory	The result or status of the “activity”, i.e. expressing an assessment about the execution of this activity. All values of the OUTCOME taxonomy apply (Annex A3)
MEASUREMENT	Optional	Some measure associated with the execution of this activity (e.g. for a request action, a response time).

1003 Refined semantics of Event components for the **control** type:

1004 **Table 12 – Event component semantics for "control" type events**

Event Component	Prescription Level	CADF Refined Definition
INITIATOR	Mandatory	The RESOURCE that performed the “control” decision making or applied the related policy.
ACTION	Mandatory	The decision-making action itself. Only the “evaluate”, “allow”, “deny” and “notify” values in the ACTION taxonomy apply (see Annex A2).
TARGET	Mandatory	The RESOURCE being the main object of the decision or policy, if any.

OUTCOME	Mandatory	<p>A general assessment about the decision making process itself.</p> <p>Only some values of the OUTCOME taxonomy apply (Annex A3):</p> <ul style="list-style-type: none"> • “success” means that the decision making was successfully completed • “failure” means that a decision outcome could not be produced for some reason. • “pending” means that the decision process is still in progress, or waiting for more input. However, this taxonomy could be extended with specific values as needed.
REASON	Mandatory	Provides a rationale for why the particular control action was taken, including a reference to the policy that drove the decision.
MEASUREMENT	Optional	Some measure on which the decision outcome was based (e.g. an average response time for a target server, leading to an alarm if beyond a threshold.).

1005 **4.6.1 Resource classification**

1006 One of the key values of the CADF Event Model is that the action and the resources that participated in the [Actual](#)
 1007 [Event](#), in addition to being described in the [CADF Event Record](#), must also be classified using values from CADF
 1008 defined taxonomies included in this specification. These [CADF Taxonomies](#) are designed to be hierarchical and are
 1009 extensible by profiles of this specification.

1010 Resource classification provides the following benefits:

- 1011 • Enables consumers to construct action or resource-based queries using CADF defined interfaces to obtain
 1012 sets of events (typically in the form of logs or reports) that will produce similar results when used against
 1013 various providers.
- 1014 • Supports comparison of similar resource types across multiple providers and platforms.

1015 **4.7 Mapping typical events to CADF Event Model**

1016 This clause describes some typical audit event use cases along with examples showing how Actual Event
 1017 information could be mapped to the CADF Event Model and semantics. These use cases were selected to show
 1018 how different types of events would be identified and mapped from the perspective of the OBSERVER.

1019 **4.7.1 General approach**

1020 The following table shows the CADF Event model components and how to obtain the correct classification and type
 1021 values:

1022

Table 13 – General mapping approach using the CADF Event Model

CADF EventType and Model Components	Value selection methodology
EventType	Select a valid EventType value that best describes the primary (audit) purpose the OBSERVER has in reporting the Actual Event (and generating the CADF Event Record). <ul style="list-style-type: none"> e.g., “activity” (default), “control” or “monitor”
OBSERVER	Select a classification value from the CADF Resource Taxonomy that best describes the type resource that is observing the actual event and is generating the CADF Event record.
INITIATOR	Select a classification value from the CADF Resource Taxonomy that best describes the type of resource that initiated the actual event from the point of view of the OBSERVER .
ACTION	Select a classification value from the CADF Action Taxonomy that best describes the action the INITIATOR of the actual event is attempting at the time the OBSERVER is generating the CADF Event Record. <ul style="list-style-type: none"> e.g., “create”, “update”, “deploy”, “notify”, etc.
TARGET	Select a classification value from the CADF Resource Taxonomy that best describes the type of resource that is the target of the actual event’s action from the point of view of the OBSERVER .
OUTCOME	Select a classification value from the CADF Outcome Taxonomy that best describes the actions outcome (against the TARGET resource) at the time the OBSERVER is generating the CADF Event Record. <ul style="list-style-type: none"> e.g., “success”, “failure”, “pending”, etc.
MEASUREMENT	If the EventType value is “ monitor ”, then this component must be included with a valid Measurement type and associated property values, otherwise (for other EventType values it is optional.
REASON	If the EventType value is “ control ”, then this component must be included with a valid Reason type and associated property values, otherwise (for other EventType values it is optional.

1023

1024 **4.7.2 Use case 1: Auditing access to a controlled resource**

1025 A cloud provider has a software component that manages identity and access control that we will call an "identity
 1026 management service". This service is required, by the provider's security policy, to log all user activities including
 1027 "logon" attempts against any servers within the provider’s infrastructure.

1028 This example attempts to highlight the following mapping or classification decisions:

- 1029 • The [EventType](#) value is set to “[activity](#)” since the [OBSERVER](#)’s purpose is to report on a security activity.

1030 **4.7.2.1 Mapping to the CADF Event Model**

1031 The following table shows a mapping of the significant actors and elements described in this use case to the
 1032 conceptual CADF Event Model:

1033

Table 14 – Use case 1: Mapping of actors and elements to the CADF Event Model

CADF EventType and Model Components	Selected classification or type value	Rationale
EventType	activity	Selected because OBSERVER is required to report any user security activity (e.g., a “logon”) as part of its proof that the provider is adhering to its company’s “security” policy.
OBSERVER	service/security/identity	This value from the CADF Resource Taxonomy most closely describes an “Identity Manager Service”.
INITIATOR	data/security/account/user	This value from the CADF Resource Taxonomy most closely describes a “user” attempting to “logon” to a “server” perhaps from some application service or client).
ACTION	authenticate/logon	This value from the CADF Action Taxonomy most closely describes a user “logon” action.
TARGET	compute/node	This value from the CADF Resource Taxonomy most closely describes a target “server” that the “user” is attempting to “logon” to.
OUTCOME	Any valid CADF Outcome Taxonomy value	The OBSERVER would select a value from the CADF Outcome Taxonomy that best describes the result of the action it observed. <ul style="list-style-type: none"> e.g., success, failure, pending, etc.
MEASUREMENT	N/A	A MEASUREMENT component is not required for “activity” type events.
REASON	N/A	A REASON component is not required for “activity” type events.

1034 The following figure shows the same mapping applied to the conceptual CADF Event Model:

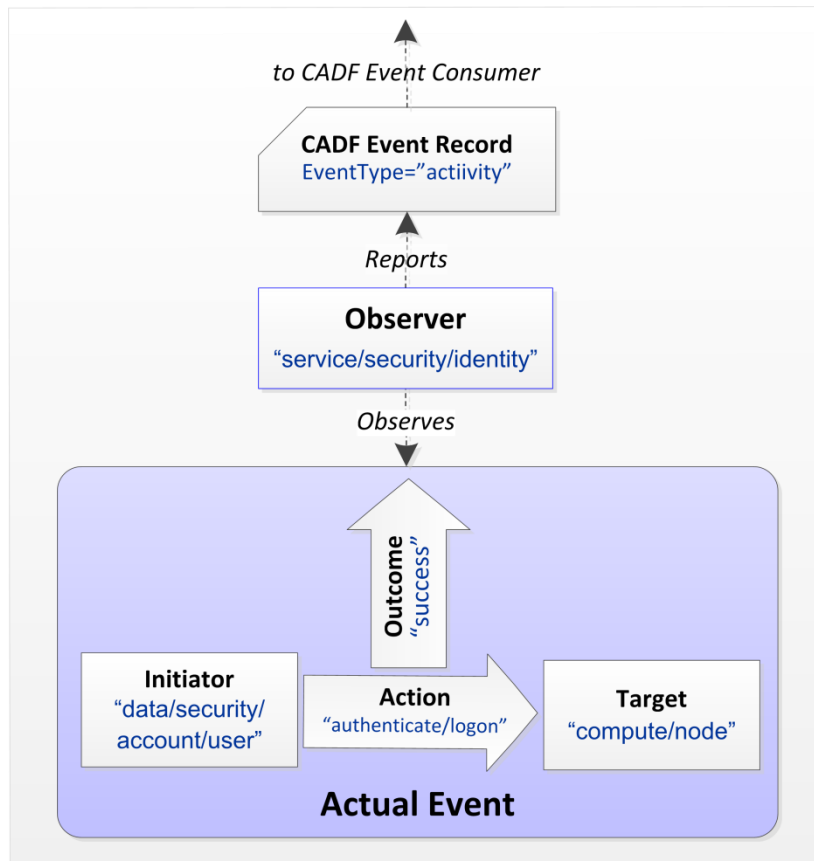


Figure 7 – Use case 1: Conceptual mapping

1035

4.7.3 Use case 2: Periodic monitoring resource status

1036

1037 A cloud provider has software monitoring agents installed on every server that it makes available as an IaaS
 1038 resource to its customers. These agents are required to provide periodic *informational status* of each server's CPU
 1039 utilization along with metric data to their operations management software by using the CADF Event Record format.

1040 This example attempts to highlight the following mapping or classification decisions:

- 1041 • The [TARGET](#) is the resource being monitored.
- 1042 • The [INITIATOR](#) is performing the monitoring function and is also the [OBSERVER](#) as it reports the event.
- 1043 • The [OBSERVER](#)'s purpose is to monitor a server's CPU (classified by the [CADF Resource Taxonomy](#) as
 1044 "cpu"); therefore, the [ACTION](#) is set to the "[monitor](#)" value.

4.7.3.1 Mapping to the CADF Event Model

1045

1046 The following table shows a mapping of the significant actors and elements described in this use case to the
 1047 conceptual CADF Event Model:

1048

Table 15 – Use case 2: Mapping of actors and elements to the CADF Event Model

CADF EventType and Model Components	Selected classification or type value	Rationale
EventType	monitor	Selected because OBSERVER is required to monitor a server’s CPU utilization.
OBSERVER	service/oss/monitoring	This value from the CADF Resource Taxonomy most closely describes a “software monitoring agent”.
INITIATOR	service/oss/monitoring	The OBSERVER is also the INITIATOR of this monitoring event.
ACTION	monitor	This value from the CADF Action Taxonomy (or a direct extension of this value) SHALL be used when the EventType value is “ monitor ”.
TARGET	compute/cpu	This value from the CADF Resource Taxonomy most closely describes a server’s “cpu”.
OUTCOME	success	The OBSERVER successfully obtained and reported a CPU utilization measurement and therefore selected the “success” value from the CADF Outcome Taxonomy .
MEASUREMENT	80%	The MEASUREMENT component is required and the observed 80% CPU utilization is provided as the value.
REASON	N/A	A REASON component is not required for “monitor” type events.

1049 The following figure shows the same mapping applied to the conceptual CADF Event Model:

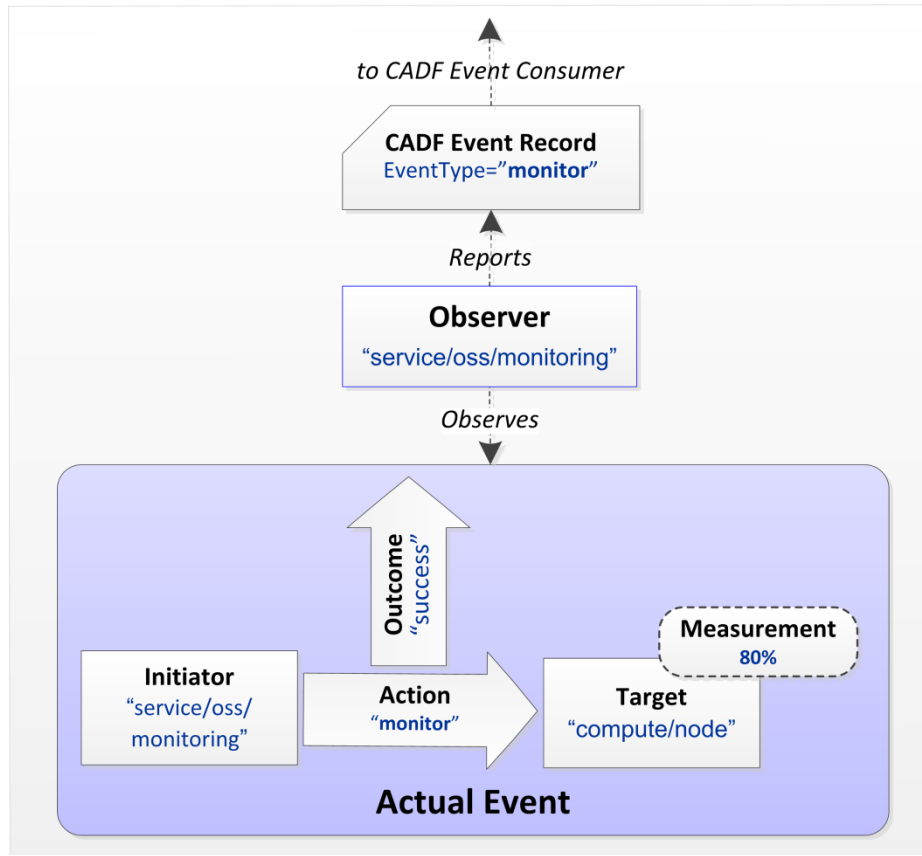


Figure 8 – Use case 2: Conceptual mapping

1050 **4.7.4 Use case 3: Aggregation of resource status into an audit event**

1051 In this use case, a cloud provider has a “monitoring server” (i.e. a dedicated compute node on the cloud network)
 1052 that collects CPU utilization information from server monitoring agents that are installed on every server that it
 1053 makes available as an IaaS resource to its customers that are running application images.

1054 The "monitoring server" summarizes these periodic measurements from the agents, by calculating an average
 1055 utilization value and then generates a single *informational status* event that it sends to the provider's operations
 1056 management software by using the CADF Event Record format.

1057 This example attempts to highlight the following mapping or classification decisions:

- 1058 • The [EventType](#) value is set to [monitor](#).
- 1059 • The [OBSERVER](#)'s purpose is to monitor multiple servers' CPU utilization and provide summary events.

1060 **4.7.4.1 Mapping to the CADF Event Model**

1061 The following table shows a mapping of the significant actors and elements described in this use case to the
 1062 conceptual CADF Event Model:

1063

Table 16 – Use case 3: Mapping of actors and elements to the CADF Event Model

CADF EventType and Model Components	Selected classification or type value	Rationale
EventType	monitor	Selected because OBSERVER is required to monitor a server’s CPU utilization.
OBSERVER	compute/node	This value from the CADF Resource Taxonomy most closely describes a “server”.
INITIATOR	compute/node	The OBSERVER is also the INITIATOR of this monitoring event.
ACTION	monitor	This value from the CADF Action Taxonomy (or a direct extension of this value) SHALL be used when the EventType value is “ monitor ”.
TARGET	compute/cpu	This value from the CADF Resource Taxonomy most closely describes a set of CPUs from multiple servers.
OUTCOME	success	The OBSERVER successfully obtained and reported a CPU utilization measurement and therefore selected the “success” value from the CADF Outcome Taxonomy .
MEASUREMENT	70%	The MEASUREMENT component is required and the observed 70% CPU utilization percentage (average) is provided as the value.
REASON	N/A	A REASON component is not required for “monitor” type events.

1064

The following figure shows the same mapping applied to the conceptual CADF Event Model:

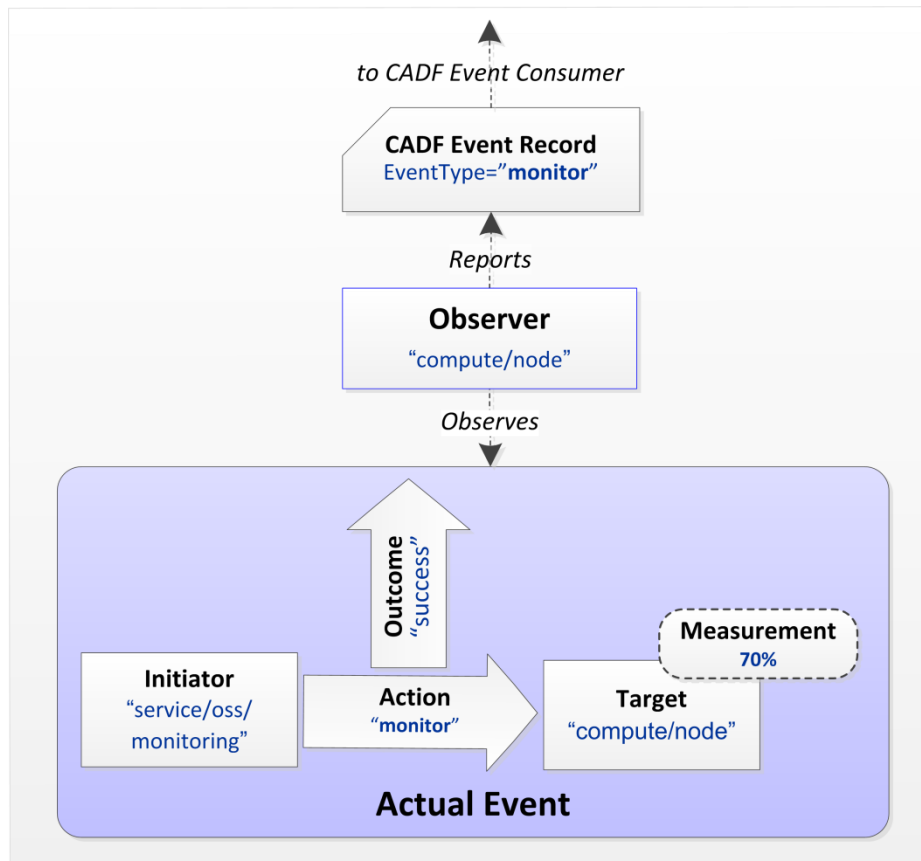


Figure 9 – Use case 3: Conceptual mapping

1065

1066 **4.7.5 Use case 4: Auditing compliance of resource monitors**

1067 In this use case, a cloud provider has software monitoring agents installed on every server that it makes available
 1068 as an IaaS resource to its customers. These agents may themselves be considered "controlled resources" within
 1069 the provider infrastructure and are required by the provider's operational policy to send audit events to show that
 1070 their activities are in compliance when performing operations (e.g., a "read") against the resources they are
 1071 monitoring (or observing) by using the CADF Event Record format.

1072 This example attempts to highlight the following mapping or classification decisions:

- 1073 • This event record represents an alternative view of the same [ACTUAL EVENT](#) as described in Example 2
 1074 ([Periodic monitoring resource status](#)), but is observed from a different perspective.
- 1075 • The [EventType](#) is set to [activity](#).
- 1076 • The [OBSERVER](#)'s purpose is to report on the "read" [ACTION](#) for compliance reasons.
- 1077 • The [MEASUREMENT](#) represents an optional component that could be included in the event record.

1078 **4.7.5.1 Mapping to the CADF Event Model**

1079 The following table shows a mapping of the significant actors and elements described in this use case to the
 1080 conceptual CADF Event Model (Table 17):

1081

Table 17 – Use case 4: Mapping of actors and elements to the CADF Event Model

CADF EventType and Model Components	Selected classification or type value	Rationale
EventType	activity	Selected because OBSERVER is reporting on the low-level “read” activity it is performing against a server’s CPU.
OBSERVER	service/oss/monitoring	This value from the CADF Resource Taxonomy most closely describes a “resource monitor”.
INITIATOR	service/oss/monitoring	The OBSERVER is also the INITIATOR of this monitoring event.
ACTION	read	This value from the CADF Action Taxonomy reflects an audit of a “read” action against the TARGET resource.
TARGET	compute/cpu	This value from the CADF Resource Taxonomy most closely describes a set of CPUs from multiple servers.
OUTCOME	success	The INITIATOR successfully “read” the CPU utilization from the target server and therefore selected the “success” value from the CADF Outcome Taxonomy .
MEASUREMENT	80%	The MEASUREMENT component is OPTIONAL since this is an “ activity ” EventType. However, since the “read” activity obtained a CPU utilization measurement, the OBSERVER chose to include this on the CADF Event Record.
REASON	N/A	A REASON component is not required for “activity” type events.

1082

The following figure shows the same mapping applied to the conceptual CADF Event Model:

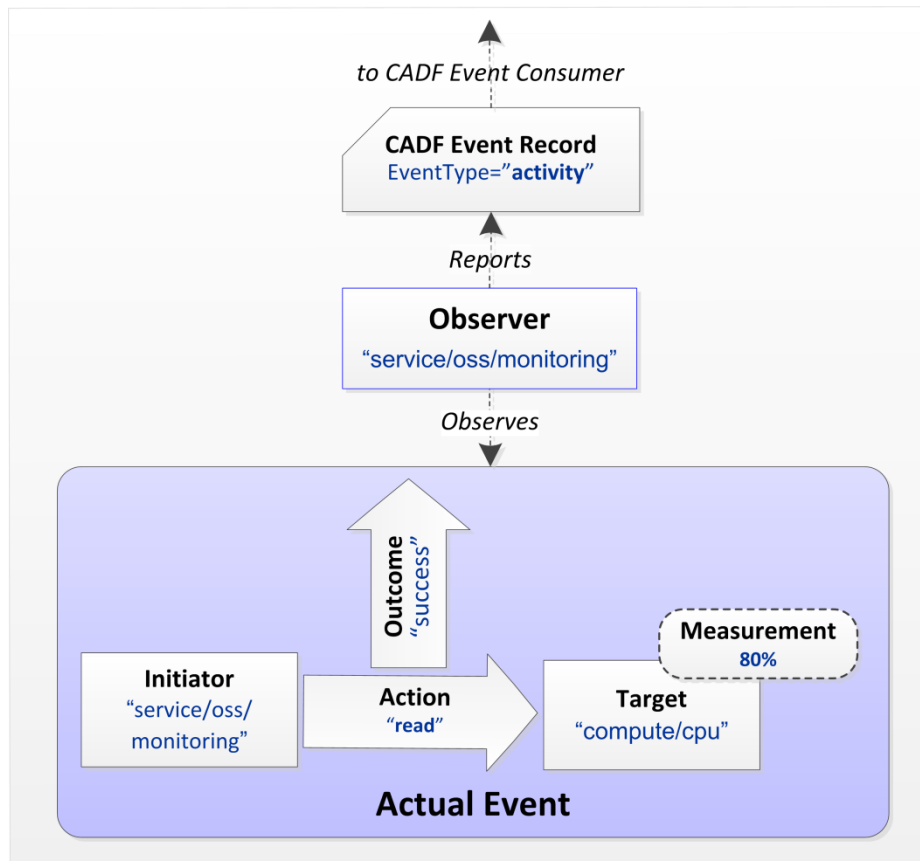


Figure 10 – Use case 4: Conceptual mapping

1083

1084

1085 4.7.6 Use case 5: Auditing controlled resource accesses

1086 In this use case, a user attempts to perform an unauthorized access of a document (a controlled resource) residing
 1087 in a cloud provider’s storage infrastructure. The failed access request was made using an HTTP interface exported
 1088 as part of the provider’s cloud storage service which is designed to return IANA HTTP status codes in the response
 1089 message. In this example, a “401” “reasonCode” value, which corresponds to “Unauthorized” is returned when
 1090 the provider’s authorization system determines the user does not have access to the document they requested.

1091 This example attempts to highlight the following mapping or classification decisions:

- 1092 • The event record represents a specific view of an [ACTUAL EVENT](#) as observed from a resource that is
 1093 reporting on an access control decision from its perspective for compliance audits.
- 1094 • The [EventType](#) is set to [control](#).
- 1095 • The [OBSERVER](#)'s purpose is to report on the "deny" [ACTION](#) for compliance reasons (in this case, the denial
 1096 of access to the controlled resource).
 - 1097 ○ Note: that other [OBSERVERS](#) of the same [ACTUAL EVENT](#) may generate other CADF Event
 1098 Records that describe the activity of reading the document (i.e., an “eventType” value of
 1099 “activity” and an ACTION value of “read”). CADF Event Records that represent different
 1100 perspectives (or observations) of the same ACTUAL event should be correlatable by consumers
 1101 when examining the set of event records produced by the event record provider.
- 1102 • The [REASON](#) represents a mandatory component for control-type events that would be included in this type of
 1103 event record.

1104 4.7.6.1 Mapping to the CADF Event Model

1105 The following table shows a mapping of the significant actors and elements described in this use case to the
 1106 conceptual CADF Event Model (Table 18):

1107 **Table 18 – Use case 5: Mapping of actors and elements to the CADF Event Model**

CADF EventType and Model Components	Selected classification or type value	Rationale
EventType	control	Selected because OBSERVER is reporting on the control action made by a security authorization service.
OBSERVER	service/security/authorization	This value from the CADF Resource Taxonomy most closely describes a service that is observing the authorization decision on the TARGET resource. In this case, it is the same service that is the INITIATOR of the “denial” ACTION.
INITIATOR	service/security/authorization	The INITIATOR is the authorization service, as defined in the security subtree of the CADF Resource Taxonomy.
ACTION	deny	This value from the CADF Action Taxonomy reflects an audit of a “deny” action against the TARGET resource. That is, the authorization service is actively denying a user access to a controlled document.
TARGET	data/file	This value from the CADF Resource Taxonomy most describes a generic file-based document that the user is trying to access.
OUTCOME	success	The INITIATOR successfully “denied” access to the controlled TARGET document. Therefore the “success” value was selected from the CADF Outcome Taxonomy .
MEASUREMENT	N/A	The MEASUREMENT component is OPTIONAL since this is a “ control ” EventType.
REASON	401	A REASON component is required for “ control ” type events. In this case, an IANA code “401”, meaning “Unauthorized”, appears in the value of the reasonCode property. The “reasonType” property would be set to the IANA standard’s registry “http://www.iana.org/assignments/http-status-codes/http-status-codes.xml” .

1108 The following figure shows the same mapping applied to the conceptual CADF Event Model:

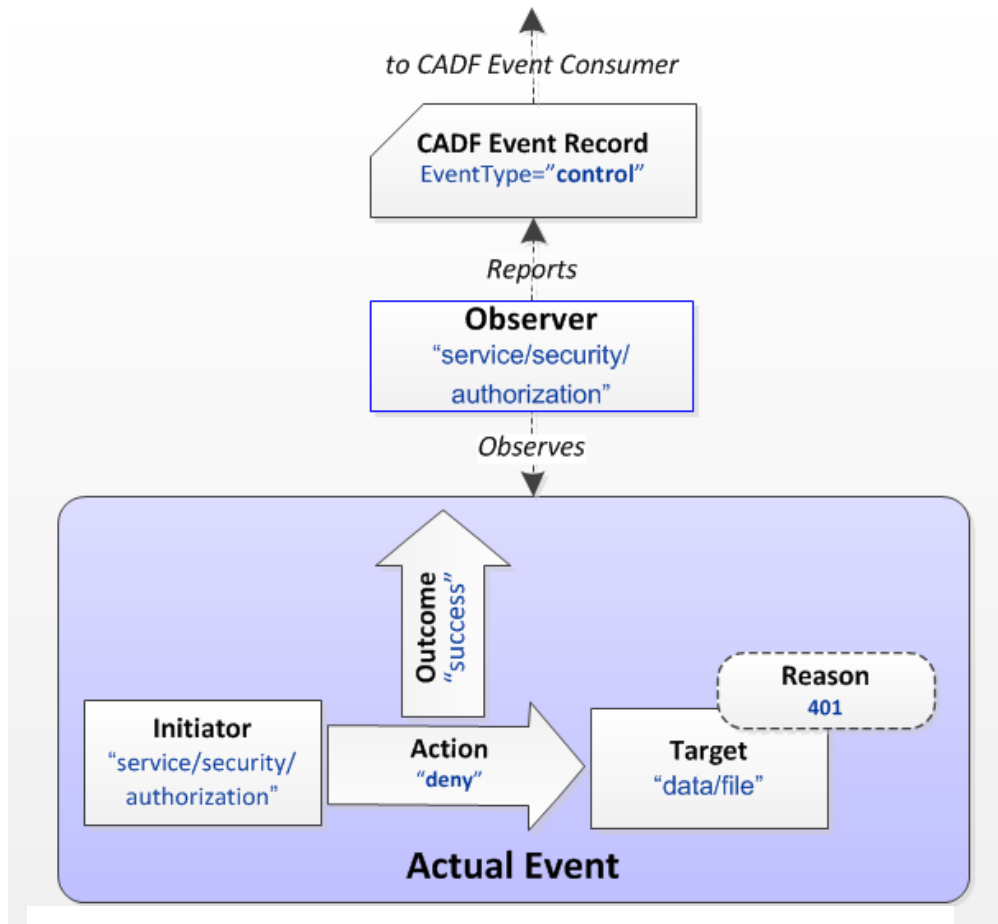


Figure 11 – Use case 5: Conceptual mapping

1109

1110 5 Data model and schema conventions

1111 5.1 Namespace URIs and alias conventions

1112 CADF data is designed to be federated and merged from various sources, as well as extended via profiles.
 1113 Therefore, this specification must produce data (e.g., events, logs and reports) that provides clear identification of
 1114 each domain (schema) that may have defined a data entity, type, property or property value to CADF data
 1115 consumers. This consideration includes the definition of values that are used to uniquely identify resources, provide
 1116 classifications, reference CADF and external schemas, etc.

1117 5.1.1 Namespace URIs

1118 Namespace URIs are used throughout this specification to uniquely identify the CADF specification domain when
 1119 defining CADF Event Model components, CADF Entities, CADF properties, CADF classification values and other
 1120 values.

1121 5.1.1.1 Requirements

- 1122 • Any Namespace URI defined within this specification SHALL be considered reserved for the sole use by this
 1123 specification.

- 1124 • [Extensions or profiles](#) of this specification SHALL NOT mask or redefine any Namespace URI that is defined in
1125 this specification.
- 1126 • CADF data consumers SHALL NOT make assumptions about the layout or network accessibility of the URIs or
1127 the structures of any URI used in this specification, extensions, or profiles.
 - 1128 ○ For example, just because a URI uses the “http” protocol scheme prefix to identify some data schema
1129 (e.g., “http://mystandard.org/schema”) or a server resource (e.g.,
1130 “http://mycompany.com/myserver”), it does not imply that these can actually be
1131 dereferenced as URLs.

1132 **5.1.2 Namespace aliases**

1133 The use of Namespace URIs within events, logs and reports achieves clear identification of data, it can also lead to
1134 repetition, increased data sizes and reduced readability. In order to improve processing performance and reduce
1135 data size for storage and transmission of event data, the definition of domain and namespace URI "aliases" will be
1136 supported for use in this specification.

1137 **5.1.2.1 Requirements**

- 1138 • Any alias name for a domain or Namespace URI value that is defined within this specification SHALL be
1139 considered reserved for the sole use by this specification.
- 1140 • [Extensions or profiles](#) of this specification SHALL NOT mask or redefine any Namespace alias that is defined
1141 in this specification.
- 1142 • Alias names SHALL be unique within the scope of any [CADF Entity](#).
 - 1143 ○ An alias name MAY be defined within a top-level [CADF Entity](#). This permits the alias to be referenced
1144 repeatedly within that entity's scope.
- 1145 • Any alias reference that is used within the scope of a [CADF Entity](#) SHALL not be disassociated from its alias
1146 definition.

1147 **5.2 Namespaces and namespace aliases**

1148 Table 19 lists the namespaces (i.e., URIs) and namespace aliases that are used in this specification along with their
1149 referenced specifications. One of the types of aliases described above would be a namespace alias that can be
1150 used as a prefix for a URI. The choice of any namespace prefix is arbitrary and not semantically significant.

1151 **Table 19 – Namespaces**

Alias	Namespace	Specification
cadf	http://schemas.dmtf.org/cloud/audit/1.0/	The CADF Namespace and CADF Namespace alias used to represent this specification (by version).
xs	http://www.w3.org/2001/XMLSchema	XML Schema

1152 **5.2.1 Requirements**

- 1153 • The CADF Namespace and Namespace alias SHALL be reserved for use by this specification.
- 1154 • The CADF Namespace for the data schema defined in this specification is consistent with DMTF specification
1155 [DSP4009](#) and SHALL be the following value:

```
http://schemas.dmtf.org/cloud/audit/1.0/
```

- 1156
- The CADF Namespace alias for this specification's schema SHALL be the value "cadf" (i.e., only the lowercased characters within the quotes):
- 1157

```
cadf
```

- 1158
- The CADF Namespace SHALL be used as the target namespace for any schema (e.g., XML, JSON, etc.) that represents the definitions and requirements of this specification.
- 1159
- The CADF Namespace alias "cadf" SHOULD be used to represent the CADF Namespace as a prefix wherever possible. For example:
- 1160
- 1161

```
cadf:<data entity, type, property or value>
```

- 1162
- Profiles of this specification MAY define additional namespaces and aliases to reference themselves within CADF documents and schema.
- 1163

1164 5.2.2 XML usage example

1165 The following example shows the proper use of this specification's namespace within an XML schema definition (XSD) document which would declare CADF schema elements and attributes.

1166

```
<xs:schema
  xmlns:xs="http://www.w3.org/2001/XMLSchema"
  targetNamespace="http://schemas.dmtf.org/cloud/audit/1.0/"
  elementFormDefault="qualified"
  attributeFormDefault="unqualified">
  ...
</xs:schema>
```

1167 Then following example shows how the CADF schema would be referenced within an XML instance document that references the CADF XML Schema Definition (XSD):

1168

```
<?xml version="1.0" encoding="UTF-8"?>
  <cadf:log
    xmlns:xsi="http://www.w3.org/2001/XMLSchema-instance"
    xsi:schemaLocation="..."
    xmlns:cadf="http://schemas.dmtf.org/cloud/audit/1.0/">
    ...
  </cadf:log>
</xml>
```

1169 **Note:** All CADF elements are qualified properly within the XML document instance.

1170 5.2.3 JSON usage example

1171 As of the authoring of this specification, there is no standardized way to express namespaces in JSON documents.

1172 This specification provides a property named "typeURI" for all top-level CADF Entities (i.e., CADF Event, Log and

1173 Report) which can be used by interpreters of JSON or other data formats (e.g., YAML, etc.) to recognize a set of

1174 CADF data:

```
{
  "typeURI": "http://schemas.dmtf.org/cloud/audit/1.0/event",
  ...
},
```

1175 The above example would indicate all the other properties and values within the same structure are to be
 1176 interpreted as a CADF Event type as defined by the CADF version 1.0 specification (schema).

1177 **5.2.3.1 Notes**

1178 The recently published [W3C JSON-LD 1.0 candidate recommendation](#) is one potential standard that shows promise
 1179 for declaring identifiers and types (i.e., a data schema) for JSON documents.

1180 The following example is non-normative; however, it shows how the CADF schema’s namespace could be declared
 1181 using JSON-LD 1.0 to establish a target namespace for all properties in the JSON data it is associated with (unless
 1182 otherwise aliased or prefixed (using a full Internationalized Resource Identifiers or IRIs) :

```
"@context": {
  "@vocab": "http://schemas.dmtf.org/cloud/audit/1.0/",
  ...
},
```

1183 The above JSON-LD declaration could be used within the context of a document to setup the “base” vocabulary for
 1184 the CADF schema (i.e., the CADF namespace) prior to introducing a CADF Entity (e.g. a CADF Event, Log or
 1185 Report). The context could also be used to create the “cadf” schema namespace alias:

```
"@context": {
  ...
  "cadf": "http://schemas.dmtf.org/cloud/audit/1.0/",
  ...
},
```

1186 **5.3 Reserved Namespace URIs and aliases for RESOURCES in the CADF Event Model**

1187 In some cases, the same actual [RESOURCE](#) may fulfill more than one of the roles of the [CADF Event Model](#) (i.e.,
 1188 [INITIATOR](#), [TARGET](#) or [OBSERVER](#)). It is not efficient to require the same RESOURCE to be defined multiple
 1189 times within the scope of the same [CADF Event Record](#) if not necessary.

1190 The following Namespace URIs are reserved for use within this specification:

Namespace URI	Description
http://schemas.dmtf.org/cloud/audit/1.0/event/initiator	This value MAY be used, by specified properties, as a value to reference the resource defined by the “initiator” or “initiatorId” property (i.e., its value) within the same CADF Event data type.
http://schemas.dmtf.org/cloud/audit/1.0/event/target	This value MAY be used, by specified properties, as a value to reference the resource defined by the “target” or “targetId” property (i.e., its value) within the same CADF Event data type.

http://schemas.dmtf.org/cloud/audit/1.0/event/observer	This value MAY be used, by specified properties, as a value to reference the resource defined by the “observer” or “observerId” property (i.e., its value) within the same CADF Event data type.
--	--

1191 The following Namespace aliases are reserved for use within this specification:

Alias	(alias for) Namespace URI
initiator	http://schemas.dmtf.org/cloud/audit/1.0/event/initiator
target	http://schemas.dmtf.org/cloud/audit/1.0/event/target
observer	http://schemas.dmtf.org/cloud/audit/1.0/event/observer

1192 **5.4 Entity naming conventions**

1193 **5.4.1 Requirements**

1194 All schema names (e.g., entity, data type, element, property, operation, parameter, etc.) defined by this
 1195 specification, or defined via an extension, SHALL adhere to the following rules:

- 1196 • Entity names SHALL be treated as case sensitive.
- 1197 • Entity names SHALL only use the following set of characters:
 - 1198 ○ Uppercase ASCII (U+0041 through U+005A)
 - 1199 ○ Lowercase ASCII (U+0061 through U+007A)
 - 1200 ○ Digits (U+0030 through U+0039)
 - 1201 ○ Underscore (U+005F)
- 1202 • The first character of an Entity Name SHALL NOT begin with the following set of characters:
 - 1203 ○ Digits (U+0030 through U+0039)

1204 **5.4.2 XML naming requirements**

1205 In order to avoid naming collisions with other XML data schemas, the following requirements are specified:

- 1206 • All elements in this specification’s XML Schema SHALL be qualified by a namespace, as per [\[XMLSchema0\]](#),
 1207 to avoid collisions with other data schemas that may be encapsulated within this specification’s schema.
- 1208 • All extensions and profiles of this specification that define additional properties (represented as XML attributes)
 1209 to CADF defined entities (represented as XML elements) SHALL be qualified by the namespace that defines
 1210 the additional properties.
 - 1211 ○ This requirement is intended to avoid collisions for common attribute names and any conflicts with
 1212 CADF defined property names.

1213 **5.5 Property constraints**

1214 Each entity (e.g., element or property) described in this schema is augmented by a set of constraints that further
 1215 qualify the entity being defined.

1216 **5.5.1 "Required" constraint:**

1217 The schema definition tables include a "required" column that indicates whether the associated data type, entity, or
 1218 property (and its corresponding feature or value) is required. Possible values are:

"Required" Constraint Value	Description
Yes	Indicates that the specified entity or property is required and SHALL be present.
No	Indicates that the specified entity or property is optional and MAY be present.
Dependent	<p>Indicates the specific entity or property SHALL or MAY be required depending upon some condition described by the property.</p> <p>For example, a format dependency may be described on a per-entity or per-property basis when serializing in XML or JSON formats.</p>

1219 5.6 Format-specific representations

1220 This specification is written to be neutral to transmission format because [format profiles of this specification are](#)
 1221 [permitted](#). The intent is that this specification describes the CADF Data Model in a way that allows formats to be
 1222 authored such that they can easily (and losslessly) be translated from one format to another. However, this
 1223 specification acknowledges that both XML and JSON are popular formats used by cloud providers and deserve
 1224 special consideration in this specification.

1225 This clause specifically attempts to provide requirements and guidance for expressing this specification's entities,
 1226 data types, and properties in either XML or JSON.

1227 5.6.1 Entity Type URIs

1228 The specification supports serialization of top-level entity instances (or approved extensions of them) with the
 1229 following conventions:

1230 5.6.1.1 Requirements

1231 XML serialization:

1232 Any top-level entity (see [section 7](#)), when serialized as an XML element with name equal to the Entity name, MAY
 1233 include the property "typeURI" with the defined "Entity Type URI" value for the entity being serialized. For
 1234 example:

```
<entity typeURI="xs:anyURI" simpleproperty="value">
  ...
</entity>
```

1235 JSON serialization:

1236 Any top-level entity (see [section 7](#)), when serialized as a JSON object SHALL include a "typeURI" property with
 1237 the defined "Entity Type URI" value as defined for the CADF Entity being serialized. For example:

1238 If an entity is expressed by itself it would appear as follows:

```
{
  "typeURI": "URI string",
  "simpleproperty": "value",
  ...
}
```

1239 or as follows if the entity is itself a named property of another data type:

```
{
  "<entity's propertyname>": {
    "typeURI": "URI string",
    "simpleproperty": "value",
    ...
  }
}
```

1240 5.6.1.2 Notes

1241 Although the "typeURI" property may be included in XML serializations for CADF Entities, it is not recommended
1242 or necessary to identify the Entity schema type because it is implicit from the element name and XML schema and
1243 therefore not recommended.

1244 5.6.2 Language identification

1245 This specification may include optional descriptive or informational elements that contain human-readable text
1246 (data). In order for processors to correctly select such elements against a specified set of desired language(s),
1247 attributing normative language values to such elements is important. The presence of this property will assist in the
1248 creation of views optimized for the language of the end consumer of an event, report, or log.

1249 5.6.2.1 Requirements

1250 When language identification is indicated:

- 1251 • for language identification in XML, XML elements that provide human-readable, text-based information as their
1252 value data SHALL use the W3C special attribute (property) "xml:lang" to specify the language where
1253 necessary. [\[W3C-XML\]](#)
- 1254 • for language identification in JSON, JSON structures that provide human-readable, text-based information
1255 SHALL include the CADF defined property "lang" with permitted values as specified by [W3C-XML](#).

1256 5.6.2.2 Examples

1257 XML serialization:

1258 Language identification in XML SHALL be accomplished with the use of the "xml:lang" attribute:

```
<element xml:lang="en">
  ...
</element>
```

1259 JSON serialization:

1260 Language identification for JSON objects SHALL be accomplished with the use of the "lang" property:

```
object: {
  "lang": "en",
  ...
}
```


1261 **5.6.3 Rules for XML and JSON format representation**

1262 This clause describes how the CADF Entities, data types, and properties defined in this specification would be
 1263 translated to XML [[W3C XML](#)] and JSON [[RFC 4627](#)] formats.

1264 **5.6.3.1 Requirements**

1265 The following rules SHALL be applied when representing CADF Entities, data types, and properties in XML:

- 1266 • Any [CADF Entity](#), and any of its extensions or derivations, SHALL be expressed as an XML element where the
 1267 XML element name is the same as the entity's name.
- 1268 • Any property defined as a [CADF complex data type](#), and any of its extensions or derivations, SHALL be
 1269 expressed as an XML element where the XML element name is the same as the property name defined for
 1270 that data type and its composite properties follow the same expression rules recursively (and are expressed as
 1271 attributes or nested elements).
- 1272 • Any property defined as a [basic data type](#) or [CADF basic type](#) and its corresponding value SHALL be
 1273 expressed as an XML attribute-value where the XML attribute's name is the same as the property name
 1274 defined for that data type and the XML attribute's value SHALL conform to the defined values for that property
 1275 and XML schema data type.
- 1276 • Any property defined as a [CADF Entity](#) or [CADF complex data type](#) and any of its extensions or derivations
 1277 that does not have any properties that are CADF complex data types SHOULD be expressed as a self-closing
 1278 XML element.

1279 The following rules SHALL be applied when representing CADF Entities, data types and properties in JSON:

- 1280 • Any CADF Entity, and any of its extensions or derivations, SHALL be expressed as a JSON object.
- 1281 • Any [CADF Entity](#), and any of its extensions or derivations, SHALL have a JSON name-value pair where the
 1282 JSON pair's name (string) SHALL be "typeURI" and pair's value is the specified "Entity Type URI" for that
 1283 CADF Entity.
 - 1284 ○ Note that this requirement is also explained in the clause 5.6.1 ("[Entity Type URIs](#)") above.
- 1285 • Any [CADF complex data type](#), and any of its extensions or derivations, SHALL be expressed as a JSON object
 1286 where the JSON object's name is the same as the property name defined for that data type.
- 1287 • Any [basic data type](#) or [CADF basic type](#) and its corresponding value SHALL be expressed as a JSON name-
 1288 value pair where the JSON pair's name (string) is the same as the property name defined for that data type
 1289 and pair's value SHALL conform to the defined values for that property and its schema type.

1290 **5.6.3.2 Examples**

1291 If a [CADF Entity](#) and its basic and complex properties are defined as follows:

Entity Name	<i>entity1</i>		
Property Name	Property Type	Required	Description
<i>simple1</i>	xs:string	Yes	A required property of the basic XML "string" type.
<i>simple2</i>	cadf:identifier	No	An optional property of the CADF basic "identifier" type.
<i>complex1</i>	<namespace>:<complexTypeA>	Yes	A required complex type (see table below).

1292 and whose complex type is defined as follows:

Complex Type Name	<i>complexTypeA</i>		
Property Name	Property Type	Required	Description
<i>simpleA</i>	xs:string	Yes	A required property for the sample complex type. Whose value is another basic XML "string" type.

1293 would have the following format serializations:

1294 **XML serialization:**

1295 Showing the proper serialization using a self-closing XML element:

```
<entity1 simple1="some string" simple2="myscheme://mydomain/id/1234">
  <complex1 simpleA="another string"/>
</entity1>
```

1296 **JSON serialization:**

1297 Showing the proper serialization using a JSON object name for the CADF Entity:

```
{
  "typeURI": "entity1's specified Type URI value",
  "simple1": "some string",
  "simple2": "myscheme://mydomain/id/1234",
  "complex1": {
    "simpleA": "another string"
  }
}
```

1298 **6 CADF Entities and data types**

1299 This clause defines the CADF entities and data types that are necessary to ensure providers produce CADF
1300 specified event data in a normative fashion so that it can be properly aggregated, federated, and searched to
1301 produce consistent logs and reports. These CADF data types will be referenced by the CADF data schema.

1302 **6.1 Extensibility mechanisms**

1303 This clause describes extensibility mechanisms that can be applied to both [CADF Entities](#) and [CADF complex data](#)
1304 [types](#).

1305 In this specification, CADF Entities (and in some cases complex CADF Data types) represent classes of resources
1306 that may vary significantly from one cloud environment to the other, yet are expected to share a same set of core
1307 properties for cross-domain comparison when auditing. To accommodate these considerations, this CADF data
1308 model provides ways to extend or augment these resources. The approach allows for associating additional data to
1309 entity or complex type instances, while providing enough meta-level description so that interoperability and profiling
1310 are possible.

1311 Three extensibility mechanisms are used in the CADF data model, as indicated for each [CADF Entity](#) or [CADF](#)
1312 [complex data types](#):

- 1313 • Attachments
- 1314 • Derivation

- Tags

6.1.1 Attachments

Another way to extend a [CADF Entity](#) or [complex data type](#) is to associate attachments to it. An attachment is a container for data or “content” that may follow any structure – from an atomic type to a complex hierarchy. However, it is desirable for processing and interoperability, that the type – or structure – of the content be identified by a simple value. To this end the attachment also contains a “content type”, i.e., a URI that identifies the kind of content.

The data type used to implement Attachments for CADF entities is described in clause 6.4 ([“Attachment type”](#)).

6.1.1.1 Attachment notes

Attachments are intended to be used for inclusion of domain-specific, informative, or descriptive information. Information in attachments should NOT be critical to a basic understanding of the CADF Event Record – indeed, any and all attachments should be considered optional and the generator should assume that downstream consumers may drop any and all attachments to save space.

Attachments may be generated and attached by the original CADF Event [OBSERVER](#) or by any downstream [REPORTER](#). For example, an access control mechanism may report that it allowed access to a resource based on an opaque SAML token, and then a downstream Reporter may reverse-lookup that token, resolve it to the identity of a person, and “attach” a custom identity record to the CADF Event Record.

Attachments may also contain state information about a resource – e.g., a list of attributes about that resource at the time the event occurred. This information can be highly useful for understanding the context in which the activity took place, but again the attachment must be considered optional, and in general such state information should be limited to highly-relevant pieces of data to avoid inflated events and logs that become unprocessable.

6.1.2 Derivation

A [CADF Entity](#) (and in some cases [CADF complex data types](#)) will allow for additional user-defined properties. In other words, a new derived entity or data type can be defined, that contains properties in addition to the core properties that are defined in the original CADF Entity or data type (also referenced here “base entity” or “base type”). Such derived types are typically described as part of a specific profile of the CADF model. Several derivations may be defined for the same base CADF Entity, yet any processing or query that is possible over a base CADF Entity and its instances will also apply to its derivations.

To this end, derived entities and types also must derive their type name from the name of the base CADF Entity or type from which they derive. This means that any CADF Entity or complex data type that is derivable contains a “typeURI” property that identifies the base CADF Entity type and any derived type would identify itself within the same property by adding an additional segment name to the base type's “typeURI” property.

As for entities, the existence of a “typeURI” property in a CADF complex data type indicates that this complex type is derivable.

For example, a cloud provider may decide to derive different resource types from the complex CADF Resource type defined in this model in order to match different types of resources in its environment.

The “typeURI” property value for the derived provider Resource type may extend the URI value as specified for the base [CADF Resource Taxonomy URI](#) (i.e., “<http://schemas.dmtf.org/cloud/audit/1.0/taxonomy/resource/>”).

Derived entities or data types will typically be associated with an XML schema extended from the original, yet the instances of such derived entities must validate against the original schema.

1354 6.1.3 Tags

1355 Tags provide a powerful mechanism for adding domain-specific identifiers and classifications to CADF Event
1356 Records which can be referenced by the [CADF Query Interface](#). This allows customers to construct custom reports
1357 or views on the event data held by a provider for a specific domain of interest. A CADF Event Record can have
1358 multiple Tags that enable cross-domain analysis.

- 1359 • For example, CADF Tags added to [CADF Event Records](#) could help link “events of interest” to customers
1360 using well-defined security compliance standards or frameworks (e.g. ISO 27001, PCI DSS, SSAE16, ISACA
1361 COBIT, etc.). CADF Tag syntax can be used to identify the frameworks (and their versions) and also include
1362 specific numbered control values defined within these frameworks and then associated to the appropriate
1363 event records.

1364 The data type used to implement Tags for CADF entities is described in clause 6.3.3 (“[Tag type](#)”).

1365 6.2 Basic data types

1366 Basic data types are typically simple (single) values and are not composed of or contain other (standalone) data
1367 types and are typically well-understood by most programming languages.

1368 This clause describes basic data types for typing property values when specifying data schema within this
1369 document. In general, these data types are not specific to CADF, but each may have specific constraints or
1370 requirements that are necessary when representing CADF data. The basic data types we recognize in CADF
1371 schema are defined in other specifications that we normatively reference in this section.

1372 6.2.1 General requirements

- 1373 • The simple data types defined below SHOULD be used wherever possible by extensions and profiles of this
1374 specification.
- 1375 • Any constraints on the specific ranges allowed for any particular property SHOULD be specified by that
1376 property's definition.

1377 6.2.2 boolean

1378 A value as defined by xs:boolean per [XMLSchema2](#), with the exception that the only allowable values are either
1379 "true" or "false". The value is case sensitive and SHALL be lowercase.

1380 6.2.3 integer

1381 A value as defined by xs:integer per [XMLSchema2](#).

1382 6.2.4 double

1383 A value as defined by xs:double per [XMLSchema2](#).

1384 6.2.5 string

1385 A value as defined by xs:string per [XMLSchema2](#).

1386 6.2.6 duration

1387 A value as defined by xs:duration per [XMLSchema2](#).

1388 6.2.6.1 Lexical representation

```
'-'? 'P' n 'Y' n 'M' n 'D' 'T' n 'H' n 'M' n 'S'
```

- 1389 • Where a preceding '-' (minus) sign is permitted to indicate a negative duration.
- 1390 • Where 'n' represents numeric values:

[0-9]+

- 1391 • Where the 'n' value for S (seconds) permits numeric values in fractions of a second:

[0-9]+(\.[0-9]+)?

1392 **6.2.7 URI**

1393 The base format and syntax of properties of type "URI" are defined by [RFC3986](#). However, the CADF URI type
1394 includes some additional requirements described within this clause.

1395 **6.2.7.1 Additional URI requirements**

1396 The following additional constraints SHALL apply to URI typed data in this specification, extensions, or profiles:

- 1397 • URIs that are intended to be identifiers SHALL not be relative URIs unless a valid alias is defined in the
1398 containing entity (e.g., a URI defined in a CADF Log could be used as a valid alias when composing a CADF
1399 Identifier in place of an absolute URI).
- 1400 • Relative URIs SHALL NOT start with a "/"; otherwise, the URI is assumed to be absolute and no URI
1401 processing (to determine the full path) will be performed.

1402 **6.2.8 Basic type translation to JSON from XML**

1403 This specification references basic data types as they are defined by XML schema. Table 20 shows how these
1404 basic data types would translate from XML to JSON:

1405 **Table 20 – Basic type translation from XML to JSON**

XML type	JSON type
xs:boolean	boolean
xs:integer	number
xs:double	number
xs:string	string
xs:anyURI	string
xs:duration	string

1406 **6.3 CADF basic data types**

1407 This clause defines basic CADF data types. These types may be used when defining complex CADF data types
1408 and entities. CADF basic data types, much like Basic data types defined in section 6.2, are represented by simple
1409 (single) values and are derived from other specifications that we normatively reference in this section. However,
1410 these types are different in that this specification provides additional semantic meaning and/or changes in internal
1411 format or syntax.

1412 **6.3.1 Identifier type**

1413 This data type is defined to normatively describe identifiers as part of the CADF Event Record.

1414 **6.3.1.1 Design considerations**

1415 In order to effectively audit any form of compliance, it is essential to clearly identify the precise resources and actors
1416 that are performing activities and represent them in event records.

1417 In addition, any identity must be composed such that it is reasonably guaranteed to be "globally unique" so that,
1418 when CADF Event Records are aggregated from multiple sources (i.e. federated), identities do not "collide" and
1419 result in audit logs or reports where it is not clear which resource or actor actually performed the action and where
1420 (e.g., provider domain).

1421 Because CADF Logs and Reports may contain many CADF Event Records, each with multiple identifiers, it is
1422 desirable that the identifier format permit composition to prevent duplication of commonly repeated components.

1423 **6.3.1.2 Type name and URI**

1424 The following type name, qualified name and URI are used to identify the CADF Identifier data type:

Type Name	identifier
Type Qualified Name	cadf:identifier
Type URI	http://schemas.dmtf.org/cloud/audit/1.0/identifier

1425 **6.3.1.3 Requirements**

1426 This specification defines an Identifier type that is based upon the Uniform Resource Identifier Reference (URI) as
1427 specified in [RFC3986](#). Any value that represents a CADF Identifier type in this specification, its extensions, or
1428 profiles SHALL adhere to the requirements listed in this section:

1429 **General requirements**

- 1430 • CADF Identifier type values SHALL be created to be Universally Unique Identifiers (UUIDs) so that when
1431 CADF data (e.g., CADF Event Records, Logs, Reports, Resources, Metrics, etc.) are federated it will be
1432 uniquely identifiable to the source (e.g., cloud provider, service, etc.) that created them.

1433 **Syntax requirements**

- 1434 • CADF Identifiers SHALL adhere to the URI Syntax as defined by in [RFC3986 with any exceptions listed in this](#)
1435 [requirements section](#).
- 1436 • CADF Identifiers SHALL NOT have empty paths as allowed by the ABNF grammar of [RFC3986](#).
 - 1437 ○ by corollary, CADF Identifiers SHALL end with one or more valid path segments (as defined by
1438 [RFC3986](#)) in order to assure they are valid UUIDs.
- 1439 • **Character Encoding:**
 - 1440 ○ CADF Identifiers SHALL be composed only of characters from the US-ASCII coded character set and
1441 SHALL only use unreserved characters.
 - 1442 ○ This means that characters from other character sets SHALL be encoded into the US-ASCII
1443 character set as described by [RFC3986](#).
- 1444 • **Namespacing:**
 - 1445 ○ CADF Identifiers MAY be constructed using namespace prefixes (i.e., aliases), as defined in in
1446 [RFC3986](#), to substitute for portions of an absolute URI.
 - 1447 ○ If a namespace is used on a CADF Identifier, the namespace definition SHALL be defined within the
1448 same scoping document as the CADF Identifier (e.g. a [CADF Log](#) or [Report](#)) which references the
1449 namespace.

- 1450 ○ Aliases defined as part of the CADF standard (see sections 5.2 and 5.3) do not need to be defined
1451 when referenced within any CADF Identifier.

1452 6.3.1.4 Lexical representation

- 1453 • The following syntax is the required Lexical representation of the CADF Identifier type described using
1454 [RFC3986](#) components as above:

```
scheme ":" hier-part [ "?" query ] [ "#" fragment ]
```

1455 where the hierarchical component (or "hier-part") SHALL be as follows:

```
hier-part = "//" authority
           / path-absolute
           / path-rootless
           / path-empty
```

1456 **Note:** The CADF identifier data type is compatible with the *xs:anyURI* data type described by [XMLSchema2](#).

1457 6.3.1.5 Best practices

- 1458 • When CADF Identifier values include a protocol scheme (such as "http"), it SHOULD NOT be assumed that
1459 this represents a resource that can be accessed by the identifier value.
- 1460 • CADF Identifier "authority" names SHOULD be the same for resources managed by the same provider domain
1461 (i.e., the same management domain) and SHOULD NOT change frequently.
- 1462 • CADF Identifiers MAY use a namespace prefix to substitute for the scheme, domain and portions of the
1463 hierarchical path as long as the identifier is able to reference or resolve the namespace definition which
1464 includes the scheme, domain and portions of the hierarchical path that it replaces.
- 1465 ○ For example, within a CADF Log a namespace definition could be defined at the beginning of the log
1466 at top-level and any CADF Event Records (or other CADF entities that use CADF Identifiers) that
1467 appear within that same CADF Log could use that namespace instead of using the full representation
1468 wherever it was needed.

1469 6.3.1.6 Examples

1470 **Example 1:** "CADF Identifier using an absolute URI"

1471 In this example, the CADF Identifier is composed as an **absolute** URI that includes the optional scheme component
1472 (i.e., "http"), the cloud provider's registered domain name and followed by a hierarchical path that describes an
1473 instance (e.g., "4321") of an application server (e.g., "appserver") within the provider's infrastructure.

```
http://publiccloud.com/datacenter1/appserver/4321
```

1474 **Example 2:** "Provider-specified scheme"

1475 In this example, the CADF Identifier is composed as an **absolute** URI that is further classified by provider specified
1476 scheme (e.g., "myscheme"). This scheme is followed by the cloud provider's domain name of the cloud provider
1477 followed and followed by a hierarchical path that identifies a unique user managed by the provider.

```
myscheme://mycloud.com/account/1234/user/5678
```


1478 **Example 3: "Provider-specified scheme using a UUID"**

1479 In this example, the CADF Identifier is composed as namespace alias plus a UUID that is meaningful within the
 1480 cloud provider that is identified by the namespace.

```
mynamespacealias:9e929943-6903-50ad-af9e-90b68bf8ec59
```

1481 **6.3.2 Path type**

1482 This clause describes how to represent values that are elements of hierarchies. This construct is used for example
 1483 when providing values from [CADF Taxonomies](#) that classify components of the CADF Event Model within CADF
 1484 Event Records as path values.

1485 **6.3.2.1 Design considerations**

1486 This specification includes [CADF classification taxonomies](#) that are designed to identify, request and collect CADF
 1487 Event Records from a provider that may be relevant to proving compliance against various compliance frameworks.

1488 The values within these classification taxonomies are designed as hierarchical trees where nodes defined at greater
 1489 levels representing a more granular classification. Individual nodes (or values) with the tree can be identified by its
 1490 unique path constructed by combining the node values from the root node of the tree to its node value along with
 1491 any intermediate node values traversed.

1492 The design of this type needs to represent these classification values as paths in a way that is compatible with
 1493 popular path traversal and search mechanisms such as XPath and XQuery yet be simple enough to support other,
 1494 non-XML tooling.

1495 **6.3.2.2 Type name and URI**

1496 The following type name, qualified name and URI are used to identify the CADF Path data type:

Type Name	path
Type Qualified Name	cadf:path
Type URI	http://schemas.dmtf.org/cloud/audit/1.0/path

1497 **6.3.2.3 Requirements**

1498 The CADF Path uses URI references to identify [CADF Taxonomy](#) values with certain URI Syntax components given
 1499 the specific additional requirements listed below.

1500 Any value that represents a CADF Path type in this specification, its extensions or profiles SHALL adhere to the
 1501 following requirements:

1502 **Syntax requirements**

- 1503 • CADF Path values SHALL adhere to the URI Syntax as defined by in [RFC3986](#) with additional requirements
 1504 listed below. For convenience, the syntax components from [RFC3986](#) are as follows:

```
scheme ":" hier-part
```

- 1505 ○ and the hierarchical component (or "hier-part") is defined as follows:

```
hier-part = "//" authority
           / path-absolute
           / path-rootless
```



```
/ path-empty
```

1506 ○ where the "path-rootless" component is defined as follows:

```
path-rootless = segment-nz * ( "/" segment )
```

1507

- 1508 ● CADF Paths SHALL NOT contain the query component of the [RFC3986](#) URI Syntax so that they remain
- 1509 extensible.
- 1510 ● CADF Paths SHALL NOT contain the optional fragment component of the [RFC3986](#) URI Syntax so that they
- 1511 remain extensible.
- 1512 ● CADF Paths SHALL contain at least one valid non-zero length path segment (as defined by [RFC3986](#) path
- 1513 component named "segment-nz").
 - 1514 ○ This means that the URI Syntax component "path-rootless" SHALL contain at least one valid
 - 1515 "segment-nz" value.
 - 1516 ○ This means that the URI Syntax component "path-empty" SHALL NOT be permitted.
 - 1517 ○ By corollary, this means "empty", "blank" or zero-length values SHALL NOT be permitted.

1518 **Absolute path requirements**

- 1519 ● Absolute CADF Paths that reference values from this specification SHALL begin with the URI Syntax
- 1520 "authority" and "path-absolute" components set to the following value:

```
http://schemas.dmtf.org/cloud/audit/1.0/
```

- 1521 ● As an alternative, absolute CADF Paths that reference values from this specification MAY use the URI Syntax
- 1522 "scheme" component value (i.e., the CADF Namespace alias) set to the following value:

```
cadf
```

1523 *Note: Section 5.2 "Namespaces and namespace aliases" defines the CADF specification reserved URI and alias that is shown*

1524 *above.*

1525 **Relative path requirements**

- 1526 ● Relative CADF Paths MAY be permitted by properties in this specification where the property clearly specifies
- 1527 it MAY be used and also declares that CADF Path's "scheme", "authority", and "path-absolute" are assumed.
 - 1528 ○ For example, the "action" property of a [CADF Event](#) must always be a value from the [CADF Action](#)
 - 1529 [Taxonomy](#) (or an extension thereof); therefore, a relative path value from that taxonomy MAY be
 - 1530 used since the [CADF Action Taxonomy URI](#) is assumed to prefix the relative path value provided.
 - 1531 ○ For example, the "outcome" property of a [CADF Event](#) must always be a value from the [CADF](#)
 - 1532 [Outcome Taxonomy](#) (or an extension thereof); therefore, a relative path value from that taxonomy
 - 1533 MAY be used since the [CADF Outcome Taxonomy URI](#) is assumed to prefix the relative path value
 - 1534 provided.
 - 1535 ○ For example, the "typeURI" property of a [CADF Resource](#) must always be a value from the [CADF](#)
 - 1536 [Resource](#) Taxonomy (or an extension of it); therefore, a relative path value from that taxonomy MAY

be used since the [CADF Resource Taxonomy URI](#) is assumed to prefix the relative path value provided.

1537
1538

- Relative CADF Paths MAY include the optional URI Syntax scheme value (i.e., the value "cadf") along with a ":" (colon) character.

1541 6.3.2.4 Lexical representation

- The following is the required Lexical representation that SHALL be used for CADF Path type values:

```
[ "cadf:" ] [ "//schemas.dmtf.org/cloud/audit/1.0/" ] path-rootless
```

- where the "path-rootless" component is defined as follows:

```
path-rootless = segment-nz * ( "/" segment )
```

1544 6.3.2.5 Best practices

Audit logs and reports often contain large numbers of event records; therefore, It is encouraged, wherever possible, to use the shortest length **Relative Path** form of the [CADF Path](#) possible for the document or context where the [CADF Event Record](#) is being used.

1545
1546
1547

*Note: Although **Absolute Path** representation is permitted, it is considered redundant from being used within the scope of a CADF Event Record. Therefore **Absolute Path** representation is not recommended when a **Relative Path** representation is possible.*

1548
1549
1550

1551 6.3.2.6 Examples

1552 Example 1: "Relative path representation for the CADF Outcome Taxonomy"

In this example, the event's outcome was a "failure". Since the CADF Outcome Taxonomy value for "failure" will appear in the CADF Event property "outcome" the context is clearly established; therefore, we are allowed to express the value using a **Relative Path** (and omit the CADF Outcome Taxonomy's URI path "http://schemas.dmtf.org/cloud/audit/1.0/taxonomy/outcome/" when providing the value).

1553
1554
1555
1556

```
<event
  ...
  outcome="failure"
  ...
/>
```

1557 Example 2: "Relative path representation for the CADF Resource Taxonomy"

In this example, a CADF Event Record that contains a [TARGET](#) resource, specifically a database resource, that is categorized using the [CADF Resource Taxonomy](#) using a **Relative Path** representation within the [CADF Path](#) type for the "typeURI" property (omitting the CADF Resource Taxonomy's URI path "http://schemas.dmtf.org/cloud/audit/1.0/taxonomy/resource/" scheme and root path):

1558
1559
1560
1561

```
<event
  ...
  <target typeURI="storage/database"/>
  ...
```

```
 />
```

Note: this **Relative Path** representation is the preferred format and is encouraged over **Absolute Path** representation wherever possible.

1562
1563

1564 Here is the same example, but it explicitly includes the optional scheme prefix for the CADF specification:

```
<event
  ...
  <target typeURI="cadf:taxonomy/resource/storage/database" ... />
  ...
/>
```

1565 **Example 3:** "Absolute path representation for the CADF Resource Taxonomy"

1566 This example is the same as Example 2 (above), but instead expresses the "typeURI" as an **Absolute Path**
1567 representation within a [CADF Path](#) type:

```
<event
  ...
  <target typeURI=
    "cadf://schemas.dmtf.org/cloud/audit/1.0/taxonomy/resource/
      storage/database"
  ... />
  ...
/>
```

1568 6.3.3 Tag type

1569 A "Tag" is a label that can be added to a [CADF Event Record](#) to qualify or categorize an event. Whereas
1570 taxonomies defined in this specification are used to categorize event by the components of the event (See [CADF](#)
1571 [Event Model](#)) according to a predefined classification hierarchies (e.g. the ACTION component, as represented by
1572 the "action" property of a [CADF Event](#)), a "Tag" allows for orthogonal categories to also be associated with the
1573 event. For example, a Tag name "PCI-DSS" could be used to label all events related to this security area of concern
1574 regardless of their event types, resources involved or assigned taxonomy values.

1575 Tags provide an [extensibility mechanism](#) enabling domain-specific views on event data. This specification does not
1576 define particular tags, but allows users or profiles of this CADF specification to define sets of tags that match their
1577 domain of interest.

1578 **6.3.3.1 Type name and URI**

1579 The following type name, qualified name and URI are used to identify the CADF Tag data type:

Type Name	tag
Type Qualified Name	cadf:tag
Type URI	http://schemas.dmtf.org/cloud/audit/1.0/tag

1580 **6.3.3.2 Requirements**

1581 Any value that represents a CADF Tag type in this specification SHALL adhere to the following requirements:

1582 **Syntax requirements**1583 The CADF Tag uses URI references with the specific additional requirements listed below. Although a CADF Tag
1584 is represented as a single URI value, different parts of a Tag may be distinguished as follows:

- 1585 • The **Tag namespace** (optional): if a Tag has a namespace, its URI value SHALL be an absolute URI. The URI
1586 "authority" and "path-absolute" components (see Path type) up to the path segment before last, represent the
1587 namespace. For example, in the Tag (below), the "//GRC20.gov/cloud/security" portion is the Tag namespace:

```
//GRC20.gov/cloud/security/pci-dss
```

- 1588 • The **Tag name** (required): the Tag name is the last segment of the URI. In the above example, "pci-dss" is the
1589 Tag name.
- 1590 • The **Tag value** (optional): if a Tag has a value, it will be represented by a query parameter named "value". For
1591 example, the following Tag named "auditplan" has the value "audit101":

```
//GRC20.gov/cloud/auditplan?value=audit101
```

- 1592 • If a Tag does not have a namespace, then it SHALL be represented as a relative URI with a single segment
1593 (the tag name) in the URI path.
- 1594 • CADF Tags SHALL NOT contain the optional fragment component of the URI Syntax

1595 **6.3.4 Timestamp type**

1596 This data type is defined to normatively describe timestamps as part of the CADF Event Record.

1597 **6.3.4.1 Design considerations**

1598 Proper representation of date and time is critical in order to reliably compose a complete audit trail (activity stream)
1599 from multiple federated sources. The format used to assign date and time (or timestamp) to auditable event actions
1600 must be unambiguous in proving compliance relative to geographic and regional considerations. Therefore, a
1601 primary requirement on the format is that it must retain reference to the local time where any auditable action
1602 occurred.

1603 Additionally, it is known that timestamp values will be routinely used to create composite audit reports and logs (or
1604 views) from disparate audit event sources accumulated using federation techniques. This places further
1605 requirements that any timestamp format need to be concise and easily comparable regardless of the event's
1606 source.

1607 *Please see Annex 10B.2 "Treatment of timestamps in CADF Event Records" for discussion of how timestamps are used within*
1608 *the CADF Event Model.*

1609 **6.3.4.2 Type name and URI**

1610 The following type name, qualified name and URI are used to identify the CADF Timestamp data type:

Type Name	timestamp
Type Qualified Name	cadf:timestamp
Type URI	http://schemas.dmtf.org/cloud/audit/1.0/timestamp

1611 **6.3.4.3 Requirements**

1612 This specification defines a Timestamp type that is based upon the xs:dateTime as per [XMLSchema2](#). Any entity
 1613 (or property) value that represents a Timestamp type in this specification, its extensions, or profiles SHALL adhere
 1614 to the following requirements:

1615 **Syntax requirements**

- 1616 • The dateTime portion of Timestamp typed values SHALL adhere to the Lexical representation as per
 1617 [XMLSchema2](#), section 3.2.1.7 "Lexical representation".

1618 **Lexical representation:**

```
yyyy '-' mm '-' dd 'T' hh ':' mm ':' ss ('.' s+)
```

- 1619 • The Time Zone Designator (TZD) portion of the Timestamp typed values SHALL adhere to the Lexical
 1620 representation as per [XMLSchema2](#), section 3.2.7.3 "Timezones" and SHALL always be expressed as a UTC
 1621 offset.

1622 **Lexical representation:**

```
('+' | '-') hh ':' mm
```

- 1623 • The character 'Z' for Time Zone Designator (TZD) SHALL NOT be used. If a Timestamp typed value indicates
 1624 an event action that actually occurred in a region where the local time UTC offset is actually zero (or 'Zulu'
 1625 time), a following fully qualified TZD SHALL be used.

1626 **Example:**

```
('+' | '-') 00:00
```

- 1627 • If the time in UTC is known, but the offset to local time is unknown, the TZD SHALL be represented with an
 1628 offset of "-00:00". This differs semantically from an offset "+00:00", which implies an actual UTC time zone
 1629 designation.
 - 1630 ○ Note that this requirement aligns with the representation described in [RFC3339](#).
- 1631 • Any constraints on the specific ranges allowed for any particular property SHALL be specified by that
 1632 property's definition.

1633 **6.3.4.4 Lexical representation**

1634 The following example shows the required Lexical representation of the Timestamp type used in this specification;
 1635 all Timestamp typed values SHALL be formatted accordingly:

```
yyyy '-' mm '-' dd 'T' hh ':' mm ':' ss ('.' s+) ('+' | '-') hh ':' mm
```

1636 Note again that the UTC offset is always required (not optional) and the use of the character 'Z' (or 'Zulu' time) as an
1637 abbreviation for UTC offset +00:00 or -00:00 is NOT permitted.

1638 6.3.4.5 Examples

1639 **Example 1:** "New York City, United States during Eastern Standard Time (EST) or UTC-05:00"

1640 During the period when Eastern Standard Time (EST) is in effect, the UTC offset for New York City would be UTC
1641 minus five hours or UTC-05:00. An example of a valid Timestamp typed value for NYC during EST would be:

```
2012-02-25T09:00:00-05:00
```

1642 This above timestamp represents the date February 25th, 2012 at 9:00 AM (EST) local time in New York City.

1643 **Example 2:** "New York City, United States during Eastern Daylight Time (EDT) or UTC-04:00"

1644 During the period when Eastern Daylight (saving) Time (EDT) is observed, the UTC offset for New York City would
1645 be UTC minus four hours or UTC-04:00. An example of a valid Timestamp typed value for NYC during EDT would
1646 be:

```
2012-03-22T13:00:00-04:00
```

1647 This above timestamp represents the date March 22nd, 2012 at 1:00 PM (EDT) local time in New York City.

1648 **Example 3:** "Dublin, Ireland during Greenwich Mean Time (GMT) or UTC+00:00"

1649 During the period when Standard Time is observed, the UTC offset for Dublin is zero or UTC minus zero hours or
1650 UTC-00:00. An example of a valid Timestamp typed value for Dublin when GMT time is observed would be:

```
2012-03-17T22:00:00+00:00
```

1651 This above timestamp represents the date March 17th, 2012 at 10:00 PM (GMT) local time in Dublin.

1652 **Example 4:** "Dublin, Ireland during Irish Standard Time (IST) or UTC+01:00"

1653 During the period when Irish Standard Time (also called "summer time") is observed, the UTC offset for Dublin is
1654 UTC plus one hour or UTC+01:00. An example of a valid Timestamp typed value for Dublin during IST would be:

```
2012-04-14T22:00:00+01:00
```

1655 This above timestamp represents the date April 14th, 2012 at 10:00 PM (IST) local time in Dublin.

1656 **Example 5:** "Beijing, China; China Standard Time (CST) or UTC+08:00"

1657 The UTC offset for Beijing, China, which does not observe daylight saving time, is UTC plus eight hours or
1658 UTC+08:00. An example of a valid Timestamp typed value for Beijing would be:

```
2012-06-28T08:00:00+08:00
```

1659 This above timestamp represents the date June 28th, 2012 at 8:00 AM (CST) local time in Beijing.

1660 **6.3.4.6 Notes**

1661 **Relation to existing standard dateTime types**

1662 This specification seeks to provide a discrete format (or profile) of the xs:dateTime type, as per [XMLSchema2](#), that
 1663 resolves any ambiguity for auditing purposes. The xs:dateTime type itself is based upon [ISO 8601:2004\(E\)](#) and can
 1664 easily be mapped to or from applications that use the following format specifications:

- 1665 • ISO 8601:2004(E). [[ISO 8601:2004](#)]:
 - 1666 ○ Section 4, "Date and time representations".
 - 1667 ○ Specifically the representation of UTC time in section 4.2.5.2 "Local time and the difference from
 1668 UTC".
- 1669 • DMTF CIM Infrastructure Specifications [[DSP0004](#)]:
 - 1670 ○ Specifically, clause 5.2.4 "Datetime Type", which also references the ISO 8601:2004 format.

1671 **Duration or time interval notes**

1672 The Timestamp type and its syntax does not allow for any representation of duration or time intervals. Please see
 1673 Annex 10B.2.2 [Handling Activities with Duration](#).

1674 **6.4 Composition of data types in CADF**

1675 This clause defines how CADF Entities or data types can be composed into predefined patterns typically seen in
 1676 programming languages.

1677 **6.4.1 Array Syntax**

1678 Properties that are arrays of some data type are defined using the notation "propertyType[]", where
 1679 "propertyType" is the data type name for each item of the array.

1680 **6.4.1.1 Serialization examples**

1681 Please note that in the following examples the name of the array element is explicitly set by the definition of that
 1682 property. For the XML examples, the name of the child elements is implicitly set to the name of the contained data
 1683 type (lowercased). For JSON, which natively supports arrays, a child element name is not necessary.

1684 **6.4.1.1.1 Example 1: Array of cadf:attachment type**

1685 This example shows sample a property "attachments" that is an array property of the [CADF Attachment](#) data type
 1686 as it might appear in a [CADF complex data type](#) definition or CADF Entity definition such as the [CADF Event](#) data
 1687 type:

1688 **Table 21 – Sample array type property of cadf:attachment type**

Property Name	Type	Required	Description
attachments	cadf:attachment[]	No	A sample array of type CADF Attachment .

1689 The serialization of the array for the "attachments" property would appear as follows:

1690 **XML example**

```

<entity>
  ...
  
```

```

<attachments>
  <attachment contentType="xs:anyURI">
    <content>"xs:any"</content>
  </attachment>
  <attachment contentType="xs:anyURI">
    <content>"xs:any"</content>
  </attachment>
  ...
</attachments>
</entity>

```

1691 **JSON example**

```

{
  ...,
  "attachments": [
    {
      "content": "xs:any",
      "contentType": "xs:anyURI"
    },
    {
      "content": "xs:any",
      "contentType": "xs:anyURI"
    }
  ]
}

```

1692 **6.4.1.1.2 Example 2: Array of cadf:identifier type**

1693 The following example shows sample array properties as they would be specified for data types in this specification.
 1694 For this example, we define one property as an array of the [CADF Identifier](#) simple type, and another property as an
 1695 array of the [CADF Attachment complex](#) type:

1696 **Table 22 – Sample array type property of cadf:identifier types**

Property Name	Type	Required	Description
Ids	cadf:identifier[]	No	A sample array of type CADF Identifier

1697 The serialization of the array for the “ids” property would appear as follows:

1698 **XML example**

```

<entity>
  ...
  <ids>
    <identifier>http://pcloud.com/dc1/appsrv/4321</identifier>
    <identifier>http://pcloud.com/dc1/dbsrc/1234</identifier>
  </ids>

```



```

    ...
  </ids>
</entity>

```

1699

1700 **JSON example**

```

{
  ...
  "ids": [
    "http://pcloud.com/dc1/appsrv/4321",
    "http://pcloud.com/dc1/dbsrc/1234"
  ]
}

```

1701 **6.4.2 Map type**

1702 This clause introduces a CADF data type used to compose (map) one recognized CADF Entity or data type value to
 1703 another.

1704 **6.4.2.1 Design considerations**

1705 A list of key/value pairs with the additional constraints listed in the Requirements clause below.

1706 **6.4.2.2 Type name and URI**

1707 The following type name, qualified name and URI are used to identify the CADF Map data type:

Type Name	map
Type Qualified Name	cadf:map
Type URI	http://schemas.dmtf.org/cloud/audit/1.0/map

1708 **6.4.2.3 Requirements**

1709 Any entity value that represents a CADF Map type in this specification, its extensions, or profiles SHALL adhere to
 1710 the following requirements.

- 1711 • The same "key" property value SHALL NOT be used more than once within the same Map instance.
- 1712 • The "key" property's value SHALL be treated as case sensitive.
- 1713 • The Map consists of a number of entries that SHALL each have the property name "item" when required by
 1714 format.

1715 **6.4.2.4 Properties**

1716 Table 23 describes the properties for the CADF Map type.

1717 **Table 23 – Map type properties**

Type Name	map		
Property	Type	Required	Description
key	xs:string	Yes	The unique name that describes to the "value" property.
value	xs:any	Yes	Contains the data that corresponds to the "key" property.

1718 **6.4.2.5 Serialization examples**

1719 The serialization of a CADF Map complex type (of a simple string typed value) would appear as follows:

1720 **XML example**

```

<entity>
  ...
  <"map's property name">
    <item key="key 1" value="value 1"/>
    <item key="key 2" value="value 2"/>
    ...
  </"map's property name">
</entity>

```

1721

1722 **JSON example**

```

{
  ...,
  "map's property name":
  [
    {
      "key": "key 1",
      "value": "value 1"
    },
    {
      "key": "key 2",
      "value": "value 2"
    }
  ]
}

```

1723 **6.5 CADF complex data types**1724 This clause defines the complex CADF data types. CADF complex types are composed of or contain other (basic or
1725 complex) data types and collectively we have attached additional semantic meaning to.1726 CADF complex data types differ from CADF entities in that they are always intended to be used as types for
1727 (complex) properties of CADF entities or other complex types. Unlike entities, they are not supposed to be

1728 accessed independently: the CADF interfaces assume these complex types are always accessed in the context of
 1729 the parent entities that contain them.

1730 **6.5.1 Attachment type**

1731 **6.5.1.1 Design considerations**

1732 The CADF Attachment type is used as one means to add domain-specific information to certain CADF entities or
 1733 data types. Please see additional discussion on its use in clause 6.1 (Extensibility mechanisms).

1734 **6.5.1.2 Type name and URI**

1735 The following type name, qualified name and URI are used to identify the CADF Attachment data type:

Type Name	attachment
Type Qualified Name	cadf:attachment
Type URI	http://schemas.dmtf.org/cloud/audit/1.0/attachment

1736 **6.5.1.3 Requirements**

1737 Any entity value that represents a CADF Attachment type in this specification, its extensions or profiles SHALL
 1738 adhere to the following requirements.

- 1739 • The properties "contentType" and "content" SHALL have values that are consistent with each other.
 - 1740 ○ This means that the "content" property's value SHALL be a valid value as described by the domain
 1741 specification identified by the "contentType" value.
- 1742 • The property "contentType" SHALL NOT have an "empty", "blank", or zero-length value.
- 1743 • The property "content" SHALL NOT have an "empty", "blank", or zero-length value.
- 1744 • When the "content" property's value contains binary data, the data SHOULD be encoded in Base64.
- 1745 • When the "content" property's value contains XML data, the value of the "contentType" SHOULD
 1746 always be associated with a unique XML schema to which that the content must validate.

1747 **6.5.1.4 Properties**

1748 Table 24 describes the properties for the CADF Attachment type.

1749 **Table 24 – CADF Attachment type properties**

Type Name			
attachment			
Property	Type	Required	Description
typeURI	xs:anyURI	Yes	The URI that identifies the type of data contained in the "content" property.
content	xs:any	Yes	A container that contains any type of data (as defined by the "contentType" property).
name	xs:string	No	An optional name that can be used to provide an identifying name for the content.

1750 **6.5.1.5 Notes**

- 1751 • Any publicly-defined or custom content type may be included in an Attachment type as long the "typeURI"
1752 property value is valid and identifies the data in the "content" attribute.
 - 1753 ○ For example, an attachment that includes a standard MIME types (such as "application/pdf")
1754 can be included by extension of the "typeURI" set to
1755 "http://www.iana.org/assignments/media-types/application/pdf".

1756 **6.5.1.6 Serialization examples**1757 **XML example**

```
<event id="myscheme://mydomain/id/1234">
  ...
  <attachments>
    <attachment contentType="scheme://mycontenttype" name="foo">
      <content>
        ...
      </content>
    </attachment>
    ...
  </attachments>
</event>
```

1758

1759 **JSON example**

```
{
  "typeURI": "http://schemas.dmtf.org/cloud/audit/1.0/event",
  ...,
  "id": "myscheme://mydomain/id/1234",
  ...,
  "attachments": [
    {
      "contentType": "scheme://mycontenttype",
      "name": "foo",
      "content": { ... }
    },
    ...
  ]
}
```

1760 **6.5.2 Credential type**

1761 **6.5.2.1 Design considerations**

1762 This type provides a means to describe various credentials along with any information about the authority that is
 1763 responsible for maintaining them. This is intended to be associated with a [CADF Resource](#)'s identity and reflects
 1764 any authorizations or identity assertions the resource may use to gain access to other resources.

1765 **6.5.2.2 Type name and URI**

1766 The following type name, qualified name and URI are used to identify the CADF Credential data type:

Type Name	credential
Type Qualified Name	cadf:credential
Type URI	http://schemas.dmtf.org/cloud/audit/1.0/credential

1767 **6.5.2.3 Requirements**

1768 Any entity value that represents a CADF Credential type in this specification, its extensions, or profiles SHALL
 1769 adhere to the following requirements.

- 1770 • Valid Credential typed data SHALL contain at least one valid identify token.
- 1771 • The “token” property SHALL contain the primary identity token, credential or assertion value which was used
 1772 to represent the INITIATOR’s access credentials at the time an authorized access (i.e. ACTION) to the
 1773 TARGET resource(s) was observed (by the OBSERVER resource).
- 1774 • Additional, relevant secondary identity token, credential or other assertion values MAY be added to the
 1775 “assertions” property.

1776 **6.5.2.4 Properties**

1777 Table 25 describes the properties for the CADF Credential type.

1778 **Table 25 – Credential type properties**

Type Name	credential		
Property	Type	Required	Description
type	xs:anyURI	No	Type of credential. (e.g., auth. token, identity token, etc.) <i>Note: Profiles of this specification MAY define URIs for their credential types.</i>
token	xs:any	Yes	The primary opaque or non-opaque identity or security token (e.g. an opaque or obfuscated user ID, opaque security token string, or security certificate). <i>Note: the “assertions” property allows for any number of additional or associated credentials to be included for the same identity.</i>
authority	xs:anyURI	No	Identifies the trusted authority (a service) that understands and can verify the credential.
assertions	cadf:map	No	Optional list of additional opaque or non-opaque assertions or attributes that belong to the credential (see Notes below).

1779 **6.5.2.5 Notes**

1780 This resource type is intended to describe various credentials that are used to evaluate access control decisions
1781 when accessing resources.

1782 This data type is intended to allow representation of any credentials at any granularity by allowing any type of
1783 identity assertion to be included in either the primary "token" property or within the "assertions" property map.

1784 Examples of credential data that may be represented in this data type include:

- 1785 • Simple "userid-password" credentials or basic authentication information
- 1786 • Opaque and non-opaque token formats and profile information (e.g., OAuth (1.0, 2.0), SAML 2.0, JSON Web
1787 Token (JWT), etc.)
- 1788 • Certificates and other "trust" indication information
- 1789 • User roles, job credentials or responsibilities, physical characteristics, etc.
- 1790 • other types by enabling assertion based description of other credential formats

1791 **6.5.2.6 Serialization examples**1792 **XML example**

```
<event action="authenticate">
  ...
  <initiator id="joe.user@tenant1.com"
    typeURI="data/security/account/user" />
    ...
    <credential type="https://mycloud.com/v2/token"
      token="myuuid:1ef0-abdf-xxxx-xxxx" />
  </initiator>
</event>
```

1793

1794 **JSON example**

```
{
  "typeURI": "http://schemas.dmtf.org/cloud/audit/1.0/event",
  "action": "authenticate",
  ...,
  "initiator": {
    "id": "joe.user@tenant1.com",
    "typeURI": "data/security/account/user",
    ...,
    "credential": {
      "type": "https://mycloud.com/v2/token",
      "token": "myuuid:1ef0-abdf-xxxx-xxxx"
    }
  }
}
```

```
}

```

1795 **6.5.3 Endpoint type**

1796 **6.5.3.1 Design considerations**

1797 The endpoint type is used to provide information about a resource's location on a network.

1798 **6.5.3.2 Type name and URI**

1799 The following type name, qualified name and URI values are used to identify the CADF Endpoint data type:

Type Name	endpoint
Type Qualified Name	cadf.endpoint
Type URI	http://schemas.dmtf.org/cloud/audit/1.0/endpoint

1800 **6.5.3.3 Requirements**

1801 Any entity value that represents a CADF Endpoint type in this specification, its extensions, or profiles SHALL
 1802 adhere to the following requirements.

- 1803 • If the "port" property is used, its value SHALL be consistent with the "url" property and its URI scheme (i.e.,
 1804 its domain-specific protocol scheme).

1805 **6.5.3.4 Properties**

1806 Table 26 describes the properties for the CADF Endpoint type.

1807 **Table 26 – Endpoint type properties**

Type Name	Endpoint		
Property	Type	Required	Description
url	xs:anyURI	Yes	The network address of the endpoint. For IP-based addresses. <i>Note: the IP address value may include the port number as part of the syntax as an alternative to separating it out into the optional attribute provided below.</i>
name	xs:string	No	An optional property to provide a logical name for the endpoint.
port	xs:string	No	An optional property to provide the port value separate from the address property. <i>Note: This property is intended to facilitate a consistent means to query resource information on a specific port.</i>

1808 **6.5.3.5 Serialization examples**

1809 **XML example**

```
<event>
  ...
  <target
    id="myscheme://mydomain/network/node/9999"
```

```
name="network-node-9999"
  <addresses>
    <endpoint
      name="public"
      url="http://mydomain/mypath/server-0001/" />
    ...
  </addresses>
  ...
</target>
</event>
```

1810 JSON example

```
{
  "typeURI": "http://schemas.dmtf.org/cloud/audit/1.0/event",
  ...,
  "target": {
    "id": "myscheme://mydomain/resource/id/0001",
    "name": "server_0001",
    "addresses": [
      {
        "name": "public",
        "url": "http://mydomain/mypath/server-0001/"
      },
      ...
    ],
    ...
  }
}
```

1811 6.5.4 Eventset type

1812 The Eventset type's schema is intended to contain one or more event elements within a simple structure along with
1813 relevant metadata, such as associated resources, metrics, attachments, etc. The format is designed for data
1814 federation and sharing use cases, or as a base structure upon which more refined structures may be defined by
1815 profile.

1816 6.5.4.1 Design considerations

1817 The design of the Eventset schema is intended to address the following design considerations:

- 1818 • The Eventset type should be able to provide declarations that provide short-form values that can used to
1819 replace repeated, long-form entity and property values (such as namespaces and identifiers) that permit
1820 condensed reports for transmission/federation.
- 1821 • The Eventset type may be assigned a time period that defines time boundaries (a begin date/time, and end
1822 date/time) for all events included in the set.

1823 **6.5.4.2 Type name and URI**

1824 The following type name, qualified name and URI values are used to identify the CADF Eventset data type:

Type Name	eventset
Type Qualified Name	cadf:eventset
Type URI	http://schemas.dmtf.org/cloud/audit/1.0/eventset

1825 **6.5.4.3 Requirements**

1826 Any value that represents a CADF Eventset type in this specification, its extensions or profiles SHALL adhere to the
 1827 following requirements:

- 1828 • CADF Event Records that appear in a CADF Eventset SHOULD only have "eventTime" property values
 1829 (timestamps) that are equal to or greater than the "beginTime" property value.
- 1830 • CADF Event Records that appear in a CADF Eventset SHOULD only have "eventTime" property values
 1831 (timestamps) that are equal to or less than the "endTime" property value.
- 1832 • All recurring instances of the same complex type or entity within a CADF Eventset (e.g., [CADF Resource](#),
 1833 [CADF Event](#), [CADF Metric](#), etc.) SHALL have a unique identifier ([cadf:identifier](#)) within the same CADF
 1834 Eventset.

1835 **6.5.4.4 Properties**

1836 Table 37 describes the properties for the CADF Eventset type:

1837 **Table 27 – Eventset data type properties**

Type Name	eventset		
Property	Type	Required	Description
beginTime	cadf:timestamp	No	The beginning time for the time period of event records within the Eventset. Event records that appear in the Eventset should only have event times (timestamps) that are equal to or greater than this time.
endTime	cadf:timestamp	No	The end time for the time period of event records within the Eventset. Event records that appear in the Eventset should only have event times (timestamps) that are equal to or less than this time.
resources	cadf:resource[]	No	An optional array of CADF Resources that may be referenced by multiple CADF Event Records within the Eventset (i.e., the events would refer to a resource by its ID).
geolocations	cadf:geolocation[]	No	An optional array of CADF Geolocations that may be referenced by multiple CADF resources that appear within CADF Event Records within the Eventset (i.e., the resources refer to a geolocation by its ID, as part of a resource typed property, such as a TARGET or INITIATOR).
metrics	cadf:metric[]	No	An optional array of CADF Metrics that may be referenced by multiple CADF Events Records within the Eventset (i.e., the events would refer to a metric by its ID, as part of its measurement property).
events	cadf:event[]	Yes	An array of CADF Event (records) that are the primary compositional entity of the CADF Eventset. <i>Note: In the case that the Eventset data represents a time period (as designated by the 'beginTime' and 'endTime' period) when no event records were captured (i.e., an empty set), the 'events' property should be present but the array should contain no elements (i.e., be an "empty" array of events).</i>

1838 **6.5.4.5 Serialization examples**1839 **XML example**

```

<eventset
  beginTime="2012-03-22T13:00:00-04:00"
  endTime="2012-03-29T13:00:00-04:00"
  ...
  <events>
    <event id="myscheme://mydomain/event/id/AAA">
      ...
    </event>
    <event id="myscheme://mydomain/event/id/BBB">
      ...
    </event>
  </events>

```

```
...
</events>
</eventset>
```

1840 JSON example

```
{
  "beginTime": "2012-03-22T13:00:00-04:00",
  "endTime": "2012-03-29T13:00:00-04:00",
  ...,
  "events": [
    {
      "typeURI": "http://schemas.dmtf.org/cloud/audit/1.0/event",
      "id": "myscheme://mydomain/event/id/AAA",
      ...
    },
    {
      "typeURI": "http://schemas.dmtf.org/cloud/audit/1.0/event",
      "id": "myscheme://mydomain/event/id/BBB",
      ...
    },
    ...
  ]
}
```

1841 6.5.5 Geolocation type

1842 6.5.5.1 Design considerations

1843 Geolocation information, which reveals a resource's physical location, is obtained using tracking technologies such
1844 as global positioning system (GPS) devices, or IP geolocation using databases that map IP addresses to
1845 geographic locations. Geolocation information is widely used in context-sensitive content delivery, enforcing
1846 location-based access restrictions on services, and fraud detection and prevention.

1847 Due to the intense concerns about security and privacy, countries and regions introduced various legislation and
1848 regulation. To determine whether an event is compliant sometimes depends on the geolocation of the event.
1849 Therefore, it is crucial to report geolocation information unambiguously in an audit trail.

1850 **6.5.5.2 Type name and URI**

1851 The following type name, qualified name and URI are used to identify the CADF Geolocation data type:

Type Name	geolocation
Type Qualified Name	cadf:geolocation
Type URI	http://schemas.dmtf.org/cloud/audit/1.0/geolocation

1852 **6.5.5.3 Requirements**

1853 Any entity value that represents a CADF Geolocation type in this specification, its extensions, or profiles SHALL
 1854 adhere to the following requirements.

- 1855 • Geolocation typed data SHALL contain at least one valid property and associated value.
- 1856 • Geolocation typed data SHALL NOT be used to represent virtual or logical locations (e.g., network zone).
- 1857 • For each geolocation data instance, the properties SHALL be consistent. That is, all properties SHALL
 1858 consistently represent the same geographic location and SHALL NOT provide conflicting value data.
 - 1859 ○ For example, when "latitude", "longitude" and "region" are all supplied as properties
 1860 describing the same geolocation, the "latitude" and "longitude" properties' coordinate values
 1861 should resolve to the same geographic location as described by the "region" property's value.
- 1862 • [ICANN's implementation plan](#) states "Upper and lower case characters are considered to be syntactically and
 1863 semantically identical"; therefore, the "regionICANN" property's values MAY be either upper or lower case.

1864 **6.5.5.4 Properties**

1865 Table 28 defines the properties for the CADF Geolocation type.

1866 **Table 28 – Geolocation type properties**

Type Name	geolocation		
Property	Type	Required	Description
id	xs:anyURI	No	Optional identifier for a geolocation.
latitude	xs:string	No	<p>Indicates the latitude of a geolocation. Geolocation MAY be provided in a pair of latitude and longitude. Latitude values adhere to the format based on ISO 6709:2008 Annex H.2.1 – H.2.3. [ISO-6709-2008]</p> <p>Latitude on or north of the equator shall be designated using a plus sign (+), or no sign. Latitude south of the equator shall be designated using a minus sign (-).</p> <p>The first two digits of the latitude string shall represent degrees. Subsequent digits shall represent minutes, seconds, or decimal fractions according to the following convention in which the decimal mark indicates the transition from the sexagesimal system to the decimal system:</p> <p>Degrees and decimal degrees:</p> <div style="border: 1px solid black; padding: 2px; width: fit-content; margin: 5px auto;">DD . DD</div> <p>Degrees, minutes and decimal minutes:</p> <div style="border: 1px solid black; padding: 2px; width: fit-content; margin: 5px auto;">DDMM . MMM</div> <p>Degrees, minutes, seconds and decimal seconds:</p>

Type Name	geolocation		
Property	Type	Required	Description
			<p>DDMMSS .SS</p> <p>Leading zeros shall be inserted for a degree value less than 10, and zeros shall be embedded in proper positions when minutes or seconds are less than 10. For example, the latitude of Sunnyvale, California, United States is:</p> <p>+37.37 or +372207.90</p>
longitude	xs:string	No	<p>Indicates the longitude of a geolocation. Geolocation MAY be provided in a pair of latitude and longitude. Longitude values adhere to the format based on ISO 6709:2008 Annex H.3.1 – H.3.3. [ISO-6709-2008]</p> <p>Longitude on or east of the prime meridian shall be designated using a plus sign (+), or no sign. Longitude west of the prime meridian shall be designated using a minus sign (-)</p> <p>The first three digits of the longitude string shall represent degrees. Subsequent digits shall represent minutes, seconds or decimal fractions, according to the following convention in which the decimal mark indicates the transition from the sexagesimal system to the decimal system:</p> <p>Degrees and decimal degrees:</p> <p>DDD .DD</p> <p>Degrees, minutes and decimal minutes:</p> <p>DDMM .MMM</p> <p>Degrees, minutes, seconds and decimal seconds:</p> <p>DDMMSS .SS</p> <p>Leading zeros shall be inserted for degree values less than 100, and zeros shall be embedded in proper positions when minutes or seconds are less than 10. For example, the longitude of Sunnyvale, California, United States is:</p> <p>122.04 or -1220210.20</p>
elevation	xs:double	No	<p>Indicates the elevation of a geolocation in meters.</p> <ul style="list-style-type: none"> Elevation at or above the sea level shall be designated using a plus sign (+), or no sign. Elevation below the sea level shall be designated using a minus sign (-).

Type Name	geolocation		
Property	Type	Required	Description
accuracy	xs:double	No	Indicates the accuracy of a geolocation in meters. Geolocation expresses the resource location to a reasonable degree of accuracy.
city	xs:string	No	Indicates the city of a geolocation.
state	xs:string	No	Indicates the state/province of a geolocation
regionICANN	xs:string	No	Indicates a region (e.g., a country, a sovereign state, a dependent territory or a special area of geographical interest) of a geolocation. The value used to indicate the region SHOULD match the ICANN country code top level domain (ccTLD) naming convention [IANA-ccTLD] . Geolocation MAY be able to resolve to region expressed as country code using the syntax provided by Domain Name System Security Extensions (DNSSEC) or using reverse geocoding services. Note: ICANN country codes (i.e., ccTLD values) MAY be expressed in upper- or lowercase; they are viewed as semantically equivalent.
annotations	cadf.map	No	Indicates user-defined geolocation information (e.g., building name, room number). The same "key" SHALL NOT be used more than once within an "annotation" property.

1867 6.5.5.5 Property notes

1868 To avoid ambiguity, a geolocation could select one of the following two combinations as the essential properties,
1869 along with other supplementary properties.

- 1870 • Latitude and longitude
- 1871 • City, state, and region

1872 6.5.5.6 Serialization examples

1873 XML examples

1874 The following several examples show the serialization of a geolocation in XML.

1875 Geolocation: Sunnyvale, CA, United States

1876 XML example 1: "latitude and longitude"

```
<geolocation
  latitude="+37.37"
  longitude="-122.04"
/>
```

1877 XML example 2: "latitude, longitude, and elevation"

```
<geolocation
  latitude="+372207.90"
  longitude="-1220210.20"
  elevation="10"
```

```
/>
```

1878 **XML example 3:** "latitude, longitude, and accuracy"

```
<geolocation
  latitude="N372207.90"
  longitude="W1220210.20"
  accuracy="100"
/>
```

1879 **XML example 4:** "city, state and region"

```
<geolocation
  city="Sunnyvale"
  state="CA"
  regionICANN="US"
/>
```

1880 **XML example 5:** "city, state, region, and user specific information"

```
<geolocation
  city="Sunnyvale"
  state="CA"
  regionICANN="us"
  <annotations>
    <item key="building" value="B2"/>
    <item key="room" value="201"/>
  </annotations>
</geolocation>
```

1881 **XML example 6:** Geolocation referenced by a CADF Event

1882 The following example shows a Geolocation definition being referenced from a [TARGET](#) resource within a CADF
1883 Event Record that is defined within the same [CADF Log](#).

```
<log>
  ...
  <geolocations>
    <geolocation
      geolocationId="myuuid://location.org/XYZ"
      unit="GB"
      name="Storage Capacity in Gigabytes"/>
    ...
  </geolocations>
  ...
```

```
<events>
  <event>
    ...
    <target id="myscheme://mydomain/resource/id/0001"
      typeURI="cadf://.../taxonomy/resource/..."
      name="server_0001"
      ref="http://mydomain/mypath/server_0001/"
      ...
      geolocationId="myuuid://location.org/XYZ"/>
    ...
  </event>
</events>
</log>
```

1884 JSON examples**1885 JSON example 1: "latitude and longitude"**

```
{
  "typeURI": "http://schemas.dmtf.org/cloud/audit/1.0/event",
  ...,
  "target": {
    ...,
    "geolocation": {
      "latitude": "+37.37",
      "longitude": "-122.04"
    }
  }
}
```

1886 JSON example 2: "latitude, longitude, and elevation"

```
{
  "typeURI": "http://schemas.dmtf.org/cloud/audit/1.0/event",
  ...,
  "target": {
    ...,
    "geolocation": {
      "latitude": "+372207.90",
      "longitude": "-1220210.20",
      "elevation": "10"
    }
  }
}
```


1887 **JSON example 3:** "latitude, longitude, and accuracy"

```
{
  "typeURI": "http://schemas.dmtf.org/cloud/audit/1.0/event",
  ...,
  "target": {
    ...,
    "geolocation": {
      "latitude": "N372207.90",
      "longitude": "W1220210.20",
      "accuracy": "100"
    }
  }
}
```

1888 **JSON example 4:** "city, state and region"

```
{
  "typeURI": "http://schemas.dmtf.org/cloud/audit/1.0/event",
  ...,
  "target": {
    ...,
    "geolocation": {
      "city": "Sunnyvale",
      "state": "CA",
      "regionICANN": "US"
    }
  }
}
```

1889 **JSON example 5:** "city, state, region, and user specific information"

```
{
  "typeURI": "http://schemas.dmtf.org/cloud/audit/1.0/event",
  ...,
  "target": {
    ...,
    "geolocation": {
      "city": "Sunnyvale",
      "state": "CA",
      "regionICANN": "us",
      "annotations": [
        {

```

```
        "key": "building",
        "value": "B2"
      },
      {
        "key": "room",
        "value": "201"
      }
    ]
  }
}
```

1890 **JSON example 6:** Geolocation referenced by a CADF Event

1891 The following example shows a Geolocation definition being referenced from a [TARGET](#) resource within a CADF
1892 Event Record that is defined within the same [CADF Log](#).

```
{
  "typeURI": "http://schemas.dmtf.org/cloud/audit/1.0/log",
  ...,
  "geolocations": [
    {
      "geolocationId": "myuuid://location.org/XYZ",
      "unit": "GB",
      "name": "Storage Capacity in Gigabytes"
    },
    ...
  ],
  ...
  "events": [
    {
      "typeURI": "http://schemas.dmtf.org/cloud/audit/1.0/event",
      ...,
      "target": {
        "id": "myscheme://mydomain/resource/id/0001",
        "typeURI": "cadf://.../resource/...",
        "name": "server_0001",
        "ref": "http://mydomain/mypath/server_0001/",
        ...,
        "geolocationId": "myuuid://location.org/XYZ"
      }
    }
  ]
}
```

```
}

```

1893 **6.5.6 Host type**

1894 **6.5.6.1 Design considerations**

1895 Most resources that are referenced in an IT or cloud infrastructure are conceptually “hosted on” or “hosted by” other
 1896 resources. For example, “applications” are hosted on “web servers” or “users” may be hosted on a “network
 1897 connected device” or a “terminal”. In addition, networked resources are “hosted” by some device attached to some
 1898 network.

1899 The host resource often provides context or location information for the resource it is hosting at the time the Actual
 1900 Event was observed and recorded (e.g., an IP address, software agent, platform, etc.). Providing a means to
 1901 record host information with a CADF Event Record is valuable for audit purposes since compliance policies and
 1902 rules are often based on such information.

1903 **6.5.6.2 Type name and URI**

1904 The following type name, qualified name and URI are used to identify the CADF Host data type:

Type Name	host
Type Qualified Name	cadf:host
Type URI	http://schemas.dmtf.org/cloud/audit/1.0/host

1905 **6.5.6.3 Requirements**

1906 Any entity value that represents a CADF Host type in this specification, its extensions, or profiles SHALL adhere to
 1907 the following requirements.

- 1908 • Host typed data SHALL contain at least one valid property and associated value.

1909 **6.5.6.4 Properties**

1910 Table 29 describes the properties for the CADF Host type.

1911 **Table 29 – Host type properties**

Type Name	host		
Property	Type	Required	Description
id	cadf:identifier	No	The optional identifier of the host RESOURCE. <i>Note: This SHOULD be the “id” for a CADF Resource if known.</i>
address	xs:anyURI	No	The optional address of the host RESOURCE.
agent	xs:string	No	The optional agent (name) of the host RESOURCE.
platform	xs:string	No	The optional platform of the host RESOURCE.

1912 **6.5.6.5 Serialization examples**

1913 The serialization of a CADF Host complex type would appear as follows:

1914 **XML example**

```
<host id="myuuid:1234-5678-90abc-defg-0000"
  address="10.0.2.15"
  agent="Mozilla/5.0 (X11; Ubuntu; Linux i686; rv:18.0)"
  platform="Linux version 3.5.0-23-generic (gcc version 4.6.3
  (Ubuntu/Linaro 4.6.3-1ubuntu5) ) #35~precise1-Ubuntu SMP Fri Jan 25
  17:15:33 UTC 2013"
/>
```

1915 **JSON example**

```
{
  "id": "myuuid:1234-5678-90abc-defg-0000",
  "address": "10.0.2.15",
  "agent": "Mozilla/5.0 (X11; Ubuntu; Linux i686; rv:18.0)",
  "platform": "Linux version 3.5.0-23-generic (gcc version 4.6.3
  (Ubuntu/Linaro 4.6.3-1ubuntu5) ) #35~precise1-Ubuntu SMP Fri Jan 25
  17:15:33 UTC 2013"
}
```

1916 **6.5.7 Metric and measurement types**

1917 This specification includes the consideration of auditable events generated to show operational compliance to
1918 measurable values. This clause defines the following metric related types:

1919 **6.5.7.1 Design considerations**

1920 Cloud provider infrastructures are composed of resources that often need to share common metrics (e.g., storage
1921 sizes for volumes, processor speeds, etc.). These metrics are often tracked or monitored by other components
1922 perhaps to relate them to some external requirement or agreement (e.g., a Service License Agreement or SLA).

1923 The Metric data type describes the rules and processes for measuring some activity or resource, resulting in the
1924 generation of some values (captured by the Measurement type). A set of metric instances may be associated with
1925 an Event Log, and referred to by individual events.

1926 The Measurement type is intended to hold the values generated by the application of a metric in a particular context
1927 (e.g., for a resource or during an activity). The CADF Event Record includes a property that is capable of holding
1928 measurements represented by this type.

1929 Additionally, it is often desirable to indicate the resource that actually provided or computed the value, as part of a
1930 measurement, if it is not provided by some other part of the event record.

1931 **6.5.7.2 Type names and URIs**

1932 The following type name, qualified name and URI are used to identify the CADF Metric data type:

Type Name	metric
Type Qualified Name	cadf:metric
Type URI	http://schemas.dmtf.org/cloud/audit/1.0/metric

1933 The following type name, qualified name and URI are used to identify the CADF Measurement data type:

Type Name	measurement
Type Qualified Name	cadf:measurement
Type URI	http://schemas.dmtf.org/cloud/audit/1.0/measurement

1934 **6.5.7.3 Requirements**

1935 Any entity value that represents a CADF Metric or Measurement type in this specification, its extensions, or profiles
 1936 SHALL adhere to the following requirements.

- 1937 • Metric typed data SHALL provide "name" and "unit" properties with consistent values.
- 1938 • Measurement typed data SHALL provide "metric" and "result" properties with consistent values.
- 1939 • Measurement typed data SHALL contain either a valid "metric" property or a valid "metricId" property,
 1940 but SHALL NOT contain both properties.

1941 **6.5.7.4 Properties of Metric type**

1942 Table 30 describes the properties for the Metric type.

1943 **Table 30 – Metric type properties**

Type Name		metric	
Property	Type	Required	Description
metricId	cadf:identifier	Yes	The identifier for the metric. Metric data is designed so that it can be described once, for example in the context of a CADF Log , and referenced by the multiple CADF Event (records) the log contains..
unit	xs:string	Yes	The metrics unit (e.g., "msec.", "Hz", "GB", etc.)
name	xs:string	No	A descriptive name for metric (e.g., "Response Time in Milliseconds", "Storage Capacity in Gigabytes", etc.)
annotations	cadf:map	No	User-defined metric information. The same "key" SHALL NOT be used more than once within a "annotation" property.

1944 **6.5.7.5 Properties of Measurement type**

1945 Table 31 describes the properties for the Measurement type.

1946 **Table 31 – Measurement type properties**

Type Name	measurement
------------------	-------------

Property	Type	Required	Description
result	xs:any	Yes	The quantitative or qualitative result of a measurement from applying the associated metric. The measure value could be boolean, integer, double, a scalar value (e.g., from an enumeration), or a more complex value.
metric	cadf:metric	Dependent (see description)	The property describes the metric used in generating the measurement result.
			<p>Dependent Requirements</p> <ul style="list-style-type: none"> This property SHALL be required if the "metricId" property is not used.
metricId	cadf:identifier	Dependent (see description)	<p>This property identifies a CADF Metric by reference and whose definition exists outside the event record itself (e.g., within the same CADF Log or Report).</p> <p>Note: This property can be used instead of the "metric" property to reference a valid Metric definition, which is already defined outside the Measurement property itself, by its identifier (e.g., a CADF Metric already defined within a CADF Log, which also contains the CADF Event with a CADF Measurement that is making the reference).</p>
			<p>Dependent Requirements</p> <ul style="list-style-type: none"> This property SHALL be required if the "metric" property is not used.
calculatedBy	cadf:resource	No	An optional description of the resource that calculated the measurement (if it is not the same resource described by the INITIATOR already provided in the same CADF Event Record).

1947 **6.5.7.6 Serialization examples**

1948 **XML examples**

1949 The following describes several examples of the serialization of CADF Measurements and Metrics in XML.

1950 **XML example 1:** Using the "metric" property

1951 The following XML format example shows how a CADF Measurement, within a CADF Event inside of a CADF Log,
 1952 would reference a CADF Metric definition defined within the context of the same CADF Log using the metric's
 1953 identifier.

```

<event
  ...
  <measurements>
    <measurement result="10">
      <metric metricId="myuuid://metric.org/1234"
        unit="GB" name="Storage Capacity in Gigabytes"/>
    </measurement>
  </measurements>
</event>
    
```

1954 **XML example 2:** Using the "metricId" property

1955 The following XML format example shows how a CADF Measurement, within a CADF Event inside of a CADF Log,
1956 would reference a CADF Metric definition defined within the context of the same CADF Log using the metric's
1957 identifier.

```
<log>
  <metrics>
    <metric metricId="myuuid://metric.org/1234"
      unit="GB" name="Storage Capacity in Gigabytes"/>
    ...
  </metrics>
  ...
  <events>
    <event
      ...
      <measurements>
        <measurement result="10 metricId="myuuid://metric.org/1234"/>
      </measurements>
      ...
    </event>
  </events>
</log>
```

1958 **JSON examples**

1959 The following several examples show the serialization of CADF Measurements and Metrics in JSON.

1960 **JSON example 1:** Using the "metric" property

1961 The following JSON format example shows how a CADF Measurement, within a CADF Event inside of a CADF
1962 Log, would reference a CADF Metric definition defined within the context of the same CADF Log using the metric's
1963 identifier.

```
{
  "typeURI": "http://schemas.dmtf.org/cloud/audit/1.0/event",
  ...,
  "measurements": [
    {
      "metricId": "myuuid://metric.org/1234",
      "unit": "GB",
      "name": "Storage Capacity in Gigabytes"
    }
  ],
  ...
}
```

1964 **JSON example 2:** Using the "metricId" property

1965 The following JSON format example shows how a CADF Measurement, within a CADF Event inside of a CADF
1966 Log, would reference a CADF Metric definition defined within the context of the same CADF Log using the metric's
1967 identifier.

```
{
  "typeURI": "http://schemas.dmtf.org/cloud/audit/1.0/log",
  ...,
  "metrics": [
    {
      "metricId": "myuuid://metric.org/1234",
      "unit": "GB",
      "name": "Storage Capacity in Gigabytes"
    }
  ],
  ...,
  "events": [
    {
      "typeURI": "http://schemas.dmtf.org/cloud/audit/1.0/event",
      ...,
      "measurements": [
        {
          "result": "10",
          "metricId": "myuuid://metric.org/1234"
        }
      ],
      ...
    }
  ]
}
```

1968 **6.5.8 Reason type**

1969 This data type is defined to further describe and provide additional information relevant to the [OUTCOME](#) of an
1970 [Actual Event](#), as part of the CADF Event Record.

1971 **6.5.8.1 Design considerations**

1972 There should be a consistent means to classify the top-level outcome of any action using the [CADF Outcome](#)
1973 [Taxonomy](#) along with any domain specific information, reasons, or codes that enable further diagnostics within a
1974 specific provider's infrastructure.

1975 **6.5.8.2 Type name and URI**

1976 The following type name, qualified name and URI are used to identify the CADF Reason data type:

Type Name	reason
Type Qualified Name	cadf:reason
Type URI	http://schemas.dmtf.org/cloud/audit/1.0/reason

1977 **6.5.8.3 Requirements**

1978 Any entity value that represents a CADF Reason type in this specification, its extensions, or profiles SHALL adhere
 1979 to the following requirements.

- 1980 • If the CADF Reason type is provided within a CADF Event Record, it SHALL contain either a “reasonCode”
 1981 or a “policyId” property, or both. Furthermore,
 - 1982 ○ if a “reasonCode” property value is provided, a valid “reasonType” property value SHALL also
 1983 be provided,
 - 1984 ○ if a “policyId” property value is provided, a valid “policyType” property value SHALL also be
 1985 provided.
- 1986 • The "reasonType" and "reasonCode" properties' values SHALL be consistent with each other.
 - 1987 ○ This means that the "reasonCode" value SHALL be a valid value as described by the domain
 1988 specification identified by the "reasonType" value.
- 1989 • The property "reasonType", if provided, SHALL NOT have an "empty", "blank", or zero-length value.
- 1990 • The property "reasonCode", if provided, SHALL NOT have an "empty", "blank", or zero-length value.

1991 **6.5.8.4 Properties**

1992 Table 32 describes the properties for the Reason type.

1993 **Table 32 – Reason type properties**

reason			
Type Name	reason		
Property	Type	Required	Description
reasonType	xs:anyURI	No	The domain URI that defines the "reasonCode" property's value. See examples below.
reasonCode	xs:string	No	An optional detailed result code as described by the domain identified in the "reasonType" property. <i>Note: The “reasonCode” should in general indicate what type of policy was violated for its associated domain.</i>
policyType	xs:anyURI	No	The domain URI that defines the “policyId” property’s value. See examples below.
policyId	xs:string	No	An optional identifier that indicates which policy or algorithm was applied in order to achieve the described OUTCOME .

1994 **6.5.8.5 Examples**

1995 The "reasonCode" property is domain-specific and although CADF recommends the use of standard published
1996 "reasons" for events, it is recognized that many vendors have developed their own sets of event codes. The only
1997 constraint placed on such event code sets is that a reference can be constructed to them using the reasonType URI
1998 field.

1999 One excellent canonical source for event reason codes is the HTTP Status Codes, which are defined by the URI
2000 (<http://www.iana.org/assignments/http-status-codes/http-status-codes.xml>). Although the HTTP Status Code
2001 definitions are somewhat specific to HTTP operations, in most cases they can be applied to many common
2002 [INITIATOR-TARGET](#) interactions equally well.

2003 For example, any request to access a resource for which proper authorization has not been provided can result in a
2004 "401" "reasonCode" property value, which corresponds to "Unauthorized."

2005 Similarly, The Open Group defines a series of codes in XDAS to represent various reasons for activity outcomes,
2006 defined by the URI (<http://www.opengroup.org/bookstore/catalog/p441.htm>). As an example, an attempt to use a
2007 resource that could not be completed due to hardware failure could be reported using reasonCode "0x00000401",
2008 which corresponds to "XDAS_OUT_HARDWARE_FAILURE."

2009 Similarly, the "policyId" property is entirely domain-specific and may represent anything from a firewall rule to an
2010 authentication policy to a virus signature. Since in many cases policies may be custom-defined within the
2011 application, the "policyType" URI may point to the unique source instance within which the policies are defined.
2012 These properties will commonly be used for '[control](#)'-type CADF Event Records, but may also appear in other types
2013 of events.

2014 **6.5.8.6 Serialization examples**2015 **XML example**

```
<event>
  ...
  <reason
    reasonType="http://www.iana.org/assignments/http-status-codes/http-
status-codes.xml"
    reasonCode="408"
    policyType="http://schemas.xmlsoap.org/ws/2002/12/policy"
    policyId="http://10.0.3.4/firewall-ruleset/rule0012"/>
  ...
</event>
```

2016 **JSON example**

```
{
  "typeURI": "http://schemas.dmtf.org/cloud/audit/1.0/event",
  ...,
  "reason": {
    "reasonType": "http://www.iana.org/assignments/http-status-
codes/http-status-codes.xml",
    "reasonCode": "408",
    "policyType": "http://schemas.xmlsoap.org/ws/2002/12/policy",
    "policyId": "http://10.0.3.4/firewall-ruleset/rule0012"
```

```

    },
    ...
}

```

2017 **6.5.9 Reporterstep type**

2018 This type represents a step in the [REPORTERCHAIN](#) that captures information about any notable [REPORTER](#) (in
 2019 addition to the [OBSERVER](#)) that modified or relayed the CADF Event Record and any details regarding any
 2020 modification it performed on the [CADF Event Record](#) it is contained within.

2021 **6.5.9.1 Design considerations**

- 2022 • The Reporterstep data type should capture information about the resources that have had a role in modifying, or
 2023 relaying the CADF Event Record during its lifecycle after having been created by the [OBSERVER](#).
- 2024 • The intent of Reporterstep data, when included within a [REPORTERCHAIN](#), is to support forensic auditing of the
 2025 sources of event data and the systems that subsequently handle that data for the purposes of verification,
 2026 validation, and troubleshooting (i.e., these sources of event data are CADF [REPORTERS](#)).
- 2027 • The timestamp value that appears in the "reporterTime" property, as filled in from any one [REPORTER](#)'s
 2028 perspective, might not be accurate with respect to any other [REPORTER](#)'s "reporterTime" value (e.g.,
 2029 perhaps due to local clock differences).

2030 **6.5.9.2 Type name and URI**

2031 The following type name, qualified name and URI are used to identify the CADF Reporterstep data type:

Type Name	reporterstep
Type Qualified Name	cadf:reporterstep
Type URI	http://schemas.dmtf.org/cloud/audit/1.0/reporterstep

2032 **6.5.9.3 Requirements**

2033 Any entity value that represents a CADF Reporterstep type in this specification, its extensions, or profiles SHALL
 2034 adhere to the following requirements.

- 2035 • Any [REPORTER](#) that observes a [CADF Event Record](#) MAY be recorded as part of a Reporterstep entry in the
 2036 CADF Event type's "reporterchain" property with its "role" property set to the value "[observer](#)".
 - 2037 ○ Any Reporterstep entry with a "role" value of "observer" SHALL be the first entry in the
 2038 "reporterchain" and there SHALL only be one entry with this value.
 - 2039 ○ If a Reporterstep entry has the "role" value equal to "[observer](#)", then the REPORTER referenced in
 2040 this entry SHALL be the same resource (i.e., have the same [CADF Identifier](#)) as the resource
 2041 referenced as the [OBSERVER](#) resource in the same CADF Event Record.
- 2042 • Any REPORTER that modifies the CADF Event Record in any way SHOULD be added as a part of a
 2043 Reporterstep entry in the CADF Event type's "reporterchain" property with its "role" property set to the
 2044 value "[modifier](#)".
- 2045 • Any REPORTER that relays or transmits the CADF Event Record (without modifying it) in any way MAY be
 2046 added as a part of a Reporterstep entry in the CADF Event type's "reporterchain" property with its
 2047 "role" property set to the value "[relay](#)".
 - 2048 ○ The REPORTER, when adding a Reporterstep entry to a CADF Event Record, SHOULD append it at
 2049 the end (after) all other existing entries in the CADF Event type's "reporterchain" property.

- 2050 ○ A Reporterstep entry SHALL contain either a valid "reporter" property or a valid "reporterId" property, but SHALL NOT contain both properties.

2052 **Additional Requirements for the "reporterTime" property**

- 2053 • If the "role" property has a value of ["observer"](#) and the "reporterTime" property is not present, then the "reporterTime" property's value MAY be assumed to be the same as the "eventTime" property's value provided within the same the CADF Event Record.
- 2054
- 2055
- 2056 • If the "role" property has a value other than ["observer"](#) (i.e., ["modifier"](#) or ["relay"](#)) and the "reporterTime" property is not present, then the "reporterTime" property's value MAY be assumed to be the same time as (or the granular equivalent to) the "reporterTime" property value of the previous Reporterstep entry listed within the [REPORTERCHAIN](#) of the same CADF Event Record.
- 2057
- 2058
- 2059

2060 **6.5.9.4 Properties**

2061 Table 33 describes the properties for the Reporterstep type.

2062 **Table 33 – Reporterstep type properties**

Type Name	reporterstep		
Property	Type	Required	Description
role	xs:string	Yes	The role the REPORTER performed on the CADF Event Record (e.g., an "observer" , "modifier" or "relay" role). The valid set of values is defined in the clause "Reporter Roles" .
reporter	cadf:resource	Dependent (see description)	This property defines the resource that acted as a REPORTER on a CADF Event Record .
			<p>Dependent Requirements</p> <ul style="list-style-type: none"> • This property SHALL be required when the "reporterId" property is not used.
reporterId	cadf:identifier	Dependent (see description)	<p>This property identifies a resource that acted as a REPORTER on a CADF Event Record by reference and whose definition exists outside the event record itself (e.g., within the same CADF Log or Report).</p> <p><i>Note: This property can be used instead of the "reporter" property to reference a valid CADF Resource definition, which is already defined and can be referenced by its identifier (e.g., a CADF Resource already defined within the same CADF Event record or at the CADF Log or Report level that also contains the referencing CADF Event record).</i></p> <p><i>Note: Aliases for resources already defined within the same CADF Event record MAY be used as valid values for this property (see Section 5.3 "Reserved Namespace URIs and aliases for RESOURCES in the CADF Event Model").</i></p>
			<p>Dependent Requirements</p> <ul style="list-style-type: none"> • This property SHALL be required when the "reporter" property is not used.
reporterTime	cadf:timestamp	No	The time a REPORTER adds its Reporterstep entry into the REPORTERCHAIN (which follows completion of any updates to or handling of the corresponding CADF Event Record).
attachments	cadf:attachment[]	No	An optional array of additional data containing information about the reporter or any action it performed that affected the CADF Event

			Record contents.
--	--	--	----------------------------------

2063 **6.5.9.5 Serialization examples**2064 **XML example**

```
<event
  ...
  <reporterchain>
    <reporterstep
      role="observer"
      reporterTime="2012-03-22T13:00:00-04:00">
      <reporter id="myscheme://mydomain/resource/monitor/id/0002"/>
      ...
    </reporterstep>
  </reporterchain>
</event>
```

2065 **JSON example**

```
{
  "typeURI": "http://schemas.dmtf.org/cloud/audit/1.0/event",
  ...,
  "reporterchain": [
    {
      "role": "observer",
      "reporterTime": "2012-03-22T13:00:00-04:00",
      "reporter": {
        "id": "myscheme://mydomain/resource/monitor/id/0002"
      }
    },
    ...
  ]
}
```

2066 **6.5.10 Resource type**

2067 This data type is provided as the means to describe any resource that participated in an Actual Event (e.g.,
2068 [INITIATOR](#), [TARGET](#) or [REPORTER](#)) as part of a CADF Event Record.

2069 **6.5.10.1 Design considerations**

2070 There should be a consistent means to identify, classify, and track resources and their usage within a provider's
2071 infrastructure; it is fundamental consideration for auditing. Therefore, we introduce a CADF base resource data type
2072 that will enable these goals, but also permit [extended resource](#) descriptions for specific profiles of this specification.

2073 **6.5.10.2 Type name and URI**

2074 The following type name, qualified name and URI are used to identify the CADF Resource data type:

Type Name	resource
Type Qualified Name	cadf:resource
Type URI	http://schemas.dmtf.org/cloud/audit/1.0/resource

2075 **6.5.10.3 Requirements**2076 Any entity value that represents a CADF Resource type in this specification, its extensions, or profiles SHALL
2077 adhere to the following requirements.

- 2078 • Any profile or [extension](#) of this specification that defines additional resource types that [derive](#) from CADF
2079 Resource type and can be included in or referenced by a CADF Event Record SHALL extend the CADF
2080 Resource Type.
- 2081 ○ This means that extensions or profiles of this specification that [derive](#) resource types from the CADF
2082 resource type SHALL provide valid "typeURI" values for these derived types that extend from the URI
2083 values specified by the [CADF Resource Taxonomy](#).
 - 2084 • Any profile or extension of this specification that extends any CADF defined Resource type, including any
2085 [derived types](#), SHALL NOT override or change any properties already defined by this specification.
 - 2086 • All CADF Resource typed data, including all derived types, SHALL be classified using the [CADF Resource](#)
2087 [Taxonomy](#) or extensions of it using the "typeURI" property.
 - 2088 ○ Relative path representation of CADF Resource Taxonomy values SHOULD be used in the
2089 "typeURI" property of CADF Resource typed data when possible.
 - 2090 • Any CADF Resource typed data that includes [CADF Geolocation](#) data SHALL have either valid
2091 "geolocation" property or a valid "geolocationId" property, but SHALL NOT contain both properties.

2092 **6.5.10.4 Properties**

2093 Table 34 describes the properties for the CADF Resource type.

2094 **Table 34 – Resource type properties**

Type Name			
resource			
Property	Type	Required	Description
id	cadf:identifier	Yes	The identifier for the resource.
typeURI	cadf:path	Yes	The classification (i.e., type) of the resource using the CADF Resource Taxonomy .
name	xs:string	No	The optional local name for the resource (not necessarily unique).
domain	xs:string	No	The optional name of the domain that qualifies the name of the resource (e.g., a path name, a container name, etc.).

credential	cadf:credential	No	The optional security credentials associated with the resource's identity.
addresses	cadf:endpoint[]	No	The optional descriptive addresses (including URLs) of the resource.
host	cadf:host	No	The optional information about the (network) host of the resource.
geolocation	cadf:geolocation	Dependent (see description)	This optional property describes the geographic location of the resource using a CADF Geolocation data type.
			<p>Dependent Requirements</p> <ul style="list-style-type: none"> This property SHALL be required if the "geolocationId" property is not used.
geolocationId	cadf:identifier	Dependent (see description)	<p>This optional property identifies a CADF Geolocation by reference and whose definition exists outside the event record itself (e.g., within the same CADF Log or Report level).</p> <p>Note: This property can be used instead of the "geolocation" property to reference a valid CADF Geolocation definition, which is already defined outside the resource itself, by its identifier (e.g., a CADF Geolocation already defined at the CADF Log or Report level that also contains the CADF Resource definition).</p>
			<p>Dependent Requirements</p> <ul style="list-style-type: none"> This property SHALL be required if the "geolocation" property is not used.
attachments	cadf:attachment[]	No	An optional array of extended or domain-specific information about the resource or its context.

2095 **6.5.10.5 Serialization examples**

2096 **XML example**

```
<event>
  ...
  <target id="myscheme://mydomain/resource/id/0001"
    name="server_0001"
    ref="http://mydomain/mypath/server-0001/">
    ...
    <geolocation city="Austin" state="TX" regionICANN="US"/>
  </target>
</event>
```

2097 **JSON example**

```
{
  "typeURI": "http://schemas.dmtf.org/cloud/audit/1.0/event",
  ...,
  "target": {
    "id": "myscheme://mydomain/resource/id/0001",
```

```

    "name": "server_0001",
    "ref": "http://mydomain/mypath/server-0001/",
    ...,
    "geolocation": {
      "city": "Austin",
      "state": "TX",
      "regionICANN": "US"
    }
  }
}

```

2098 6.5.11 Resultset type

2099 The Resultset type's schema is intended to contain one or more event elements that are compiled together by a
2100 system component in response to a query by a consumer.

2101 Conceptually, a "set" of results is a temporary dataset, possibly filtered, that is extracted from an event repository in
2102 response to some query. Although a set is not considered to be immutable, in general consumers will expect that
2103 identical queries will always return identical results from the same provider, with the caveat that additional new data
2104 might be present (but no data will have disappeared).

2105 6.5.11.1 Design considerations

2106 The design of the set schema is intended to address the following design considerations:

- 2107 • The Resultset type should contain the data needed to allow providers of large query result sets to present the
2108 data in multiple "pages" that can be navigated by the data's consumer.
- 2109 • The Resultset should contain the information provided as part of the query that was used to compile and
2110 produce the result data such as the query filter and detail level requested.

2111 6.5.11.2 Type name and URI

2112 The following type name, qualified name and URI values are used to identify the CADF Resultset data type:

Type Name	resultset
Type Qualified Name	cadf:resultset
Type URI	http://schemas.dmtf.org/cloud/audit/1.0/resultset

2113 6.5.11.3 Requirements

2114 Any value that represents a CADF Resultset type in this specification, its extensions or profiles SHALL adhere to
2115 the following requirements:

- 2116 • In the case that the query used to produce the Resultset contains no event records (i.e., an empty set), the
2117 'eventSet' property SHOULD still be present with valid properties; specifically, the 'events' property should be
2118 present but the array should contain no elements (i.e., be an "empty" array of events).
- 2119 • The `detailLevel` property's value SHOULD NOT be higher than that requested by the consumer (as part
2120 of a CADF Query), but it can be lower – in other words, the provider can provide less detail, but not more than
2121 was asked for.

2122

2123 **6.5.11.4 Properties**

2124 The following table describes the properties for the CADF Resultset:

2125 **Table 35 – Resultset data type properties**

Type Name	set		
Property	Type	Required	Description
filter	xs:string	No	Contains the filter specification provided by the requester (on a query) that was used to produce the resultset and allows the consumer to reconstruct how the set was generated.
count	xs:integer	No	Lists the total number of CADF Event Records included in this resultset.
nextPage	xs:anyURI	No	In some cases, a resultset will be broken up into multiple pages to restrict the size of a single page. This property will provide a pointer to the next page in the sequence. See section 7.1.6 “Limiting query results”. <i>Note: If a resultset is paginated, providers are strongly encouraged to include this property.</i>
prevPage	xs:anyURI	No	In some cases, a resultset will be broken up into multiple pages to restrict the size of a single page. This property will provide a pointer to the previous page in the sequence. See section 7.1.6 “Limiting query results”. <i>Note: If a resultset is paginated, providers are strongly encouraged to include this property.</i>
firstPage	xs:anyURI	No	In some cases, a resultset will be broken up into multiple pages to restrict the size of a single page. This property will provide a pointer to the first page in the sequence. See section 7.1.6 “Limiting query results”.
lastPage	xs:anyURI	No	In some cases, a resultset will be broken up into multiple pages to restrict the size of a single page. This property will provide a pointer to the last page in the sequence. See section 7.1.6 “Limiting query results”.
detailLevel	xs:integer	No	CADF Event Records stored in a resultset can be stored with various levels of detail, as defined in Section 7.1.6.2 “Specifying level of detail for results”. This parameter contains one of the following: <ul style="list-style-type: none"> • ‘1’: indicates a resultset that contains CADF Event Records with only the most important event details. • ‘2’: indicates a resultset that contains CADF Event Records with a mid-level of detail. • ‘3’: Indicates a resultset that contains CADF Event Records with all known details. If this option is not present, the consumer may not make assumptions about which event details are present/absent and will have to examine the data directly.
eventSet	cadf:eventset	Yes	The set of events described by the CADF Resultset.

2126 **6.5.11.5 Serialization examples**

2127 **XML example**

```
<resultset
```

```

count="2"
nextPage="http://<addr>/events/event?filter=eventTime>="2012-05-
22T00:00:00-02:00"&limit=2&offset=3"
firstPage="http://<addr>/events/event?filter=eventTime>="2012-05-
22T00:00:00-02:00"&limit=2&offset=1"
lastPage="http://<addr>/events/event?filter=eventTime>="2012-05-
22T00:00:00-02:00"&limit=2&offset=3"
...
<eventSet>
  <events>
    <event id="myscheme://mydomain/event/id/AAA">
      ...
    </event>
    <event id="myscheme://mydomain/event/id/BBB">
      ...
    </event>
    ...
  </events>
</eventSet>
</set>

```

2128 **JSON example**

```

{
  "typeURI": "http://schemas.dmtf.org/cloud/audit/1.0/resultset",
  "count": 2,
  "nextPage": "http://<addr>/events/event?filter=eventTime>="2012-05-
22T00:00:00-02:00"&limit=2&offset=2",
  "firstPage": "http://<addr>/events/event?filter=eventTime>="2012-05-
22T00:00:00-02:00"&limit=2&offset=1",
  "lastPage": "http://<addr>/events/event?filter=eventTime>="2012-05-
22T00:00:00-02:00"&limit=2&offset=3",
  "eventSet": {
    "events": [
      {
        "id": "myscheme://mydomain/event/id/1234"
        ...
      },
      {
        "id": "myscheme://mydomain/event/id/3333"
        ...
      },
    ]
  }
}

```

```

    },
  }

```

2129 **6.6 CADF Entities**

2130 This clause defines CADF Entities, as inspired from Entity-Relationship (ER) modeling, which represent complex
 2131 CADF data types that also represent significant resources that can be referenced, modeled, and have relationships
 2132 that can be referenced through unique identifiers.

2133 **Note:** As a corollary, this specification makes the distinction that CADF complex data types should only be referenced within
 2134 the scope of CADF Entities and other CADF complex data types.

2135 **6.6.1 Event (data) type**

2136 This entity represents the [CADF Event Record](#).

2137 **6.6.1.1 Design considerations**

2138 The design of the event schema is intended to address the following requirements:

- 2139 • The event schema should be able to represent any auditable event. This includes consideration of events that
 2140 support compliance reporting and monitoring of:
 - 2141 ○ Operational and business processes, applications and services running in cloud deployments.
 - 2142 ○ Cloud services and software usage including monitoring of Service License Agreements (SLAs) and
 2143 Software License Management (SLM) in the cloud.
- 2144 • The event schema should be able to preserve other or domain specific event record formats.
- 2145 • The event schema should support cross-event correlation.

2146 **6.6.1.2 Type name and URI**

2147 The following type name, qualified name and URI values are used to identify the CADF Event data type:

Type Name	event
Type Qualified Name	cadf:event
Type URI	http://schemas.dmtf.org/cloud/audit/1.0/event

2148 **6.6.1.3 Requirements**

2149 Any value that represents a CADF Event type in this specification, its extensions, or profiles SHALL adhere to the
 2150 following requirements:

- 2151 • The CADF Event data type SHALL contain either a valid "initiator" property or a valid "initiatorId"
 2152 property, but SHALL NOT contain both properties.
- 2153 • The CADF Event data type SHALL contain either a valid "target" property or a valid "targetId" property,
 2154 but SHALL NOT contain both properties.
- 2155 • The CADF Event data type SHALL contain either a valid "observer" property or a valid "observerId"
 2156 property, but SHALL NOT contain both properties.

2157 **Action property requirements:**

- 2158 • The "action" property SHALL include a valid value from the [CADF Action Taxonomy](#) or an extension thereof.

- 2159 • The "action" property's value SHOULD represent the perspective of the [OBSERVER](#) (see clause “Required
2160 model components”).

2161 **Outcome property requirements:**

- 2162 • The "outcome" property SHALL include a valid value from the [CADF Outcome Taxonomy](#) or an extension
2163 thereof.
- 2164 • The "outcome" property's value SHOULD represent the perspective of the [OBSERVER](#) (see clause
2165 “Required model components”).

2166 **Initiator, target and observer property requirements:**

2167 The "initiator", "target" and "observer" properties' "typeURI" property each:

- 2168 • SHALL include a valid resource classification value from the [CADF Resource Taxonomy](#) or an extension
2169 thereof.
- 2170 • SHOULD represent the perspective of the [OBSERVER](#) (see clause “Required model components”).

2171 **6.6.1.4 Properties**

2172 Table 36 describes the properties for the CADF Event type.

2173 **Table 36 – Event data type properties**

Type Name	event		
Property	Type	Required	Description
typeURI	cadf:path	Dependent (See description)	This property has the dependent requirements that are described in the Entity Type URIs clause of this specification. Additional requirements are listed below.
			Dependent Requirements
			<ul style="list-style-type: none"> If the "typeURI" property is included on this entity then the value SHALL be the Entity Type URI specified for the CADF Event type.
			Format Dependent Requirements
			<ul style="list-style-type: none"> If XML format is used, the "typeURI" property MAY be used. If JSON format is used, the "typeURI" property SHALL be used.
id	cadf:identifier	Yes	The unique identifier of the CADF Event Record.
eventType	xs:string	Yes	The classification of the type of event. <ul style="list-style-type: none"> This property SHALL contain a valid value from the list of valid EventType values as specified in Section 4.5.1 "Valid EventType values" or be a valid value from an official profile of this specification). Note: The “eventType” property’s value affects the requirements (prescription level) for other properties within the CADF Event data type.
eventTime	cadf:timestamp	Yes	The OBSERVER 's best estimate as to the time the Actual Event occurred or began (note that this may differ significantly from the time at which the OBSERVER is processing the Event Record).

Type Name	event		
Property	Type	Required	Description
action	cacf:path	Yes	This property represents the event's ACTION . See Basic Model Components for details. See the CADF Action Taxonomy for valid values and requirements.
outcome	cacf:path	Yes	A valid classification value from the CADF Outcome Taxonomy .
initiator	cacf:resource	Dependent (see description)	This property represents the event's INITIATOR . See Basic model components for details.
			<p>Dependent Requirements</p> <ul style="list-style-type: none"> This property SHALL be required if the "initiatorId" property is not used.
initiatorId	cacf:identifier	Dependent (see description)	<p>This property identifies the event's INITIATOR resource by reference.</p> <p>Note: This property can be used instead of the "initiator" property if the CADF Event data is contained within the same CADF Log or Report that also contains a valid CADF Resource definition for the resource being referenced as the INITIATOR.</p> <p>Note: Aliases for resources already defined within the same CADF Event record MAY be used as valid values for this property (see Section 5.3 "Reserved Namespace URIs and aliases for RESOURCES in the CADF Event Model").</p>
			<p>Dependent Requirements</p> <ul style="list-style-type: none"> This property SHALL be required if the "initiator" property is not used. If this property is used, its value SHALL reference a valid CADF Resource definition (e.g., at CADF Log level).
target	cacf:resource	Dependent (see description)	This property represents the TARGET . See Basic model components for details.
			<p>Dependent Requirements</p> <ul style="list-style-type: none"> This property SHALL be required if the "targetId" property is not used.

Type Name	event		
Property	Type	Required	Description
targetId	cadf:identifier	Dependent (see description)	<p>This property identifies the event's TARGET by reference.</p> <p>Note: This property can be used instead of the "target" property if the CADF Event data is contained within the same CADF Log or Report that also contains a valid resource definition for the resource being referenced as the TARGET.</p> <p>Note: Aliases for resources already defined within the same CADF Event record MAY be used as valid values for this property (see Section 5.3 "Reserved Namespace URIs and aliases for RESOURCES in the CADF Event Model").</p> <p>Dependent Requirements</p> <ul style="list-style-type: none"> • This property SHALL be required if the "target" property is not used. • If this property is used, its value SHALL reference a valid CADF Resource definition (e.g., at CADF Log level).
observer	cadf:resource	Dependent (see description)	<p>This property represents the OBSERVER. See Basic model components for details.</p> <p>Dependent Requirements</p> <ul style="list-style-type: none"> • This property SHALL be required if the "observerId" property is not used.
observerId	cadf:identifier	Dependent (see description)	<p>This property identifies the event's OBSERVER by reference.</p> <p>Note: This property can be used instead of the "observer" property if the CADF Event data is contained within the same CADF Log or Report that also contains a valid resource definition for the resource being referenced as the OBSERVER.</p> <p>Note: Aliases for resources already defined within the same CADF Event record MAY be used as valid values for this property (see Section 5.3 "Reserved Namespace URIs and aliases for RESOURCES in the CADF Event Model").</p> <p>Dependent Requirements</p> <ul style="list-style-type: none"> • This property SHALL be required if the "observer" property is not used. <p>If this property is used, its value SHALL reference a valid CADF Resource definition (e.g., at CADF Log level).</p>
measurements	cadf:measurement []	Dependent (see description)	<p>This property represents any measurement (values) associated with the event, resulting from the application of some metrics.</p> <p>Dependent Requirements</p>

Type Name	event		
Property	Type	Required	Description
			<ul style="list-style-type: none"> This property SHALL be required if the "eventType" property has a value of "monitor"; otherwise, this property is optional.
reason	cadf:reason	Dependent (see description)	This property contains domain-specific reason code and policy data that provides an additional level of detail to the outcome value.
			<p>Dependent Requirements</p> <ul style="list-style-type: none"> This property SHALL be required if the "eventType" property has a value of "control"; otherwise, this property is optional.
name	xs:string	No	This optional property represents a descriptive name for the event. This property SHALL NOT be used in place of the required CADF Event property "id".
severity	xs:string	No	<p>This optional property describes domain-relative severity assigned to the event by the OBSERVER. This property's value is non-normative, but is the recommended place where such information should be placed.</p> <p><i>Note: This property's value may only have meaning within the usually limited domain understood by the OBSERVER and does not represent any form of enterprise risk. This property's value may be used by event consumers that understand the OBSERVER's domain and need to prioritize events it reported.</i></p> <p><i>Note: Profiles of this specification may define specific severity values that could be used in this property.</i></p>
duration	cadf:duration	No	<p>This optional property describes the duration of activity for long-running activities. It is typically used in the second of a pair of events marking the start and end of such activity.</p> <p><i>Note: See Annex B.2.2 for best practices on usage.</i></p>
tags	cadf:tag []	No	<p>An optional array of Tags that MAY be used to further qualify or categorize the CADF Event Record.</p> <p><i>Note: Tags enable the querying of domain-specific views on a provider's event data.</i></p>
attachments	cadf:attachment []	No	An optional array of extended or domain-specific information about the event or its context.
reporterchain	cadf:reporterstep []	Yes	<p>An array of Reporterstep typed data that contains information about the sequenced handling of or change to the associated CADF Event Record by any REPORTER.</p> <p>See discussion of the Reporter Chain component of the CADF Event Model.</p>

2174 **6.6.1.5 Serialization examples**2175 **XML examples**

2176 The following example shows the CADF Event Record using the in-line properties "initiator", "target" and
2177 "observer", which fully describes these resources within the record itself.

```
<event
  id="myscheme://mydomain/event/id/1234"
  eventType="activity"
  eventTime="2012-03-22T13:00:00-04:00"
  action="create"
  outcome="success">
  <initiator id="myuuid://location.org/resource/0001" typeURI="..."/>
  <target id="myuuid://location.org/resource/0099" typeURI="..."/>
  <observer id="myuuid://location.org/resource/0321" typeURI="..."/>
  <reporterchain>
    <reporterstep
      role="observer"
      reporterTime="2012-08-22T23:00:00-02:00">
      <reporter id="myuuid://location.org/resource/0321"/>
    </reporterstep>
  </reporterchain>
</event>
```

2178 The following example shows the CADF Event Record using the dependent properties "initiatorId" and
2179 "targetId" (instead of the "initiator" and "target" properties), which reference CADF Resources that are
2180 fully defined within the same [CADF Log](#) that also contains the CADF Event Record itself.


```

<log>
  ...
  <resources>
    <resource id="myuuid://location.org/resource/0001" typeURI="..." />
    <resource id="myuuid://location.org/resource/0099" typeURI="..." />
    <resource id="myuuid://location.org/resource/0321" typeURI="..." />
    ...
  </resources>
  <events>
    <event id="myscheme://mydomain/event/id/1234"
      eventType="activity"
      eventTime="2012-03-22T13:00:00-04:00"
      action="create"
      outcome="success"
      initiatorId="myuuid://location.org/resource/0001"
      targetId="myuuid://location.org/resource/0099"
      observerId="myuuid://location.org/resource/0321"
      <reporterchain>
        <reporterstep role="observer"
          reporterTime="2012-08-22T23:00:00-02:00">
          <reporter id="myuuid://location.org/resource/0321" />
        </reporterstep>
      </reporterchain>
    </event>
    ...
  </events>
</log>

```

2181 JSON examples

2182 The following example shows the CADF Event Record using the dependent properties "initiator" and
 2183 "target", which fully describes these resources within the record itself.

```

{
  "typeURI": "http://schemas.dmtf.org/cloud/audit/1.0/event",
  "id": "myscheme://mydomain/event/id/1234",
  "eventType": "activity",
  "eventTime": "2012-03-22T13:00:00-04:00",
  "action": "create",
  "outcome": "success",
  "initiator": {
    "id": "myuuid://location.org/resource/0001",

```

```
    "typeURI": "..."  
  },  
  "target": {  
    "id": "myuuid://location.org/resource/0099",  
    "typeURI": "..."  
  },  
  "observer": {  
    "id": "myuuid://location.org/resource/0321",  
    "typeURI": "..."  
  },  
  "reporterchain": [  
    {  
      "role": "observer",  
      "reporterTime": "2012-08-22T23:00:00-02:00",  
      "reporterId": "..."  
    },  
    ...  
  ]  
}
```

2184 The following example shows the CADF Event Record using the dependent properties "initiatorId" and
2185 "targetId" (instead of the "initiator" and "target" properties), which reference CADF Resources that are
2186 fully defined within the same [CADF Log](#) that also contains the referencing CADF Event Record itself.

```

{
  "typeURI": "http://schemas.dmtf.org/cloud/audit/1.0/log",
  ...,
  "resources": [
    {
      "id": "myuuid://location.org/resource/0001",
      "typeURI": "...",
      ...
    },
    {
      "id": "myuuid://location.org/resource/0099",
      "typeURI": "...",
      ...
    },
    {
      "id": "myuuid://location.org/resource/0321",
      "typeURI": "...",
      ...
    },
    ...
  ],
  "events": [
    {
      "typeURI": "http://schemas.dmtf.org/cloud/audit/1.0/event",
      "id": "myscheme://mydomain/event/id/1234",
      "eventType": "activity",
      "eventTime": "2012-03-22T13:00:00-04:00",
      "action": "create",
      "outcome": "success",
      "initiatorId": "myuuid://location.org/resource/0001",
      "targetId": "myuuid://location.org/target/0099",
      "observerId": "myuuid://location.org/target/0099",
      "reporterchain": [
        {
          "role": "observer",
          "reporterTime": "2012-08-22T23:00:00-02:00",
          "reporter": {
            "id": "myuuid://location.org/target/0321"
          }
        }
      ]
    }
  ]
},
...
]
}

```

2187 **6.6.1.6 Best practices**

2188 [CADF Logs](#) and [CADF Reports](#) provide a facility to fully describe [resources](#), [metrics](#), geolocations and attachments
 2189 globally (once) so that CADF Event Records also included in the same log or report may reference these definitions
 2190 by their respective identifiers (i.e., UUIDs) and not have to describe them repeatedly within each in each event
 2191 record.

- 2192 • [CADF Event Records](#) that appear within a [CADF Log](#) or [CADF Report](#) SHOULD reference, by identifier, log-level
 2193 or report-level definitions (e.g. resource, metric, geolocation, attachment, etc.) when possible.
- 2194 • For example, a [CADF Event Record](#) inside of a [CADF Log](#) could have a [TARGET](#) resource that is referenced
 2195 using the "targetId" property and whose full definition is listed in the "resources" array property of the
 2196 CADF Log type. This example's resource referencing technique (by identifier) can also be used for [INITIATORS](#)
 2197 and [REPORTERS](#).

2198 **6.6.1.7 Providing resource taxonomy synonyms for event resources**

2199 This section describes a mechanism that can be used to provide alternate values for resource taxonomy
 2200 classification values.

2201 **Objective**

2202 Define syntax for use with the [CADF Tag](#) type allowing the declaration of additional or alternative resource
 2203 classifications for those that are part of the normative [CADF Resource Taxonomy](#). These alternative classifications
 2204 could be then associated with the top-level resources defined on a [CADF Event](#) (i.e. as defined by its
 2205 `initiator`, `target` or `observer` properties) and used to provide a means to query [CADF Event Records](#)
 2206 when the resource may have secondary or tertiary classifications other than the primary one provided in the event's
 2207 "typeURI" property.

2208 In these cases, such alternative taxonomy values are specified as extensions in the form of particular tag items of
 2209 the tags array.

2210 **Syntax and semantics**

2211 This specification reserves the following URI (i.e. the CADF Taxonomy Synonym URI) and its alias that may be
 2212 used when creating CADF Tag values to be placed in the CADF Event's "tag" property:

CADF Taxonomy Synonym URI	
URI	http://schemas.dmtf.org/cloud/audit/1.0/taxonomy/synonym/
URI alias	cadf:taxonomy/synonym

2213 The alternative taxonomy classification is done using the following [CADF Tag](#) conventions:

CADF Tag Component	Definition
namespace	The URI (or its alias) for a CADF Taxonomy Synonym as defined above: <ul style="list-style-type: none"> • http://schemas.dmtf.org/cloud/audit/1.0/taxonomy/synonym/
name	The name of the CADF Event attribute given alternative classification. <ul style="list-style-type: none"> • e.g. initiator, target or observer
value	The taxonomy value starting with the taxonomy root (resource), <ul style="list-style-type: none"> • e.g. resource/storage/database

2214 **Example**

2215 For example, assume that a [CADF Event](#) instance has a "typeURI" property with the value:

```
http://schemas.dmtf.org/cloud/audit/1.0/taxonomy/resource/data/database
```

2216 The following [CADF Tag](#) with component property “name” equal to the keyword “[target](#)” defines an alternative
2217 taxonomy value for the “target” property defined within the same the [CADF Event](#) record.

```
http://schemas.dmtf.org/cloud/audit/1.0/taxonomy/synonym/target?value=
resource/storage/database
```

2218 One or more alternative resource [CADF Resource Taxonomy](#) tags may be added as tag extensions (i.e., using the
2219 “tags” property) to a [CADF Event](#) record.

2220 The resulting CADF Event Record would look something like the following (in JSON format pseudo-code) where a
2221 “storage/database” classification can be used as a synonym for the “data/database” classification
2222 supplied on the “target” resource’s TypeURI property:

```
{
  "typeURI": "http://schemas.dmtf.org/cloud/audit/1.0/event",
  "id": "myscheme://mydomain/event/id/1234",
  "eventType": "activity",
  "eventTime": "2012-03-22T13:00:00-04:00",
  "action": "create",
  "outcome": "success",
  "initiator": { ... },
  "target": {
    "id": "myuuid://location.org/resource/0099",
    "typeURI": "data/database"
  },
  "observer": { ... },
  "tags": [
    {
      "http://schemas.dmtf.org/cloud/audit/1.0/taxonomy/synonym/target?value=
      resource/storage/database"
    }
  ]
}
```

2223 6.6.2 Log type

2224 The log schema is intended to contain one or more event elements that are compiled together by a system
2225 component for storage and/or submission to another application for the purposes of compilation, backup, and event
2226 analysis. The log format is suitable for federation and composition with other logs of the same schema.

2227 Conceptually, a “log” is an “immutable” entity that is provided as part of a defined auditing process. The CADF
2228 acknowledges that the concept of and uses for “logs” may be different within different domains. Therefore, this
2229 specification provides this base type which SHALL be used by profiles (e.g. domain-specific extensions) of this
2230 specification.

- 2231 • Please see the clause titled “[Differences between reports and logs](#)” in the subsequent section for further
 2232 discussion.

2233 **6.6.2.1 Design considerations**

2234 The design of the log schema is intended to address the following design considerations:

- 2235 • The log should contain a unique identifiable reference and information about the resource (e.g., an application
 2236 or service) that compiled the event data within the log.
- 2237 • The log should be able to provide declarations that provide short-form values that can used to replace
 2238 repeated, long-form entity and property values (such as namespaces and identifiers) that permit condensed
 2239 reports for transmission/federation.
- 2240 • The log may be assigned a time period that defines time boundaries (a begin date/time, and end date/time) for
 2241 all events of interest for this log. In other words, all events of interest over this time period are supposed to be
 2242 present in the log.
- 2243 • The log should permit the ability to contain signed and/or encrypted event or informational data.

2244 **6.6.2.2 Type name and URI**

2245 The following type name, qualified name and URI values are used to identify the CADF Log data type:

Type Name	log
Type Qualified Name	cadf:log
Type URI	http://schemas.dmtf.org/cloud/audit/1.0/log

2246 **6.6.2.3 Requirements**

2247 Any value that represents a CADF Log type in this specification, its extensions or profiles SHALL adhere to the
 2248 following requirements:

- 2249 • CADF Event Records that appear in a CADF Log SHOULD only have "eventTime" property values
 2250 (timestamps) that are equal to or greater than the "beginTime" property value.
- 2251 • CADF Event Records that appear in a CADF Log SHOULD only have "eventTime" property values
 2252 (timestamps) that are equal to or less than the "endTime" property value.
- 2253 • All recurring instances of a same complex type or entity within a CADF Log (e.g., [CADF Resource](#), [CADF](#)
 2254 [Event](#), [CADF Metric](#), etc.) SHALL have a unique identifier ([cadf:identifier](#)) within the report.

2255 **6.6.2.4 Properties**

2256 Table 37 describes the properties for the CADF Log type:

2257 **Table 37 – Log data type properties**

Type Name	log		
Property	Type	Required	Description
typeURI	cadf:path	Dependent (See description)	This property has the dependent requirements that are described in the Entity Type URIs clause of this specification. Additional requirements are listed below.
			Dependent Requirements
			<ul style="list-style-type: none"> If the "typeURI" property is included on this entity, the value SHALL be the Entity Type URI specified for the CADF Log type.
			Format Dependent Requirements
			<ul style="list-style-type: none"> If XML format is used, the "typeURI" property MAY be used. If JSON format is used, the "typeURI" property SHALL be used.
id	cadf:identifier	No	The identifier for this CADF Log (instance).
generatorId	cadf:identifier	Yes	The identifier of the actual resource that generated the log.
logTime	cadf:timestamp	Yes	The time the log was last updated. This time may be used to represent the time the log creation is complete and ready for subsequent consumption (e.g., federation, processing or archival). See discussion of Future considerations for more information on this topic.
beginTime	cadf:timestamp	No	The beginning time for the time period of event records within the log. Event records that appear in the log should only have event times (timestamps) that are equal to or greater than this time.
endTime	cadf:timestamp	No	The end time for the time period of event records within the log. Event records that appear in the log should only have event times (timestamps) that are equal to or less than this time.
description	xs:string	No	An optional description of the log or its contents.
resources	cadf:resource []	No	An optional array of CADF Resources that may be referenced by multiple CADF Event Records within the log (i.e., the events would refer to a resource by its ID).
geolocations	cadf:geolocation []	No	An optional array of CADF Geolocations that may be referenced by multiple CADF resources that appear within CADF Event Records within the log (i.e., the resources refer to a geolocation by its ID, as part of a resource typed property, such as a TARGET or INITIATOR).
metrics	cadf:metric []	No	An optional array of CADF Metrics that may be referenced by multiple CADF Events Records within the log (i.e., the events would refer to a metric by its ID, as part of its measurement property).
events	cadf:event []	Yes	An array of CADF Event (records) that are the primary compositional entity of the CADF Log. <i>Note: In the case that the log was created, but no events occurred during the log period, the events property should be present but the array should contain no elements (i.e., be an "empty" array of events).</i>

attachments	cadf:attachment[]	No	An optional array of extended or domain-specific information about the log or its context.
-------------	-----------------------------------	----	--

2258 **6.6.2.5 Serialization examples**2259 **XML example**

```
<log
  id="myscheme://mydomain/log/id/log_1234"
  logTime="2012-03-22T13:00:00-04:00"
  ...
  <events>
    <event id="myscheme://mydomain/event/id/AAA">
      ...
    </event>
    <event id="myscheme://mydomain/event/id/BBB">
      ...
    </event>
    ...
  </events>
</log>
```

2260 **JSON example**

```
{
  "typeURI": "http://schemas.dmtf.org/cloud/audit/1.0/log",
  "id": "myscheme://mydomain/log/id/log_1234",
  "logTime": "2012-03-22T13:00:00-04:00",
  ...
  "events": [
    {
      "typeURI": "http://schemas.dmtf.org/cloud/audit/1.0/event",
      "id": "myscheme://mydomain/event/id/AAA",
      ...
    },
    {
      "typeURI": "http://schemas.dmtf.org/cloud/audit/1.0/event",
      "id": "myscheme://mydomain/event/id/BBB",
      ...
    },
    ...
  ]
}
```

2261 **6.6.2.6 Notes**

- The CADF Log can be viewed as a modelable extension of the CADF Eventset; however, for this version of the CADF specification, the CADF Log duplicates definitions for several of the properties that are also defined in the CADF Eventset.

2265 **6.6.3 Report type**

2266 The report is intended to contain one or more event records that are compiled with other auditing information in
2267 response to some step within an auditing process. Please note that this specification version does not describe how
2268 CADF Reports are created, but provides it for domain-specific extension via profiles of this specification.

2269 **6.6.3.1 Differences between reports and logs**

2270 Fundamentally, logs are intended to a compact, simple container for federating events with some basic information
2271 about log identity and construction. Reports are intended to be more robust containers that contain information such
2272 as attestations of contents (e.g., events, etc.), linkage to compliance frameworks and controls and query data used
2273 to generate the report data.

2274 CADF acknowledges that, in this core specification, the [CADF Log](#) and [Report](#) data types may look very similar.
2275 However, in auditing domains and within compliance frameworks, reports and logs are distinct entities with different
2276 functional purposes. Therefore, having distinctly separate types for logs and reports enables profiles of this
2277 specification to extend either as they see fit.

2278 **Note:** It is expected that profiles of this specification to convey their specific log and report information via
2279 extensions of these the CADF Log and Report types in order to remain compatible with [CADF Interfaces](#) (i.e. by
2280 using CADF [extension mechanisms](#)). For example, an SSAE16 report could be attached to a [CADF Entity](#) and
2281 signed along with other information and provided to a cloud consumer.

2282 **6.6.3.2 Design considerations**

2283 The design of the report schema is intended to address the following design considerations:

- The report may contain either a reference to or the actual query used to generate the report.
- The report may provide declarations that permit [aliasing](#) of URIs and Paths that may be repeatedly referenced by entities contained within the report.

2287 **6.6.3.3 Use cases**

2288 The following are exemplary use cases for reports in the context of this specification:

- Report "privileged access" events that reflect actions against a resource performed by users who have a privileged role such as an administrator, manager, or security officer.
- Report all events related to a specific cloud application or service that occurred between a specific date-time interval.
- Report all events that have been classified as being applicable to a specified security compliance standard.

2294 **6.6.3.4 Type name and URI**

2295 The following type name, qualified name and URI values are used to identify the CADF Report data type:

Type Name	report
Type Qualified Name	cadf:report
Type URI	http://schemas.dmtf.org/cloud/audit/1.0/report

2296 **6.6.3.5 Requirements**

2297 Any value that represents a CADF Report type in this specification, its extensions, or profiles SHALL adhere to the
 2298 following requirements:

- 2299 • CADF Event Records that appear in a CADF Report SHOULD only have "eventTime" property values
 2300 (timestamps) that are equal to or greater than the "beginTime" property value.
- 2301 • CADF Event Records that appear in a CADF Report SHOULD only have "eventTime" property values
 2302 (timestamps) that are equal to or less than the "endTime" property value.
- 2303 • All recurring instances of a same complex type or entity within a CADF Report (e.g., CADF Resource, CADF
 2304 Event, CADF Metric, etc.) SHALL have a unique identifier ([cadf:identifier](#)) within the report.

2305 **6.6.3.6 Properties**

2306 Table 38 describes the properties of the CADF Report type:

2307 **Table 38 – Report data type properties**

Type Name	report		
Property	Type	Required	Description
typeURI	cadf:path	Dependent (See description)	This property has the dependent requirements that are described in the Entity Type URIs clause of this specification. Additional requirements are listed below.
			Dependent Requirements
			If the "typeURI" property is included on this entity, the value SHALL be the Entity Type URI specified for the CADF Report type.
			Format Dependent Requirements
			<ul style="list-style-type: none"> • If XML format is used, the "typeURI" property MAY be used. • If JSON format is used, the "typeURI" property SHALL be used.
id	cadf:identifier	No	The identifier for this CADF Report (instance).
reportTime	cadf:timestamp	Yes	The time the report was last updated. This time may be used to represent the time the report creation is complete and ready for subsequent consumption (e.g., federation, processing, or archival). See discussion of Future considerations for more information on this topic.
beginTime	cadf:timestamp	No	The beginning time for the time period of event records within the report. Event records that appear in the report should only have event times (timestamps) that are equal to or greater than this time.
endTime	cadf:timestamp	No	The end time for the time period of event records within the report. Event records that appear in the report should only have event times (timestamps) that are equal to or less than this time.
description	xs:string	No	An optional description of the report or its contents.

resources	cadf:resource[]	No	An optional array of CADF Resources that may be referenced by multiple CADF Event Records within the report (i.e., the events would refer to a resource by its ID).
geolocations	cadf:geolocation[]	No	An optional array of CADF Geolocations that may be referenced by multiple CADF resources that appear within CADF Event Records within the report (i.e., the resources refer to a geolocation by its ID, as part of a resource typed property, such as a TARGET or INITIATOR).
metrics	cadf:metric[]	No	An optional array of CADF Metrics that may be referenced by multiple CADF Events Records within the report (i.e., the events would refer to a metric by its ID, as part of its measurement property).
logIds	cadf:identifier[]	Dependent	The references to the CADF Log(s) that contains the CADF Event Records that are the primary compositional entity of the CADF Report.
logs	cadf:log[]	Dependent	The CADF Log(s) that contains the CADF Event Records that are the primary compositional entity of the CADF Report.
attachments	cadf:attachment[]	No	An optional array of extended or domain-specific report information or additional context information.

2308 **6.6.3.7 Serialization examples**2309 **XML example**

```
<report
  id="myscheme://mydomain/report/id/report_889"
  reportTime="2012-08-31T18:00:00-02:00">
  ...
  <logs>
    <log id="myscheme://mydomain/log/id/XXX">
      ...
    </log>
  </logs>
</report>
```

2310 **JSON example**

```
{
  "typeURI": "http://schemas.dmtf.org/cloud/audit/1.0/report",
  "id": "myscheme://mydomain/report/id/report_889",
  "reportTime": "2012-08-31T18:00:00-02:00",
  ...
  "logs": [
    {
      "typeURI": "http://schemas.dmtf.org/cloud/audit/1.0/log", "id":
      "myscheme://mydomain/log/id/XXX",
      ...
    },
  ],
}
```

2311 7 CADF Interfaces

2312 7.1 CADF Query Interface

2313 This clause defines the CADF Query Interface. As CADF is primarily concerned with the representation of IT activity
2314 in CADF Event Records, the CADF Query Interface is focused on flexibly requesting sets of those records from
2315 providers and returning them to audit event consumers. CADF event providers must implement a compatible
2316 mechanism to respond to these requests and return accurate result sets.

2317 7.1.1 Design Notes

2318 Please note that the CADF Query Interface is designed to work with the [DMTF CIMI Model](#) or any RESTful HTTP-
2319 based protocol concept using a “filter” query parameter.

- 2320 • Examples of how the CADF Query Interface and Syntax can be used, with results rendered in either XML or
2321 JSON data formats, are shown in [Annex E](#).
- 2322 • Examples of how the CADF Query Interface and Syntax can be used, when implemented using an HTTP
2323 protocol, are shown in [Annex F](#).

2324 7.1.2 Requirements

2325 The CADF Query Interface is an optional component of the CADF Specification. Implementers of the CADF Query
2326 Interface SHALL be called CADF Query Providers and they SHALL adhere to the following requirements:

- 2327 • CADF Query Providers SHALL construct a result set that represents the full set of Event Records selected by
2328 the CADF Query Interface by expressing each matched event with a [CADF Event Record using the CADF
2329 Resultset data type or an extension thereof](#).
- 2330 • Each CADF Event Record in a result set SHALL be constructed according to this specification and using one
2331 of the formats described in this specification or by a profile of this specification (see [Section 5.6](#)).
- 2332 • Each CADF Event Record in a result set SHALL be a valid [CADF Event](#) entity (see [Section 6.6](#)) or valid
2333 extension thereof.
- 2334 • All CADF Event Records within the same result set SHALL be constructed using the same format.
 - 2335 ○ For example, if JSON is used for one CADF Event Record, then all Event Records in the results set
2336 would be expressed in JSON. Providers are encouraged to use protocol mechanisms (such as HTTP-
2337 Accept) to negotiate acceptable formats with consumers.
- 2338 • All CADF Entities SHOULD maintain referential integrity to CADF-defined entities and data types.
 - 2339 ○ For example, all use of CADF Identifiers that identify CADF Resource-typed data within a result set
2340 should properly reference valid CADF Resource data defined elsewhere within that data set or that
2341 can be provided by some other mechanism (such as independent queries, caching, etc.).

2342 7.1.3 CADF Query Syntax

2343 This section describes how a filter parameter expression can be constructed to create queries using path-based
2344 expressions that reference the properties and structure of the CADF Event Record. This syntax is derived from and
2345 is compatible with both the XPath 1.0 or XPath 2.0 specifications (see [bibliography](#) for references); however, this
2346 specification does not require knowledge of either of these specifications and the CADF Query Syntax is fully
2347 explained in this section.

2348 7.1.4 CADF Query Syntax subset

2349 Retrieval of stored events from a provider is controlled via an optional filter parameter that is appended to a query.
2350 The \$filter parameter takes the following form:

```
?filter=expression
```

2351 Where "expression" represents a mathematical expression denoting how the top-level attributes of the
2352 resources within the collection shall be filtered. The expression is defined by the following EBNF grammar:

```
Filter      ::= Term |
              '(' , Filter , ')' or '(' , Filter , ')' |
              '(' , Filter , ')' and '(' , Filter , ')'
Term        ::= PropertyPath , Op , Value
PropertyPath ::= [ ComplexProp , '/' ] , SimpleProp1
ComplexProp ::= ? any non-basic data type CADF property, i.e. that has
                sub-properties ? |
                ? ArrayProp with only non-basic data type elements ?
SimpleProp  ::= ? any CADF property with a basic data type ? | ?
ArrayProp2  ::= Property , '[' , Index , ']'
Index       ::= '*' | Integer

Op          ::= '<' | '<=' | '=' | '>=' | '>' | '!='

Value       ::= '"' TypedValue '"' | "'" TypedValue "'"

TypedValue  ::= NumValue | DateValue | StringValue |
              BoolValue | PathValue

PathValue   ::= ExactPath | PathComp | SplitPath
ExactPath   ::= ? Any CADF Path value (see Section 6.3.2) ?
SplitPath   ::= PathComp , '//', PathComp
PathComp    ::= PathSeg [ '/' , PathSeg ] [ '*' ]
PathSeg     ::= ? Any single segment of a path corresponding to
                'segment-nz' as part of a CADF Path value (see Section 6.3.2) ?
NumValue    ::= [ '-' ] Integer3 [ '.' Integer ]
DateValue   ::= ? as defined by XML Schema ?
StrValue    ::= ? normal character string4 ?
BoolValue   ::= 'true' | 'false'
Integer     ::= ? normal integers ?
```

2353 ¹ Here XPath syntax and this syntax diverge slightly – in XML/XPath, simple properties (e.g. attributes) would be
2354 addressed using the '@attr' syntax, but this causes a conflict with JSON representation which does not distinguish
2355 between elements and attributes in the same way. This scheme is normalized to treat all paths as simple
2356 hierarchical lists of property names which can be followed down through corresponding XML element/attribute
2357 names to match against values or through JSON properties in a similar fashion.

2358 ² In JSON, arrays are native objects that can be referenced by index. In XML, however, there is no native array and
2359 each element in a list will have its own element name (e.g., "reporterStep" or "item"). In XML, this construct

2360 should be interpreted to mean “select the Nth (or all, if ‘*’ is used) element in the set of children.” This interpretation
2361 has the side effect that the child element names (such as “reporterStep” property) would not appear in the path.

2362 ³ If a NumValue is between -1 and 1, a leading zero should be provided before the decimal point.

2363 ⁴ If a StrValue is surrounded by double-quotes, only single-quotes may be used inside the StrValue, and vice-
2364 versa.

2365 **Note:** When CADF Queries are placed in URIs/URLs, they must be URI-encoded according to [RFC3968](#), which includes
2366 replacing spaces with ‘+’ and percent-encoding special characters.

2367 The choice of which operator (including 'and' and 'or') is limited based on the type of the value and attribute. The
2368 following describes the allowable logical and relational operators:

```
'or', 'and'           : Boolean value/attribute, whole terms
'<', '<=', '=', '>=', '>', '!=' : Integer and date value/attribute
'=', '!='           : String value/attribute
```

2369 Consumers may include multiple filters within a single URI. Provider shall treat multiple filters as a series of ‘and’
2370 expressions where an entry of the collection shall only be included in the response message if it satisfies all of the
2371 filter expressions specified.

2372 When a “filter” is used, the collection's "count" attribute would contain the number of resources matching the
2373 filter expression.

2374 7.1.5 Semantics of path values in filters

2375 7.1.5.1 Property paths

2376 The use of a “PropertyPath” portion (value) in a query filter shall comply with the following syntactic and semantic
2377 rules:

2378 The path is constructed of property names indicating a containment hierarchy of related CADF entities and their
2379 included properties, and resolves to an actual value of the last property mentioned. Example:

```
/events/event?filter=target/geolocation/city='Denver'
```

2380 In the above filter expression, “target/geolocation” represents the “geolocation” property within the
2381 “target” property within any [CADF Event](#) record. Similarly, “city” is the name of a property of the Geolocation
2382 entity identified by the “geolocation” property.

2383 7.1.5.1.1 Additional Considerations

2384 In cases where the event record uses the “targetId” property (of type [cadf:identifier](#)) to reference a target
2385 defined elsewhere instead of “target” property, then the “PropertyPath” expression SHALL still use “target”
2386 and the query service SHALL automatically de-reference into the [cadf:resource](#) entity wherever it was stored
2387 (effectively replacing the “targetid” by the actual Resource definition). This automatic dereferencing SHALL
2388 occur whenever a property with a data type of [cadf:identifier](#) is encountered while evaluating such a filter.

2389 7.1.5.2 Arrays in a property path

2390 When the PropertyPath value includes property names of a [CADF Array](#) type, the array notation [] must be used to
2391 indicate either the index of a specific item in the array, or to indicate all possible items in the array (using the
2392 wildcard “*”). Example:


```
/events/event?filter=tags[*]='//GRC20.gov/cloud/security/pci-dss'
```

2393 In the above expression, any event record in the log that has “tag” property which has a value of
2394 “//GRC20.gov/cloud/security/pci-dss” will be selected and returned.

2395 When the “PropertyPath” value includes property names of array type, it usually resolves to several possible values
2396 for the last property mentioned in the path. Example:

```
/events/event?filter=reporterchain[*]/reporterTime='2012-08-24T23:00:00-02:00'
```

2397 In the above expression, “reporterchain” is a property for which the type is an array of [Reporterstep](#) objects.
2398 The “reporterTime” property is then a property defined on the Reporterstep type. More generally, the path is
2399 constructed as if each item inside an array node was also a potential node in the path hierarchy. A path node that is
2400 an item inside an array is always indicated using the [] notation.

2401 **Note:** In XML representation only, the property “reporterStep” is not used in the path above – it is just an item in the array
2402 which can be addressed by the index.

2403 When a path expression resolves to several possible values – e.g. as above if a single event has several
2404 Reporterstep objects in the “reporterchain” array, each with a different “reporterTime” value then the
2405 relational expression where this path is used will evaluate to “true” if at least one of the values satisfies the relational
2406 expression. In the above example, the filter will evaluate to “true” if at least one of the “reporterTime” values is
2407 equal to “2012-08-24T23:00:00-02:00”.

2408 7.1.5.3 Value paths

2409 In contrast with “property” paths that are equivalent to a property symbol in the query syntax, value paths are “path
2410 values” (i.e., “PathValue” in the EBNF above), that appear always between “” (double quotes) or ‘’ (single quotes),
2411 and are to be used as values for properties of type [cadf:path](#). These paths typically reflect values that appear in the
2412 CADF Resource Taxonomy. For example:

```
/events/event?filter=target/typeURI='service/oss/virtualization'
```

2413 In the above case, the value “target/typeURI” is a property path and “service/oss/virtualization”
2414 is a [CADF Resource Taxonomy](#) path. Any event that has a target [RESOURCE](#) categorized as a
2415 “service/oss/virtualization” taxonomy node SHALL be selected.

2416 When the path value is ending with “*” (asterisk), then the path value represents a pattern where the wildcard “*”
2417 character may be substituted with any sub-path that is valid after the first part of the path. Example:

```
/events/event?filter=target/typeURI='service/oss/*'
```

2418 In the above case, any event shall be selected that has its [TARGET](#) resource categorized as a “service/oss”
2419 taxonomy node or any node under the “service/oss” taxonomy path.

2420 When the path value contains “//” then the path value represents a pattern where the characters “//” can be
2421 replaced with any sub-path that is valid for the context. Example:

```
/events/event?filter=target/typeURI='taxonomy/resource//database'
```

2422 In the above case, any event shall be selected that has its target Resource categorized as an “database”
2423 taxonomy node regardless of which taxonomy sub-tree under “taxonomy/resource” (i.e. the alias for the
2424 CADF Resource Taxonomy) the “database” node belongs to (since the path segment value “database” may
2425 appear at several places in the CADF Resource Taxonomy).

2426 7.1.6 Limiting query results using Pagination

2427 Sometimes a provider (or server), which has large amounts of audit data needs to limit the size of returned event
2428 data to a consumer. This can be accomplished via the techniques described in this clause.

2429 7.1.6.1 Pagination query parameters

2430 When retrieving event records as a collection using the CADF Query Interface, consumers may include query
2431 parameters to constrain the number of entities of the collection that are returned. While the previous clause
2432 discussed how to perform a filtering on the data within the collection, this clause uses ordinal position within the
2433 collection to limit the size of the result set.

2434 This specification defines two query parameters that, when used, shall indicate the first and last ordinal positions of
2435 the entities within the collection that are returned. The query parameters shall be of the form:

```
?limit=number
?offset=number
```

2436 7.1.6.1.1 Additional Considerations

2437 Where "limit" attribute's value indicates the (1-based positive integer) maximum number of entries in the
2438 collection to return and "offset" attribute's value indicates the (1-based positive integer) ordinal position of the
2439 number of entries in the collection to skip. Consumers are not required to use both at the same time. When
2440 "limit" is specified but "offset" is not, then the implied value for "offset" SHALL be the ordinal position of
2441 the first entity in the collection. Conversely, when "offset" is specified but "limit" is not, the value of "limit"
2442 is defined by the implementation.

2443 **Note:** the CADF Query Provider's endpoint (server) is not required to honor the client specified "limit" value; however, it
2444 SHOULD attempt to limit the number of entries returned to within the requested input parameter or a number less than that
2445 requested.

2446 If any part of the range as expressed by "offset" and "limit" is outside of the bounds of the collection then just
2447 the resources (if any) in the collection that are contained within that range shall be returned. A fault SHALL NOT be
2448 generated if any part, or all, of the expressed range is outside the bounds of the collection.

2449 When either "limit" or "offset" are specified, and a filter expression (as defined above) is also specified, then
2450 the filter expression SHALL be performed first and then the ordinal constraints of "limit" and "offset" shall be
2451 applied.

2452 7.1.6.1.2 Paginated results

2453 The [CADF Resultset](#) schema is specified to return query results and is designed to support pagination. Partial result
2454 sets returned by a query that includes offset or limit as above must necessarily indicate the portion of the total result
2455 set that is included. These properties include:

Property	Description
count	Lists the total number of CADF Event Records included in a resultset.
nextPage	Provides a pointer to the next page in the result set's sequence.
prevPage	Provides a pointer to the previous page in the result set's sequence.
firstPage	This property will provide a pointer to the first page in the sequence.
lastPage	This property will provide a pointer to the last page in the sequence.

2456 An example of pagination in use can be found in [Annex E](#).

2457 **7.1.6.2 Specifying level of detail for results**

2458 The CADF Query Interface supports a “detailLevel” parameter that may be included in CADF Query Interface
 2459 implementations to limit the set of properties returned for each event that appears in a result.

Parameter Name	Description
detailLevel	<p>This parameter MAY be used on implementations of the CADF Query Interfaces to will limit the properties returned for each event that appears in the result set from a successful invocation of (or call to) the interface.</p> <p>Note: If this parameter is not present on an invocation, the CADF Query Provider MAY default this property’s value to one (‘1’).</p>

2460 **7.1.6.2.1 Allowed entity and data type property values by level of detail**

2461 The following table describes the valid values for the “detailLevel” parameter along with the [CADF Event](#) data
 2462 type [properties](#) that SHALL be returned when that value is requested on a CADF Query Interface:

2463 **Table 39 – CADF Event data type properties to return based upon “detailLevel” and “eventType”**

“detailLevel” value	Value of the CADF Event’s “eventType” property	CADF Event data type properties to include on results:
1	activity, control, or monitor	<ul style="list-style-type: none"> • typeURI • id • eventType • eventTime • action • outcome • initiator, or initiatorId • target, or targetId • observer, or observerId • severity
1	monitor	<ul style="list-style-type: none"> • measurements
1	control	<ul style="list-style-type: none"> • reason
2	activity, control, or monitor	<ul style="list-style-type: none"> • <i>All properties of a detailLevel value ‘1’ query</i> • reporterchain • tags
3	activity, control, or monitor	<ul style="list-style-type: none"> • <i>All properties of a detailLevel value ‘2’ query</i> • measurements • reason • duration • attachments • any extended properties (by profiles of this specification)

2464 Some of the top-level properties returned on CADF queries are also complex types of their own. In these cases, the
 2465 following properties of these types SHALL be included (when available) for the following `detailLevel` values:

2466 **Table 40 - Properties to return based upon CADF Type and “detailLevel”**

CADF Data Type	“detailLevel” value	Properties to include on results:
cadf:geolocation	1	<ul style="list-style-type: none"> id
	2	<ul style="list-style-type: none"> All properties of a <i>detailLevel</i> value ‘1’ query latitude longitude elevation accuracy city state regionICANN any extended properties (by profiles of this specification)
	3	<ul style="list-style-type: none"> All properties of a <i>detailLevel</i> value ‘2’ query annotations any extended properties (by profiles of this specification)
cadf:reporterstep	1	<ul style="list-style-type: none"> None (no level 1 properties)
	2	<ul style="list-style-type: none"> role reporter, or reporterId reporterTime (when distinct from eventTime of the Event type)
	3	<ul style="list-style-type: none"> All properties of a <i>detailLevel</i> value ‘2’ query attachments any extended properties (by profiles of this specification)
cadf:resource	1	<ul style="list-style-type: none"> id typeURI host
	2	<ul style="list-style-type: none"> All properties of a <i>detailLevel</i> value ‘1’ query name domain credential addresses geolocation, or geolocationId
	3	<ul style="list-style-type: none"> All properties of a <i>detailLevel</i> value ‘2’ query attachments

		<ul style="list-style-type: none"> any extended properties (by profiles of this specification)
--	--	---

2467 7.1.6.2.2 Detail-restricted results

2468 In order to indicate the level of detail provided to the consumer in response to a query, the [CADF Resultset](#) schema
2469 includes a 'detailLevel' property.

2470

Parameter	Description
detailLevel	This property includes the levels of detail (value) used by the provider when compiling CADF Event Record data included in the CADF Resultset.

2471 Profiles that define a new type of result set should extend from CADF Log or define an equivalent mechanism.

2472 An example of detailLevel usage can be found in [Annex E](#).

2473 7.1.6.3 Additional "detailLevel" parameter requirements

2474 • CADF Event Records MAY contain properties that are optional. CADF Query Providers SHOULD return all
2475 optional properties that it is able to return when requested by the consumer. However, they SHALL NOT add
2476 properties to the results that do not have values (i.e. properties with empty or non-existent values SHALL NOT
2477 be returned)

2478 ○ For example, if a [cadf:geolocation](#) does not have a valid value for its optional "elevation"
2479 property, the geolocation returned SHALL NOT contain the property "elevation" in the result (i.e.
2480 the result would not contain `elevation=""` or `elevation=NULL`, etc.).

2481 7.1.7 Case sensitivity

2482 In any large-scale, distributed system that federates data from multiple providers, case sensitivity becomes a
2483 concern. Some systems are natively case-sensitive and others are not.

2484 This raises questions when querying a federated data store that contains some data where case is important, and
2485 some data where it is not, rather complex.

2486 Queries can either default to being case-sensitive or not:

- 2487 • Case-sensitive queries may "miss" matches against resources that should be matched, if the source systems
2488 are case-insensitive but retain case in their event records (or they modify the case of the event data).
- 2489 • Case-insensitive queries may have extra matches against resources that should not have been matched, e.g.
2490 that are resources distinct from the original query target.

2491 By default, the CADF query is case insensitive and is implicit in all the other examples. An optional boolean
2492 parameter named "casesensitive" MAY used to explicitly set the desired case sensitivity of a given search. If
2493 the value "true" is set for this parameter, then providers SHOULD treat the search as "case-sensitive"; otherwise, if
2494 "false" is set then the provider SHOULD treat the search as "case-insensitive" (the default).

2495 An example, of a case-sensitive query syntax for any events that contains the value "Florida" in the state
2496 property of any contained [CADF Geolocation](#) would appear as follows:

```
/events/event?filter=geolocation[*]/state='Florida' &casesensitive='true'
```

2497 The CADF query API defaults to case-insensitive queries to ensure that as much data is returned as possible,
2498 which the user can then refine, or they can re-issue the query with the "casesensitive" parameter set to value
2499 'true' to force case matching. This approach is intended to ensure that data consumers can find what they're
2500 looking for even if the source system does something unexpected, although further tuning may be necessary once
2501 the data set is retrieved.

2502 **7.1.7.1 Event generation recommendations**

2503 CADF recommends the following best practices for all systems that generate events:

- 2504
- If the source system ([OBSERVER](#)) is case-sensitive, then case should be retained for all events generated by the source system.
 - 2505
 - If the source system is case-insensitive, then the source system should consistently normalize case for all generated events, regardless of what the actual input was.
 - 2506
 - Downstream reporters should not modify the case of the data they receive and pass along.
 - 2508

2509 Whether strings are uppercased or lowercased, camelcased, or some other variant may vary depending on
 2510 consumer expectations - in Windows, for example, users may expect usernames to be lowercased but domain
 2511 names to be uppercased by default. The purpose is not to make sure everything looks the same (e.g. everything
 2512 lowercase), but to provide predictability and readability.

2513 **7.1.8 Examples using the CADF Query Syntax**

2514 The following examples show how the CADF Query syntax can be expressed as a filter string on a RESTful
 2515 interface. Please note that specific format examples are included in 10ANNEX E.

2516 **7.1.8.1 Resource create query**

2517 This example shows how to construct a simple query.

2518 When a provider is presented the following filter string, they SHOULD all CADF event records that have their
 2519 “action” attribute value set to ‘create’ from the [CADF Action Taxonomy](#):

```
/events/event?filter=action='create'
```

2520 **7.1.8.2 Resource creation failure query**

2521 This example shows how to construct a basic compound query.

2522 When a provider is presented the following filter string, they SHOULD return all CADF event records that have their
 2523 “action” property value set to ‘create’ from the [CADF Action Taxonomy](#) and also have their “outcome”
 2524 property value set to ‘failure’ from the [CADF Outcome Taxonomy](#):

```
/events/event?filter=((action='create') and (outcome='failure'))
```

2525 **Note:** Any compound query is allowed as long as it conforms to the query syntax subset.

2526 **7.1.8.3 Reporter time query**

2527 To search for an event by its “reporterTime” attribute the following query returns the last event.

```
/events/event?filter=reporterchain[*]/reporterTime>='2012-08-24T23:00:00-02:00'
```

2528 The expression “reporterchain/reporterTime” is a property path that resolves to possibly several “reporterTime”
 2529 items within a single event record, as there are several “[cadf:reporterstep](#)” type items in an event record’s
 2530 “reporterchain” property. The above expression will select any event that has at least one “reporterstep”
 2531 with a date/time value later or equal to the value: ‘2012-08-24T23:00:00-02:00’.

2532 7.1.8.4 Time window query

2533 To search for events that occurred on or after the date '2012-07-22', the following query would return the last two
2534 events:

```
/events/event?filter=eventTime>='2012-07-22T00:00:00-02:00'
```

2535 Complex time queries can be used to search for events within a specific time period. The follow query searches for
2536 events that occurred between the dates '2012-07-22' and '2012-07-23' (inclusive):

```
/events/event?filter=((eventTime>='2012-07-22T00:00:00-02:00')and(eventTime<='2012-07-23T00:00:00-02:00'))
```

2537 7.1.8.5 Taxonomy value query

2538 To search for all events with a target resource of type equal to the [CADF Resource Taxonomy](#) value of
2539 "resource/service/oss/virtualization", the following query would be used:

```
/events/event?filter=target/typeURI='service/oss/virtualization'
```

2540 To search for all events with a target resource of type equal or under the taxonomy value of
2541 "resource/service/oss", the wildcard "*" will indicate a path ending of any length, possibly nil:

```
/events/event?filter=target/typeURI='service/oss/*'
```

2542 To search for all events with a target resource of type ending with "security/profile" yet under
2543 "resource", the contraction "/" indicates a sub-path of any length possibly empty:

```
/events/event?filter=target/typeURI='taxonomy/resource//security/profile'
```

2544 To search for all events with a target resource of type ending with "database" or any type under "database":
2545

```
/events/event?filter=target/typeURI='taxonomy/resource//database/*'
```

2546 7.1.8.6 Example query using the "detailLevel" parameter

2547 The "detailLevel" parameter is used to limit the size and granularity of returned events matching a specific
2548 query. A "detailLevel" parameter value of "1", all the attributes of the matched events are included, however
2549 contained tags, such as "querystep" are not returned.

2550 For example, the following query searches for all events with "action" property values equal to 'create' and
2551 specifies that all included tags such as the "reporterchain" property must be included.

```
/events/event?filter=action='create'&detailLevel=2
```

2552 A similar query can be executed to include all attachments by adjusting the "detailLevel" parameter value
2553 accordingly.

```
/events/event?filter=action='create'&detailLevel=3
```

2554 **7.1.8.7 Result type**

2555 The default format, unless otherwise specified, of a query result type is a “resultset”. This is implicit in all the
 2556 previous examples. For example, the ‘create’ search example MAY be more explicit by specifying the
 2557 “resultset” result type as follows:

```
/events/event?filter=action='create' &resulttype=resultset
```

2558 Vendors are free to specify additional result types as they see fit. If additional results types are specified they must
 2559 be explicitly referenced directly in the query via the “resulttype” parameter.

2560 Future versions of this document may specify additional result types.

2561 **8 CADF entity signing**

2562 This version of the CADF specification does not address entity signing, specifically the signing of the [CADF Event](#),
 2563 [Log](#) and [Report](#) entities. This topic may be developed in subsequent versions. It should be noted that the CADF
 2564 Event, Log and Report entities were designed in a way to support (sequential) signing using the [REPORTERCHAIN](#)
 2565 event component.

2566 **9 CADF profiles**

2567 Domain-specific profiles of this specification are encouraged (preferably by directly working with the DMTF CADF
 2568 Working Group).

2569 This version of the CADF specification does not provide specific guidance on how to create a profile. This topic may
 2570 be developed in subsequent versions. However, the CADF WG has already identified requirements that SHALL be
 2571 followed when creating profiles of this specification which are listed below.

2572 **9.1 Requirements**

2573 The following requirements SHALL be followed when creating profiles of this specification:

- 2574 • Profiles SHOULD seek to extend the data schema from this specification whenever possible.
- 2575 • Profiles SHALL follow all guidelines and requirements when extending CADF Entities, data types and their
 2576 properties as defined or listed in this specification.
- 2577 • Profiles MAY define additional namespaces or domain identifiers.
 - 2578 ○ Profiles that define additional domain identifiers or namespaces SHALL follow the requirements described
 2579 in this specification.
- 2580 • Profiles MAY define additional entities, data types and properties when extension of existing CADF Entities,
 2581 data types and properties is not possible.
 - 2582 ○ Profiles that define additional data schema elements SHALL ensure they adhere to and are compatible
 2583 with the approved [Extensibility mechanisms](#) described in this specification.
- 2584 • Format profiles MAY be developed to describe data representation and exchange formats other than XML or
 2585 JSON. Note, that this approach may be desirable to reduce the size of audit data within deployments when
 2586 not being federated.
 - 2587 ○ If a format profile is intended to be “federateable”, then it SHOULD be designed to allow for lossless
 2588 exchange of data when translating to other federateable formats.
- 2589 • XML-based format profiles that extend this specification’s XML data schema SHALL be validatable against
 2590 this specification’s XML data schema definition.

2591

10 Future considerations

2592

The CADF working group will potentially consider the following items in future versions of this specification:

2593

- Support for **summarization** of sets of like events into a single CADF Event Record.

2594

- Support for **aggregation** of sets of like events into a single CADF Event Record.

2595

- Support for **secure signing** of [CADF Events](#), [Logs](#) and [Reports](#).

2596

- Additional annexes that discuss mapping of event records from other domains to the CADF standard.

2597

- Support for indicating precision (granularity) of a CADF Timestamp.

2598

- Provide guidance on use of metric standards for use in the CADF Metric data type (and subsequent reference within a CADF Measurement type).

2599

2600
2601

ANNEX A

CADF Event Model component classification

2602 This [CADF Event Record](#) is designed to support a means to classify the primary components the [CADF Event](#)
2603 [Model](#) using the extensible taxonomies defined in this annex.

2604 These values are intended to be used by the query interfaces defined in this specification to construct meaningful
2605 views for CADF Event Record consumers from the complete set of provider audit data available in the form of logs
2606 and reports.

2607 This clause describes the action taxonomy that is used to classify the type of activity that is described in an event
2608 record.

2609 **A.1 General use of the reserved classification value "unknown"**

2610 It is acknowledged that resources that generate auditable event records will attempt to record or log an actual event
2611 even in the case where not all information is available due to perhaps some error or abnormal circumstance. In
2612 these cases, the reserved classification value of "unknown" is defined within each CADF Taxonomy.

2613 **A.1.1 Requirements**

2614 In terms of the [CADF Event Model](#):

- 2615 • In the case when an [OBSERVER](#) (or downstream [REPORTER](#)) of an actual event is unable to identify and
2616 classify a [RESOURCE](#), [ACTION](#) or [OUTCOME](#) (using any other valid value) at the time it generates or
2617 modifies the [CADF Event Record](#), the reserved classification value of "unknown" MAY be used.

2618 **A.2 CADF Resource Taxonomy**

2619 This clause describes the CADF logical resource taxonomy used as a basis to classify types of resources that may
2620 be significant when auditing cloud provider infrastructures. These represent values that are to be used in the
2621 "typeURI" property for the [CADF Resource data type](#).

2622 **A.2.1 Model description**

2623 This taxonomy is intended to provide a logical naming model for resources that will be encountered when auditing
2624 cloud deployments. It is not intended to be an object type inheritance model. It is designed to provide the basis for a
2625 domain extensible, path-based mechanism to name resources that appear in audit events which enables normative
2626 classification and query of events data by resource.

2627 The logical CADF Resource Taxonomy's hierarchical design and node names have been derived from research into
2628 traditional compliance frameworks and evolving cloud architecture and platform management standards.

2629 Resource names are also chosen to be meaningful to IT auditors seeking to create human-readable queries on
2630 resources of "like" items as typically seen in audit frameworks. Where similar names were found, for essentially the
2631 same type of resource (or data object) by definition, the CADF agreed to resolve to a single name that could be
2632 normalized to.

2633 **A.2.2 Notes on mapping to the resource taxonomy**

2634 In some cases when classifying resources on CADF Event Records:

- 2635 • A given resource might be mappable to more than one CADF Resource Taxonomy node.

- 2636 • A provider’s infrastructure architecture and implementation may affect how events are mapped and cause
2637 similar events to be mapped differently across providers.
- 2638 • A provider’s choices on taxonomic assignment may not map exactly to a consumer’s use of those resources.
- 2639 • An OBSERVER may have difficulty classifying one or more resources when creating the event record. In these
2640 cases, the CADF Resource Taxonomy value of “unknown” may be used as a last resort.

2641 Despite such ambiguities, classification of resources is critical to support cross-domain analysis in the vast majority
2642 of cases. When querying for CADF events, providers and consumers may need to take this into consideration, and
2643 ensure that the query is sufficiently broad to cover alternate choices. CADF seeks to engage with other standards
2644 organizations that provide compliance frameworks and standards to develop profiles that will provide more discrete
2645 guidance about how to classify provider resources.

2646 **A.2.3 Taxonomy URI**

2647 The following URI value is used to identify the CADF Logical Resource Taxonomy:

Taxonomy	Taxonomy URI
resource	http://schemas.dmtf.org/cloud/audit/1.0/taxonomy/resource/

2648 **A.2.4 Requirements**

2649 The following are requirements on the use of the CADF Resource Taxonomy:

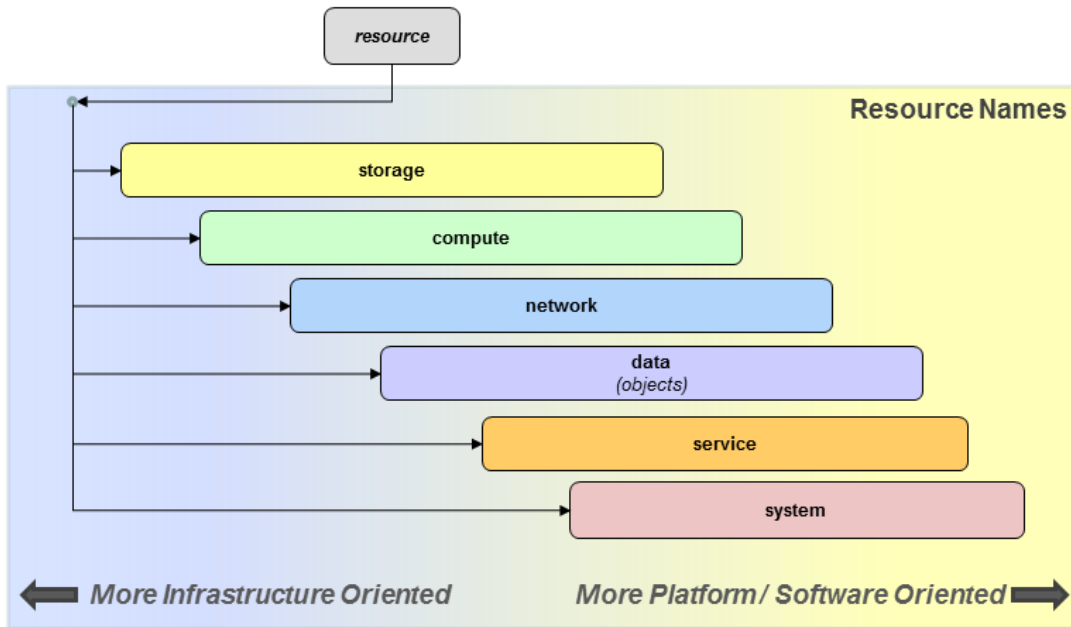
- 2650 • [CADF Resource](#) typed data SHALL be classified using the CADF Resource Taxonomy, specifically as a value
2651 of its "typeURI" property.
 - 2652 ○ Absolute path representation for CADF Resource Taxonomy values MAY be used anytime a value
2653 from this taxonomy is required.
 - 2654 ○ Relative path representation for CADF Resource Taxonomy values SHOULD be used for the
2655 "typeURI" property value of the CADF Resource type since the base URI for the CADF Resource
2656 Taxonomy MAY be assumed for that property by context.
- 2657 • The values of “NULL”, an empty string or zero-length string are not valid values and SHALL NOT be used.
2658 Please
 - 2659 ○ Please see the description of the CADF Resource Taxonomy value of “unknown” in the tables below
2660 for a description as to when it may be used.

2661 **A.2.5 Hierarchical resource classification tree**

2662 The CADF Resource Taxonomy describes resources that are commonly used in cloud and enterprise
2663 infrastructures. This list was developed based on surveys of existing cloud architectures, deployments, and
2664 implementations. The Resource Taxonomy, however, is fully intended to be extensible by profiles that may define
2665 additional resource nodes as child nodes to the ones specified below. When doing so, however, vendors and cloud
2666 providers should be aware that this places an additional burden on the consumer to correctly comprehend the new
2667 node type. Therefore, vendors and providers of CADF audit data should be careful to provide classification values
2668 that extend the existing tree from the most granular node that closely matches the functions of any newly-defined
2669 resource types. This approach will provide consumers with a baseline understanding of the function of the new
2670 resource type.

2671 In all resource node diagrams that follow, any node that is outlined in a dashed style is meant to show a possible
2672 (example) extension to an already-specified CADF Resource Taxonomy node. CADF-specified nodes are shown in
2673 a solid outline style.

2674 The following diagram shows the top-level taxonomies that are children of the CADF Resource Taxonomy as
 2675 nodes. These top-level resource taxonomies include storage, compute, network, service, and data.



2676

2677 The above diagram attempts to convey that resources that may be named under these top-level nodes can
 2678 represent resources some providers may consider more "infrastructure oriented" and offer as via an IaaS service
 2679 model, whereas other providers may consider more "platform oriented" and offer them via PaaS or SaaS service
 2680 models.

2681 **A.2.6 Logical resource classification tree**

2682 The resource taxonomy is designed to be a hierarchical tree with a fixed set of top-level nodes that are designed to
 2683 be sufficient to classify any infrastructure or platform oriented resource that could be audited from a cloud
 2684 deployment.

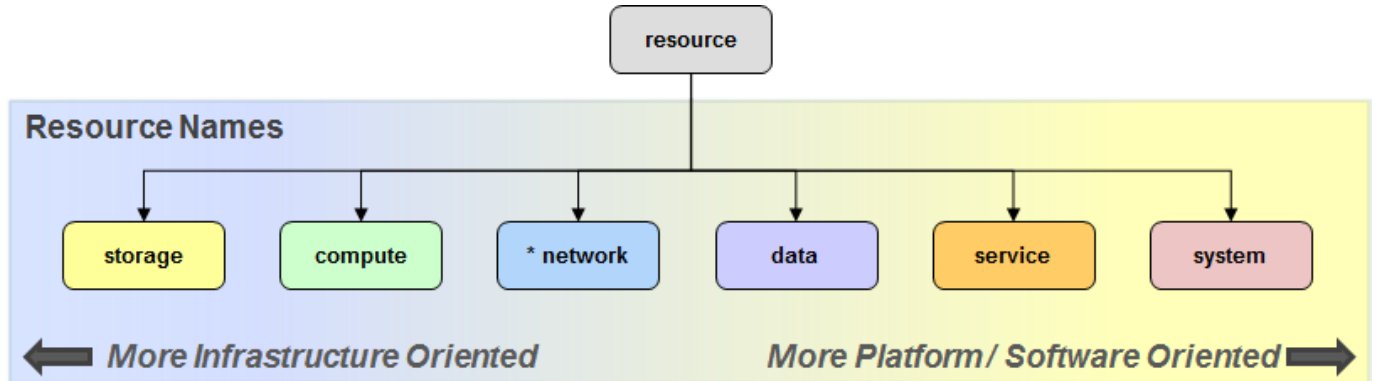
2685 The names and descriptions for the top-level resource classifications for the "resource" taxonomy are described in
 2686 Table A-1:

2687 **Table A-1 – Resource taxonomy’s top-level resource classification names**

Name	Description
storage	Logical resources that represent storage containers
compute	Logical resources that are used to perform logical operations or calculations on data
network	Logical resources that interconnect computer systems, terminals, and other equipment allowing information to be exchanged.
data	Logical named sets of information (objectified data) that are referenced and managed by services.
service	Logical set of operations, packaged into a single entity, that provides access to and management of cloud resources (for a given domain).
system	Logical resources that are a combination of several other [cloud] resources that operate as a functional whole, this combination being manageable (created, operated, audited, etc.) as a unit i.e. offering some operations that could activate lower-level operations over each of the sub-resources.

Name	Description
unknown	<p>Indicates that the OBSERVER of the event is not, to the best of its ability, able to classify a resource that contributed to the actual event it is reporting on using any other valid resource taxonomy value.</p> <p>For example, an OBSERVER may report an event where it is able to classify the TARGET resource, but is not able to classify the resource that was the INITIATOR of the event's action.</p> <p>Note: This value SHOULD only be used as a last resort, and when using another classification value from the CADF Resource Taxonomy is not possible.</p>

2688 The following diagram shows these same top-level resource classifications as child nodes under the "resource"
 2689 node of the CADF Resource Taxonomy's classification tree:



2690
 2691

Figure 12 – Top-level CADF Resource Taxonomy Hierarchy

2692 **A.2.7 Storage subtree classifications**

2693 The names and descriptions for resource classifications that are children of the "storage" subtree are described in
 2694 Table A–2:

2695 **Table A–2 – Resource classification names for the storage classification subtree**

Name	Description
node	Logical resource that contains the necessary processing components to store data.
volume	Logical unit of persistent data storage that is may or may not be physically removable from the computer or storage system.
memory	Logical unit of data storage that is used for dynamically processing data.
container	Logical unit of storage where data objects are deposited and organized for persistent storage.
directory	Logical storage used to organize records about resources (e.g., files, subscribers, etc.) along with their locations and other metadata. Typically, these records are organized in a hierarchical structure.
database	Logical storage used to organize data to a model (schema) that reflects relevant aspects of a specific real-world application.
queue	Logical storage of a list of data waiting to be processed.

2696 The following diagram shows these same storage-oriented resource classifications as child nodes under the
 2697 "storage" subtree:

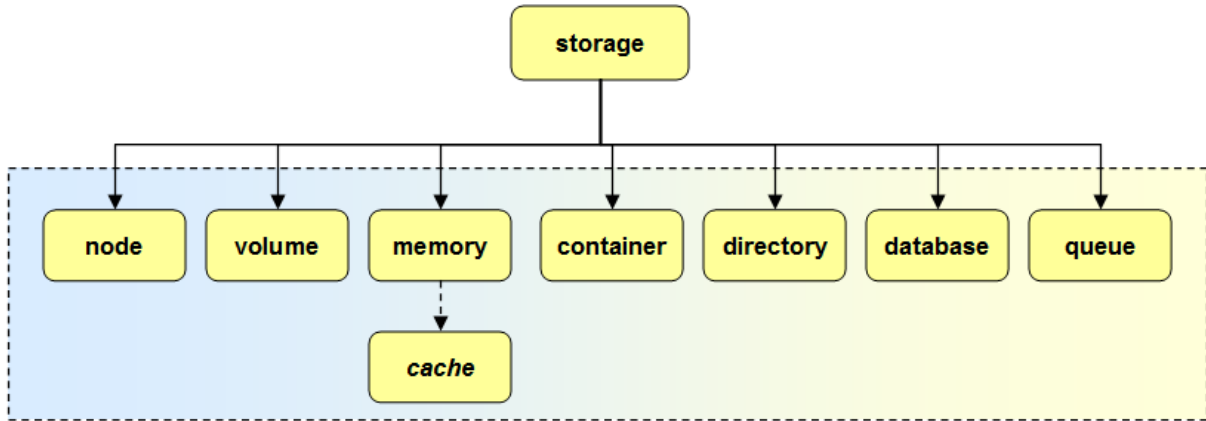


Figure 13 – CADF Resource Taxonomy - Storage subtree

2698

A.2.8 Compute subtree classifications

2699

The names and descriptions for resource classifications that are children of the "compute" subtree are described in Table A-3:

2700

2701

2702

Table A-3 – Resource classification names for the compute classification subtree

Name	Description
node	Logical resource that contains the necessary processing components to execute a workload.
cpu	Logical resource that represents a unit processing power that can consume a workload.
machine	Logical resource that encapsulates both CPU and Memory.
process	An instance of a granular workload, such as an application or service that is being executed.
thread	A separable function of a running process that shares its virtual address space and system resources.

2703

The following diagram shows these same compute-oriented resource classifications as child nodes under the "compute" subtree:

2704

2705

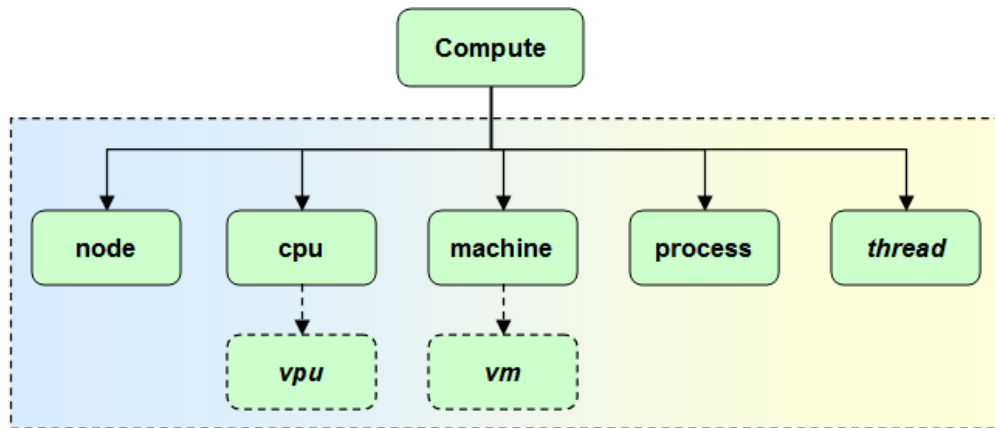


Figure 14 – CADF Resource Taxonomy - Compute subtree

2706

2707

2708 **A.2.9 Network subtree classifications**

2709 The names and descriptions for resource classifications that are children of the "network" subtree are described in
 2710 Table A-4:

2711 **Table A-4 – Resource classification names for the network classification subtree**

Name	Description
node	A logical resource that can be networked and provide services on data from network connections. A node may export zero or more endpoints (zero implies it is has not been provisioned).
host	A network node that can perform operations or calculations on data. <i>Note: Network "nodes" should not attempt to describe details of compute or storage functions; specific compute and storage nodes exist that better suit this purpose).</i>
connection	A single network interaction involving two or more endpoints (sources and destinations).
domain	Represents a logical grouping of networked resources
cluster	Represents a logical combination of tightly coupled, network resources.

2712 *Note: In this model, an endpoint is defined as data type that contains the address or location information for a network node or
 2713 service on a network (without details of the underlying service, interfaces or protocols).*

2714 The following diagram shows these same network-oriented resource classifications as child nodes under the
 2715 "network" subtree:

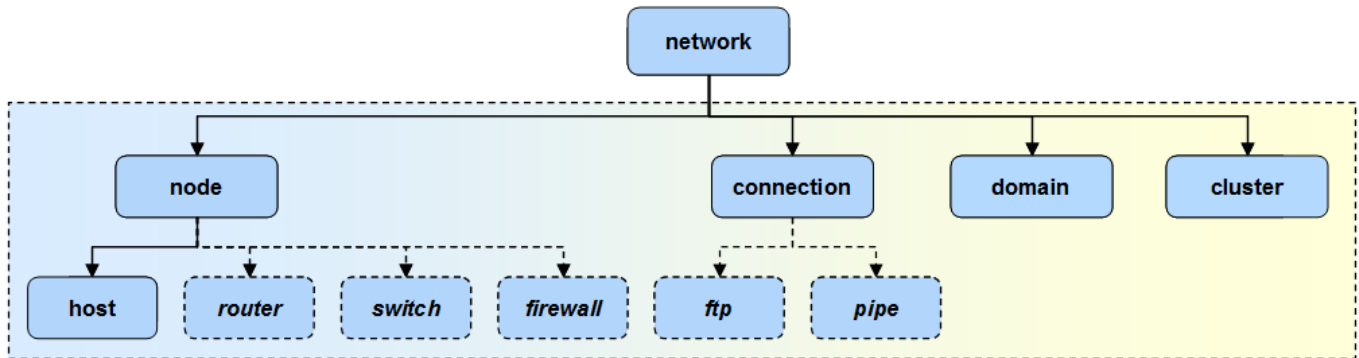


Figure 15 – CADF Resource Taxonomy - Network subtree

2716 **A.2.10 Service subtree classifications**

2717 The names and descriptions for resource classifications that are children of the "service" subtree are described in
 2718 Table A-5:

2719 **Table A-5 – Resource classification names for the service classification subtree**

Name	Descriptive Name	Description
oss	Operational Support Services (OSS)	The logical classification grouping for services that are identified to support operations including communication, control, analysis, etc.
bss	Business Support Services (BSS)	The logical classification grouping for services that are identified to support business activities.
security	Security Services (or Sec-as-a-Service)	The logical classification grouping for security services including Identity Mgmt., Policy Mgmt., Authentication, Authorization, Access Mgmt., etc. (a.k.a. "Security-as-a-Service")

Name	Descriptive Name	Description
composition	Composition Services	The logical classification grouping for services that supports the compositing of independent services into a new service offering
database	Database Services (or DB-as-a-Service)	Database services that permits substitutability to various provider implementations.

2720 The following diagram shows these same network-oriented resource classifications as child nodes under the
 2721 "service" subtree:

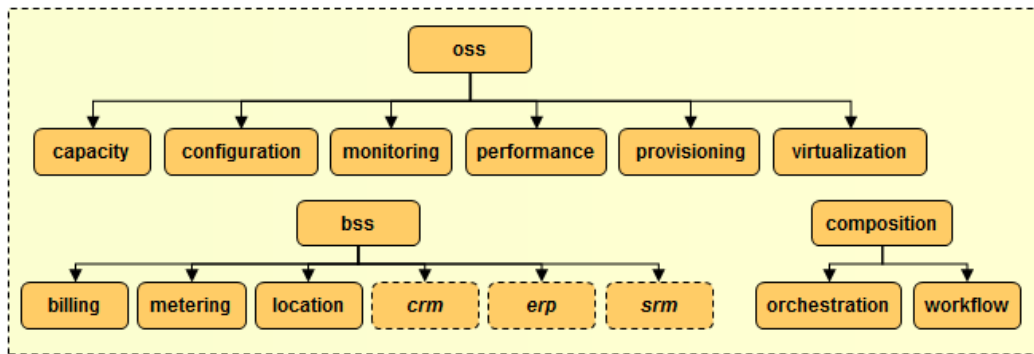


Figure 16 – CADF Resource Taxonomy - Service subtree

2722

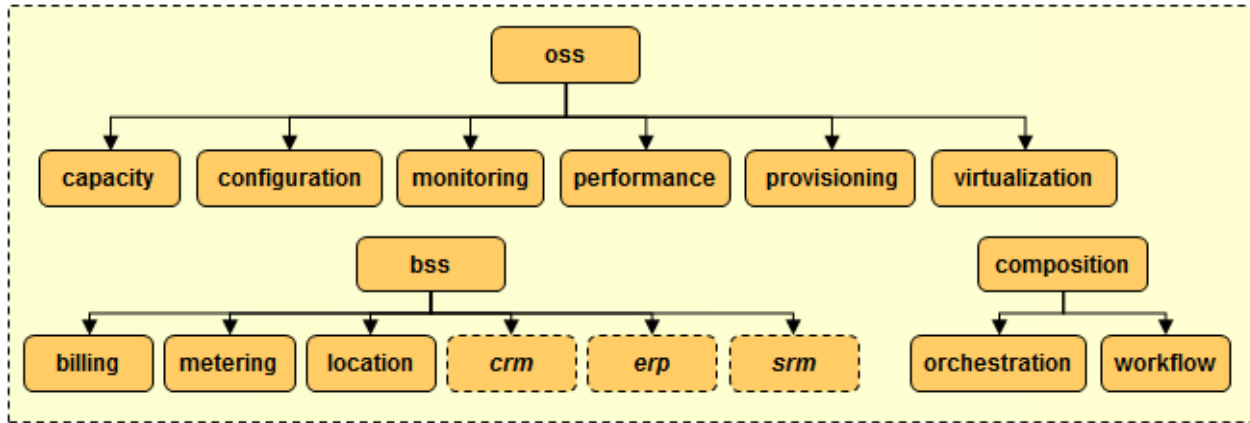
2723 The names and descriptions for resource classifications that are children of the "oss" and "bss" subtrees are
 2724 described in Table A-6:

2725 **Table A-6 – Resource classification names for the “oss” and “bss” classification subtrees**

Name	Description
capacity	Operational services that ensure that the resource capacity allocated to an application (including compute, storage and networking resources) matches its current utilization.
configuration	Operational services that manage and monitor configuration changes on applications to avoid incompatibilities that can result in reduced performance or compliance failures.
logging	Operational services that capture or record information and identifying data about actions that occur in a system. This includes data that could be or contribute to auditable event records,
monitoring	Operational services that monitor for ensure the availability of services and that they are provided in accordance with terms of Service License Agreements (SLAs).
virtualization	Operational services that manage virtualization of ‘compute’, ‘storage’ and ‘network’ infrastructure.
location	Business services to manage the location, physical or virtual, of cloud based resources as well as clients (e.g., mobile devices).
billing	Business services to manage different types of charges for cloud based resources relevant to a given customer.
metering	Business Services to manage the measurement of cloud based resources (e.g., utilization, transactions, performance, etc.), often to determine how to bill for service usage.
orchestration	Composition services that automate the management of complex applications, services, platforms and/or infrastructures to align them to fulfill business and service agreements and operational policies.
workflow	Composition services that sequence connected steps that support management of a document (e.g., transaction, order, service template, etc.) through a complex system of applications, services, platforms and/or infrastructures.
crm	<i>Customer Relationship Mgmt. (CRM) Services (example extension of the “bss” classification)</i>
erp	<i>Enterprise Risk Mgmt. (ERM) Services (example extension of the “bss” classification)</i>

Name	Description
<i>srm</i>	<i>Service Request Mgmt. (SRM) Services (example extension of the "bss" classification)</i>

2726 The following diagram shows the Composition, Operational (OSS) and Business (BSS) Support Services subtree:



2727
2728

Figure 17 – CADF Resource Taxonomy - BSS, OSS, Orchestration subtree

2729 **A.2.11 Data (objects) subtree classifications**

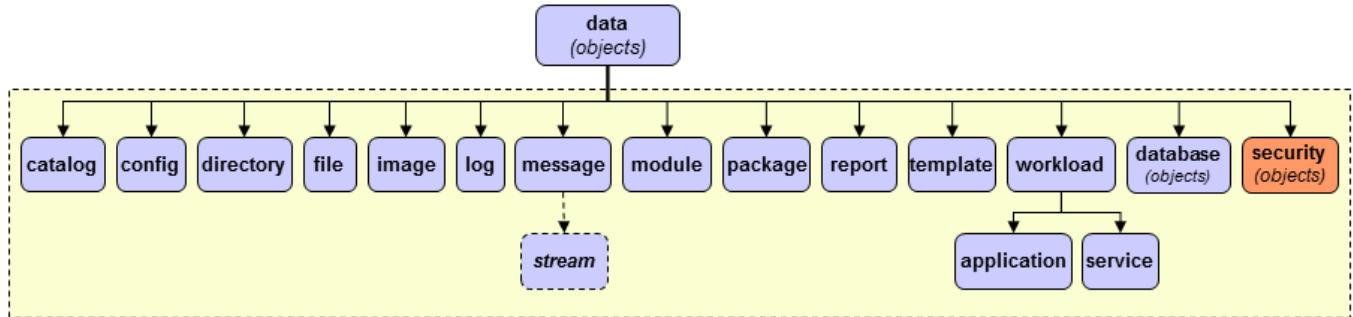
2730 The names and descriptions for resource classifications that are children of the "data" (objects) subtree are
2731 described in Table A-7:

2732 **Table A-7 – Resource classification names for the data (objects) classification subtree**

Name	Description
catalog	A data resource used to register resources along with information or metadata about them and perhaps provide links to them.
config	A data resource that contains information such as settings and parameters that could be used for configuring a resource (or parts of it).
directory	The parent classification for all directory related data objects.
file	A logical block of data for <u>storing</u> information, which is available to computer programs
image	A readily usable or processable set of data that can be easily transferred between processing domains.
log	A data resource used to record events from automated computer programs. Typically used to provide an audit trail that can be used to understand the activity of a system and to diagnose problems.
message	A block of information that is transmitted over a connection between networked endpoints
message/stream	A continuous message or series of messages between networked endpoints
module	A portion of a program typically aligned with a specific functional set.
package	A wrapped collection files and data, along with metadata, meaningful to the processing domain that will utilize it
report	A data resource that contains one or more event records that are compiled with other auditing information in response to some step within an auditing process.
template	A data resource that serves as a pattern, stencil or gauge for instantiating a new resource or set of resources. For example, a template that describes the topology and relationships of an application's services and its network to a cloud provider for deployment and management.
workload	A set of data that represents the amount of work that computational nodes can consume at a given time
workload/application	A workload that performs a <u>wide range</u> of operations, some may be exported as services

Name	Description
workload/service	A workload that perform a single or a few <u>specialized</u> operations. See Service subtree classifications when describing specific services in events apart from generic management as compute workloads.
database (objects)	The parent classification for all database related data objects. See the clause titled " Database (data object) subtree classifications ", which shows the full set of database-related classifications.
security (objects)	The parent classification for all security related data objects. See the clause titled " Security (data objects) subtree classifications ", which shows the full set of security-related classifications.

2733 The following diagram shows these same security-oriented resource classifications as child nodes under the "data" (objects) subtree:
2734



2735
2736

Figure 18 – CADF Resource Taxonomy - Data subtree

2737 **A.2.12 Security (data objects) subtree classifications**

2738 The following CADF Resource Taxonomy classification nodes represent commonly expressed security data objects.
2739 The CADF Resource Taxonomy attempts to represent such security related information so that it can be
2740 consistently associated as resource data on CADF Event Records where applicable.

2741 **Design considerations**

2742 Regardless of compliance domain, a major aspect of compliance for the auditor is to verify policies that govern
2743 access to resources can be proven. It is important that representation of security information be consistent across
2744 provider deployments for auditing purposes

2745 For example, in IT systems, users or services can attempt operations on cloud resources (as [INITIATORS](#) of
2746 [ACTIONS](#) on [TARGET](#) resources) by presenting their authorization credentials. The user or services credentials,
2747 along with other context specific information, may contribute to the evaluation of security policies (and rules) to
2748 determine if access should be granted.

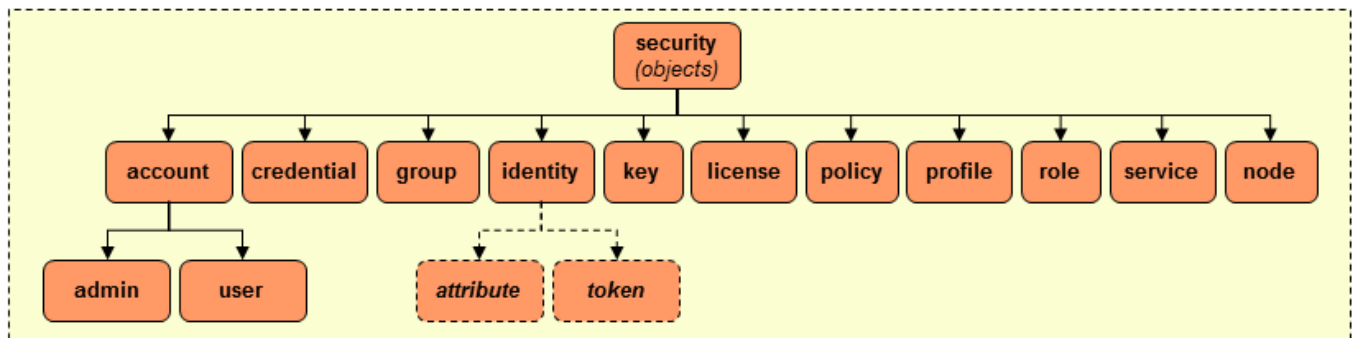
2749 The names and descriptions for resource classifications that are children of the "security" (objects) subtree are
2750 described in Table A-8:

2751 **Table A-8 – Resource classification names for the security (objects) classification subtree**

Name	Description
account	Represents a business agreement for providing regular services between a provider and consumer.
account/user	An account representing a person assigned access to use cloud resources or applications.
account/admin	An account representing a person assigned administrative access to resources.
credential	Represents security data that is transferred to establish a claimed identity. [SAML Gloss]
group	Represents named groups of users or roles can be assigned to that carries access rights or entitlements its members inherit.

Name	Description
identity	Represents the essence of an entity (e.g., a user or service) and may describe the entity's characteristics and properties.
key	A secret token used to protect data typically through signing or encryption. The key (or its public variant) can be provided to one or more parties that enable access to the protected data
license	Represents an authorization or permission to do something on, or with, somebody else's resources.
policy	Represents security data that contains rules and procedures that regulates resources within a system.
profile	Represents security data that defines extended rules, constraints or properties that apply to particular domains
role	Represents named jobs or functions users may be assigned. A role may carry access rights and entitlements that users inherit from being assigned to that role.
service	Represents a service acting with some (perceived) credential or authority to perform some action against another resource.
node	Represents a network node (e.g., router, server, etc.) acting with some (perceived) credential or authority to perform some action against another resource. This would be used if limited information is known to the event's observer (e.g., perhaps only an endpoint address is known).

2752 The following diagram shows these same security-oriented resource classifications as child nodes under the
 2753 "security" (objects) subtree:



2754

2755 **A.2.13 Database (data object) subtree classifications**

2756 **Figure 19 – CADF Resource Taxonomy - Security subtree**

are

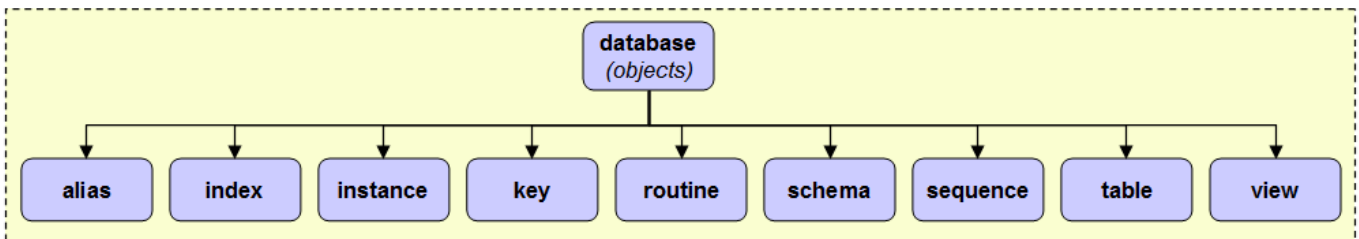
2757 described in Table A-9:

2758 **Table A-9 – Resource classification names for the database (objects) classification subtree**

Name	Description
alias	An alias is an alternative name for an object such as a table, a view or another alias. It can be used to reference an object wherever that object can be referenced directly.
catalog	A set of tables containing information about objects in the database such as its tables, views, indexes, packages, and constraints.
constraints	Restrictions or rules associated with tables used for enforcing access controls.
index	A set of pointers that are logically ordered by the values of one or more keys. They are typically used to improve performance and ensure key uniqueness.
instance	A logical representation of the structures, memory and storage used to realize a database, its objects and data.
key	A property used to identify data stored in a database table. Typically, each table has a primary key that uniquely identifies records.

Name	Description
routine	An executable database object that perform operations on other database objects.
schema	A collection of named objects that are grouped logically. A schema is also a name qualifier; it provides a way to use the same natural name for several objects, and to prevent ambiguous references to those objects.
sequence	A stored object that simply generates a sequence of numbers in a monotonically ascending (or descending) order. Sequences provide a way to have the database manager automatically generate unique keys and to coordinate keys across multiple rows and tables.
table	A logical structure made up of columns and rows. At the intersection of every column and row is a specific data item called a value. There is no inherent order of the rows within a table.
trigger	Describes a set of actions that are performed in response to an operation on a specified table.
view	An alternative way of looking at the data in one or more tables.

2759 The following diagram shows these same database-oriented resource classifications as child nodes under the
 2760 "database" (objects) subtree:



2761 **Figure 20 – CADF Resource Taxonomy - Database subtree**

2762 **A.2.14 Using the resource taxonomy**

2763 Any resource classification value MAY be represented as path segments that build upon the base Resource
 2764 Taxonomy URI. However, within the context of the CADF Event Record, specifically the "typeURI" property of the
 2765 [CADF Resource type](#), the CADF Resource Taxonomy URI is assumed to be the base URI. Therefore, use of a
 2766 relative URI can be viewed as equivalent to the absolute form and SHOULD be used when supplying classification
 2767 values for [CADF Resource types](#) properties for compactness.

2768 Table A–10 includes examples of valid CADF Resource Taxonomy values as expressed in their relative and
 2769 absolute URI forms:

2770 **Table A–10 – CADF Resource Taxonomy values expressed in relative and absolute URI forms**

Relative URI Form (Preferred)	Equivalent Fully Qualified URI Form
storage	http://schemas.dmtf.org/cloud/audit/1.0/taxonomy/resource/storage
compute	http://schemas.dmtf.org/cloud/audit/1.0/taxonomy/resource/compute
network	http://schemas.dmtf.org/cloud/audit/1.0/taxonomy/resource/network
data	http://schemas.dmtf.org/cloud/audit/1.0/taxonomy/resource/data
service	http://schemas.dmtf.org/cloud/audit/1.0/taxonomy/resource/service
storage/memory/cache	http://schemas.dmtf.org/cloud/audit/1.0/taxonomy/resource/storage/memory/cache
compute/machine	http://schemas.dmtf.org/cloud/audit/1.0/taxonomy/resource/compute/machine
network/connection/ftp	http://schemas.dmtf.org/cloud/audit/1.0/taxonomy/resource/network/connection/ftp
data/workload/app	http://schemas.dmtf.org/cloud/audit/1.0/taxonomy/resource/data/workload/app
service/database/table	http://schemas.dmtf.org/cloud/audit/1.0/taxonomy/resource/service/database/table

2771 A.3 CADF Action Taxonomy

2772 This clause describes the action taxonomy that is used to classify the type of activity that is described in an event
2773 record. These represent values that are to be used for the "action" property for the [CADF Event type](#).

2774 A.3.1 Model description

2775 The CADF Action Taxonomy is intended to normalize the set of all possible verbs that could be used to describe
2776 activity into a commonly recognized enumerated taxonomy. The goal is to provide a simple set of values that
2777 consumers can query to get exactly the events of interest, rather than having to guess what a particular
2778 implementation might have used. The CADF event should form a familiar subject-verb-object tuple, with the 'verb'
2779 part being drawn from the Action Taxonomy.

2780 The CADF enumerated actions are drawn from common usage and should be familiar to anyone, although it is
2781 recognized that in some cases CADF has preferred a more generic term rather than a term of art used in a
2782 particular context. For example, CADF has selected 'update' to represent updates/changes/modifications to any
2783 particular resource based on common usage in databases and simplified 'CRUD' terminology, rather than the word
2784 'modify', which is used in other scenarios but is a synonym.

2785 Not all actions can be taken against all targets – there is an explicit mapping between the type of resource that is
2786 the primary target of the event and the set of possible actions that can be. The corollary is that the type of action
2787 being described dictates the set of possible primary target resources, and in some cases the combination of action
2788 and primary target can further imply additional context that should be described.

2789 A.3.2 Notes on mapping to the action taxonomy

2790 In some cases when classifying an event's action for CADF Event Records:

- 2791 • A given action might be mappable to more than one CADF Action Taxonomy value.
- 2792 • A provider's infrastructure architecture and implementation may affect how events are mapped and cause
2793 similar events to be mapped differently across providers.
- 2794 • A provider's choices on taxonomic assignment may not map exactly to a consumer's use of those resources.

2795 Despite such ambiguities, classification of actions is critical to support cross-domain analysis in the vast majority of
2796 cases. When querying for CADF events, providers and consumers may need to take this into consideration, and
2797 ensure that the query is sufficiently broad to cover alternate choices. CADF seeks to engage with other standards
2798 organizations that provide compliance frameworks and standards to develop profiles that will provide more discrete
2799 guidance about how to classify provider resources.

2800 A.3.3 Taxonomy URI

2801 The following URI value is used to identify the CADF Action Taxonomy:

Taxonomy	Taxonomy URI
action	http://schemas.dmtf.org/cloud/audit/1.0/taxonomy/action/

2802 A.3.4 Requirements

2803 The following are requirements on the use of the CADF Action Taxonomy:

- 2804 • [CADF Event Records](#) SHOULD contain a valid [ACTION](#) value from the CADF Action Taxonomy or a valid
2805 extension or profile of it where the selected value logically corresponds to the [TARGET](#) resource type using the
2806 resource mapping tables below.
- 2807 • The action value "monitor", or a valid extension of this value, SHALL be used for all CADF Event Records
2808 classified as type [monitor](#).

- 2809 • If the CADF Event Record’s property “eventType” is set to type [control](#), then the same event’s “action”
 2810 property value SHALL be one of “allow”, “deny”, “evaluate”, “notify” from the CADF Action Taxonomy
 2811 (or a value that is a valid extension of one of these).

2812 **A.3.5 Hierarchical action classification**

2813 The CADF Action Taxonomy is designed to be a hierarchy (much like the [CADF Resource Taxonomy](#)) whose "root"
 2814 values defined in this specification can be extended to accommodate action values (or names) that are domain
 2815 specific. The taxonomy values are loosely tied to the base event types as defined by the [CADF Event model](#).

2816 In designing the taxonomy for [activity](#) type events, the CADF has acknowledged the widely accepted use of
 2817 "CRUD" operations (i.e., "create", "read", "update" and "delete") as typical action values used in cloud
 2818 management platforms and similar IT domains. These action values are supported for classifying actions taken on
 2819 any [TARGET](#) resource as classified by the CADF Resource Taxonomy. For this draft, the CADF has included other
 2820 values that also appear as "root" values of the CADF Action Taxonomy based upon a small, agreed upon set of use
 2821 cases; however, the CADF intends to evaluate a much wider set of use cases for future draft revisions and
 2822 anticipates that this taxonomy will expand to include more "root" values.

2823 Additionally, the [CADF Event Model](#) describes [monitor](#) type events in which the [TARGET](#) is the subject of a
 2824 monitoring action; therefore, a special action value "monitor" is specified for events so classified.

2825 The taxonomy values for [control](#) type events are similarly focused on the specific activities involved in policy
 2826 decisions, including “allow,” “deny,” “evaluate,” and “notify.” Generally these control type events would be
 2827 correlated with related action type events that describe the underlying activities that caused the policy to be applied.

2828 The following color key indicates how actions in the taxonomy (as displayed in the tables below) may pertain to
 2829 certain logical management and operational categories:

2830 **Table A–11 – CADF Action Taxonomy informal grouping color key**

Color	Informal Classification Grouping
Lt. blue	General resource management (i.e. CRUD operations)
Blue	Monitoring
Green	Workload and data management
Purple	Messaging actions
Orange	Security – Identity
Yellow	Security – Policy / Access Control

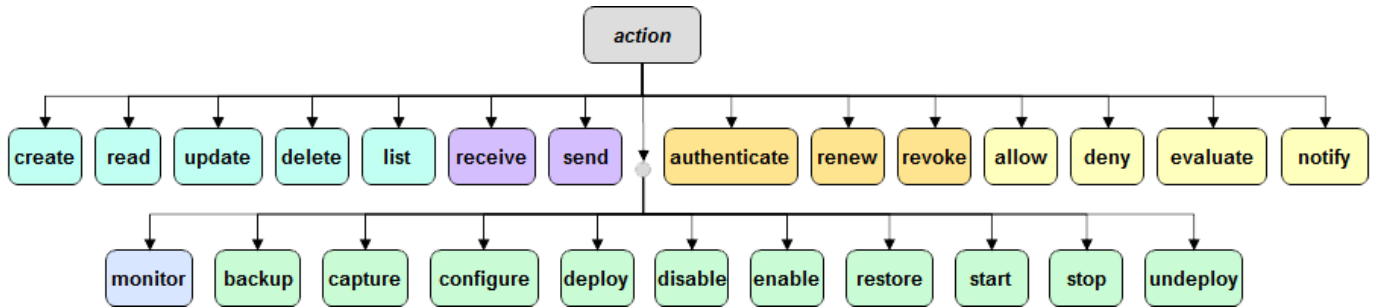
2831 Table A–12 lists the CADF Action Taxonomy's values along with their definitions:

2832 **Table A–12 – CADF Action Taxonomy values**

Informal Grouping	Value	Description
General Resource Mgmt.	create	The target resource described in the event was created (or an attempt was made to do so) by the initiator resource.
	read	Data was read from the target resource by the initiating resource (or an attempt was made to do so).
	update	One or more of the target resource's properties were modified or changed by the initiator resource.
	delete	The target resource described in the event was deleted (or an attempt was made to do so) by the initiator resource.

Informal Grouping	Value	Description
Monitoring	monitor	The target resource is the subject of a monitoring action from the initiating resource.
Workload and Data Mgmt.	backup	The target resource described in the event is being persisted to storage without regard to environment, context or state at the time of storage.
	capture	The target resource described in the event is being persisted to storage along with relevant environment and state information (e.g. program settings, network state, memory/cache, etc.). Conceptually, a "snapshot" of the resource is being captured at a moment in time.
	configure	The target resource described in the event is being set-up to enable it to run on a particular environment or for a particular application or use.
	deploy	The target resource is being positioned or made available for use by the initiator resource, but not yet started.
	disable	The initiator resource is causing the target resource [that has been started] to disallow or block some set of functions.
	enable	The target resource (that has been started) is being changed by the initiator resource to allow or permit some set of functions.
	restore	The initiator is requesting the target resource (or some portion of it) be restored from persistent storage.
	start	The target resource is being made functional by the initiator resource and able to perform or execute operations.
	stop	The initiator resource is causing the target resource to no longer be functional or able to perform or execute operations.
	undeploy	The initiator resource is causing the target resource to no longer be positioned or available for use.
Messaging	receive	The initiator resource is receiving a message or data from the target resource. Note that this is a separate action from any action the receiver performs based upon the content of the message or with the data.
	send	The initiator resource is transmitting a message or data to the target resource. Note: this is a separate action from that of "creating" the message.
Security - Identity	authenticate	A security request used to establish an initiator's identity and/or credentials to the target resource against a trusted authority.
	authenticate/login	An example extension of the authenticate action. Logon is a specialized authentication action, typically used to establish a resource's identity or credentials for the resource to be authorized to perform subsequent actions. Note that "logon" is sometimes generalized to include the entire process used to capture a user's credentials (e.g., user ID and password); however, this action refers to only the discrete step used to actually authenticate those credentials.
	renew	A security request from the initiator resource to renew a resource's identity, credentials, or related attributes or privileges sent to the target resource (an authority).
	revoke	A security request from the initiator resource to remove entitlements or privileges from a resource's identity and/or credentials sent to the target resource (an authority).
Security – Policy, Access Control	allow	Indicates that the initiating resource has allowed access to the target resource.
	deny	Indicates that the initiating resource has denied access to the target resource.
	evaluate	The evaluation or application of a policy, rule, or algorithm to a set of inputs.
	notify	Indicates that the initiating resource has sent a notification based on some policy or algorithm application – perhaps it has generated an alert to indicate a system problem.
	unknown	Indicates that the OBSERVER of the event is not, to the best of its ability, able to classify the exact action for the actual event it is reporting using any other valid action taxonomy value.

2833 The following diagram shows these same CADF Action Taxonomy values as a hierarchical taxonomy that
 2834 demonstrates how they extend from the base Action Taxonomy URI defined above:



2835
 2836 **Figure 21 – CADF Action Taxonomy Hierarchy**

2837 **A.3.6 Taxonomy extension**

2838 The CADF Action Taxonomy can be extended to add more granular or domain-specific values. It is recommended
 2839 that these domain-specific extensions should be done via CADF profiles that clearly define these extended action
 2840 names, and specify the fully-qualified URI that identifies domain-specific profile to the CADF Event consumer.

2841 **A.3.7 Using the Action Taxonomy**

2842 Any action classification value MAY be represented as path segments that build upon the base Action Taxonomy
 2843 URI. However, within the context of the CADF Event Record, specifically when used as value for the "action"
 2844 property of the [CADF Event](#) data type, the [CADF Action Taxonomy URI](#) can be assumed to be the base URI.
 2845 Therefore, use of a relative URI in this property can be viewed as equivalent to the absolute form and SHOULD be
 2846 used when filling out a CADF Event Record for compactness.

2847 Table A–13 includes examples of valid CADF Action Taxonomy values as expressed in their relative and absolute
 2848 URI forms:

2849 **Table A–13 – CADF Action Taxonomy values expressed in relative and absolute URI forms**

Relative URI Form (Preferred)	Equivalent Fully Qualified URI Form
create	http://schemas.dmtf.org/cloud/audit/1.0/taxonomy/action/create
update	http://schemas.dmtf.org/cloud/audit/1.0/taxonomy/action/update
monitor	http://schemas.dmtf.org/cloud/audit/1.0/taxonomy/action/monitor
deploy	http://schemas.dmtf.org/cloud/audit/1.0/taxonomy/action/deploy
authenticate	http://schemas.dmtf.org/cloud/audit/1.0/taxonomy/action/authenticate

2850 **A.4 CADF Outcome Taxonomy**

2851 The Outcome Taxonomy defines the normative set of valid event result (or outcome) values that are required by
 2852 certain data schema elements in this specification. These represent values that are to be used for the "outcome"
 2853 property for the [CADF Event type](#).

2854 **A.4.1 Design considerations**2855 **General considerations**

2856 This version of the outcome taxonomy is designed to support the following Design considerations that have been
2857 derived from use cases the CADF examined in [DSP2028](#).

- 2858 • Every "[activity](#)" event that represents a deliberate action (see [CADF Action Taxonomy](#)), and as opposed to a
2859 state indication) should have some form of outcome classification that describes the outcome and/or result of
2860 that attempted action.
- 2861 • Outcome classification should roughly categorize events into very high level groups conforming to common
2862 understanding of normal outcomes (e.g., "it worked", "it failed", "don't know", etc.)
 - 2863 ○ This supports simplified queries for commonly-asked questions like "show me all failed logins."
 - 2864 ○ Classifications should be derived from high-level compliance reporting requirements that ask for
2865 events with specific outcomes.
 - 2866 ○ In addition to determinate outcomes, the classification must account for scenarios where the outcome
2867 is "unknown" or where the outcome is not yet known (e.g., for long running transactions).
- 2868 • Each classification should be assigned a text value (or label) that is human readable.

2869 **Operational considerations**

2870 In general, "operational" queries are designed to determine whether a system is functioning properly, and outcomes
2871 for events with operational significance should usually indicate whether the action was successful or not. If the
2872 attempted action failed, this will usually indicate some sort of system problem, and the related "reason" should
2873 indicate the broad class of why the action failed.

2874 **Security and compliance considerations**

2875 By contrast, security or compliance related queries will typically be designed to determine whether people are
2876 conforming to one or more security or compliance policies, and hence outcomes will typically indicate how the event
2877 action was resolved against those policies relative to the perspective of the OBSERVER).

2878 **A.4.2 Taxonomy URI**

2879 The following URI value is used to identify the CADF Outcome Taxonomy:

Taxonomy	Taxonomy URI
outcome	http://schemas.dmtf.org/cloud/audit/1.0/taxonomy/outcome/

2880 **A.4.3 Requirements**

2881 The following requirements are for the use of the CADF Outcome Taxonomy:

- 2882 • Profiles or extensions of this specification SHALL NOT define any additional top-level nodes for the CADF
2883 Outcome Taxonomy. This means that sibling values to "success", "failure", "unknown", or "pending"
2884 SHALL NOT be permitted.
- 2885 • Profiles or extensions of this specification MAY define new outcome values that extend from the values already
2886 defined by this specification (by extending their names with additional path segments).

2887 **A.4.4 Hierarchical action classification**

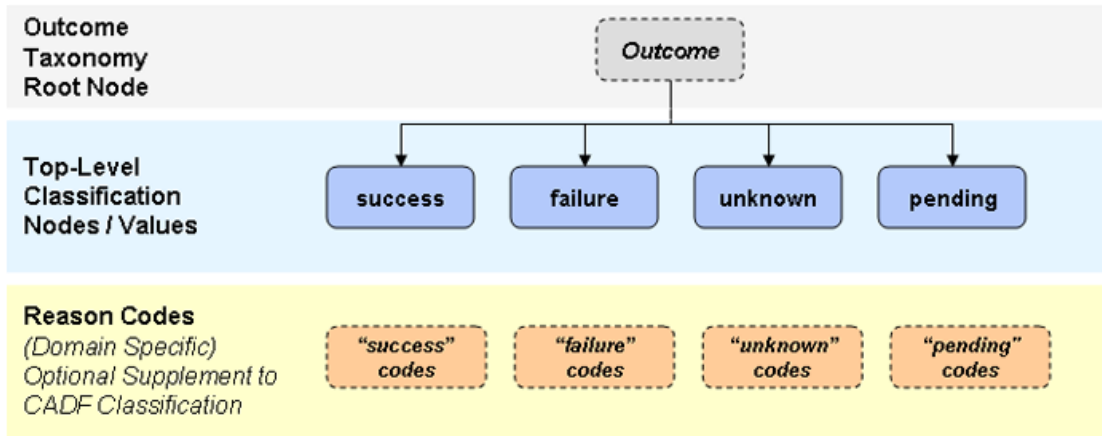
2888 The CADF Outcome Taxonomy is designed to be a hierarchy (much like the [CADF Resource Taxonomy](#)) whose
2889 "root" values defined in this specification can be extended to accommodate outcome values (or names) that are

2890 domain specific. In addition to the base outcome value, an optional domain-specific "reasonCode" can be
 2891 provided as a separate property to augment the value from the CADF Outcome Taxonomy.

2892 The following diagram shows that the CADF Outcome Taxonomy as a hierarchical model:

2893 **A.4.5 Taxonomy values**

2894 The CADF Outcome Taxonomy provides the following "root" outcome values that SHALL be used for any



2895 **Figure 22 – CADF Outcome Taxonomy Hierarchy**

2895 extensions or profiles of this specification. They are shown in Table A–14:

2896 **Table A–14 – CADF Outcome Taxonomy “root” outcome values**

Value	Description
success	The attempted action completed successfully with the expected results.
failure	The attempted action failed due to some form of operational system failure or because the action was denied, blocked, or refused in some way.
unknown	The outcome of the attempted action is unknown and it is not expected that it will ever be known.
pending	The outcome of the attempted action is unknown, but it is expected that it will be known at some point in the future. • Note: A different (future) event correlated with the current event may provide additional detail.

2897 **A.4.6 Requirements**

2898 The following requirements are for the use of the CADF Outcome Taxonomy:

- 2899 • Extensions or profiles of this specification SHALL NOT define new "root" values for the CADF Outcome
 2900 Taxonomy.
- 2901 • Extensions or profiles of this specification MAY define new outcome values that extend from the "root" values
 2902 of the CADF Outcome Taxonomy defined in this specification.

2903 **A.4.7 Using the Outcome Taxonomy**

2904 Any outcome classification value MAY be represented as path segments that build upon the base Action Taxonomy
 2905 URI. However, within the context of the CADF Event Record, specifically when used as value for the "outcome"

2906 property of the [CADF Event](#) data type, the [CADF Outcome Taxonomy URI](#) can be assumed to be the base URI.
 2907 Therefore, use of a relative URI in this property can be viewed as equivalent to the absolute form and SHOULD be
 2908 used when filling out a CADF Event Record for compactness.

2909 The following table includes examples of valid CADF Outcome Taxonomy values as expressed in their relative and
 2910 absolute URI forms:

2911 **Table A–15 – CADF Outcome Taxonomy values expressed in relative and absolute URI forms**

Relative URI Form (Preferred)	Equivalent Fully Qualified URI Form
success	http://schemas.dmtf.org/cloud/audit/1.0/taxonomy/outcome/success
failure	http://schemas.dmtf.org/cloud/audit/1.0/taxonomy/outcome/failure
unknown	http://schemas.dmtf.org/cloud/audit/1.0/taxonomy/outcome/unknown
pending	http://schemas.dmtf.org/cloud/audit/1.0/taxonomy/outcome/pending

2912 **A.4.8 Considerations when using "unknown" or "pending" values for action classification**

- 2913 • An [OUTCOME](#) that is set to the value of “unknown” is expected to never have a known outcome value by the
 2914 [OBSERVER](#).
 - 2915 ○ As an example, this might occur if some data is sent to a third-party via an unreliable protocol such as
 2916 UDP; the sender has no expectation that it will ever know if the data was received correctly.
- 2917 • By contrast, a “pending” [OUTCOME](#) value indicates that the [OBSERVER](#) has detected an ongoing activity and
 2918 is waiting for the final results to come in.
 - 2919 ○ An example might be a long-running database transaction or similar activity. In general the rationale
 2920 for issuing such an event is to notify consumers as soon as possible (or at the correct point in the
 2921 time-ordered stream of events) that the activity is taking place. Because the outcome is also
 2922 important, however, it is anticipated that the [OBSERVER](#) will usually follow this type of event with a
 2923 nearly identical event that includes the final outcome; this follow-up event could be linked to the
 2924 original “pending” event(s) by some type of correlation identifier.

2925 **A.5 Treatment of INITIATOR, TARGET, and OBSERVER**

2926 **A.5.1 Overview**

2927 As explained in the CADF Event Model, the [CADF Event Record](#), includes the description of top-level component
 2928 resources. These resources include the [INITIATOR](#), [TARGET](#), and [OBSERVER](#), along with any other
 2929 [REPORTERS](#) that contribute to the record. Orthogonal to this model is the CADF concept of a "resource", which
 2930 refers to some cloud (or IT) resource that can be described relative to the provider's environment.

2931 In the CADF Event Record, the INITIATOR, TARGET, and OBSERVER are just named roles that a given [CADF](#)
 2932 [Resource](#) takes on with respect to the described activity (i.e., or [ACTION](#)) of the event record. In some events a
 2933 single CADF Resource may appear as the INITIATOR, in others as the TARGET, and in others perhaps an
 2934 OBSERVER, or REPORTER.
 2935

2936 **A.5.2 Treatment of INITIATOR**

2937 The INITIATOR as described in a CADF Event entity reflects the resource that caused the described event activity
 2938 to take place. Ultimately this is almost always an actual physical person, but note that in most circumstances the
 2939 visibility of the OBSERVER will likely not extend out to the point where that person is uniquely identifiable. For
 2940 example, an administrator may configure a service to perform some task; in this case the service will likely act as

2941 the INITIATOR in an event. Or a user may be issued a SAML token that is then accepted for access to a resource -
2942 the access grantor may only see the token and never know the identity or even the user account of the user.

2943 Naturally, then, the CADF Event Record's INITIATOR would be described as resources that can take action along
2944 with descriptive information about those resources (such as tokens or credentials) that could ultimately be used to
2945 resolve their unique identity within the provider. If such resolution is not performed by the original OBSERVER but
2946 by a downstream REPORTER, the downstream REPORTER can attach the resolved resource to the CADF Event
2947 Record.

2948 Not all CADF Resources therefore can act as INITIATORS - it would not make much sense, for example, for a "File"
2949 resource to be listed as the INITIATOR. In fact, INITIATORS in most cases are acting as security principals in the
2950 context of the event, and as such will generally be resources located under the 'data/security' branch of the CADF
2951 Resource Taxonomy. However, in some cases, INITIATORS may be services that are acting with some
2952 authorization and be found under the 'service' branch of the CADF Resource Taxonomy. Still in other cases,
2953 INITIATORS may be network nodes under the 'network/node' branch of the CADF Resource Taxonomy.

2954 Note that If developers of this specification do not find the precise resources needed to describe the environment,
2955 the CADF Resource Taxonomy can be extended by profile if necessary to provide domain-specific values (names).

2956 Examples of valid INITIATOR resources include:

- 2957 • data/security/identity
- 2958 • data/security/account/user
- 2959 • service
- 2960 • network/node/host

2961 As a best practice, developers are therefore encouraged to use the resources available under the three identified
2962 CADF Resource Taxonomy branches:

- 2963 • data/security
- 2964 • network/node
- 2965 • service

2966 **A.5.3 Treatment of TARGET**

2967 Any CADF Resource can appear as the TARGET within a CADF Event Record, because conceivably any resource
2968 that we describe could be affected by enterprise IT activity. As such CADF places no constraints on which CADF
2969 Resources can take on the role of TARGET.

2970 **A.5.4 Treatment of OBSERVER**

2971 The OBSERVER describes the resource that detected the activity and caused a CADF Event Record to be
2972 generated while filling out the record with data based upon its perspective. Like the INITIATOR, therefore, the set of
2973 resource capable of reporting an observation may be limited to resources capable of actually observing and
2974 creating records, such as running applications or services. Such services are typically located under the 'service'
2975 branch of the CADF Resource Taxonomy, and as before, the list can be extended by profile as necessary.

2976 Examples of valid OBSERVER resources include:

- 2977 • service/oss/monitoring
- 2978 • service/oss/configuration
- 2979 • service/security/policy

- 2980
- service/security/authentication

2981 As a best practice, developers are therefore encouraged to use the resources available under the following CADF
2982 Resource Taxonomy branches:

- 2983
- service

2984 **A.6 Using the CADF Taxonomies to create CADF Event Records**

2985 This clause provides some general rules, along with examples, for using the CADF defined taxonomies when
2986 classifying components of the [CADF Event Model](#) when constructing proper [CADF Event Records](#).

2987 **A.6.1 General rules**

2988 The general algorithm that is followed to create a [CADF Event Record](#) is:

- 2989 1. Identify the [OBSERVER](#) that detects the activity and reports it and find the resource type name from the CADF
2990 Resource Taxonomy that best describes it.
- 2991 2. Identify the primary purpose of the [OBSERVER](#) and its perspective and ask: "what is the OBSERVER's
2992 purpose and of what domain resource objects does it have direct knowledge?".
- For example, a low-level file-system driver, acting as an OBSERVER, would not know that a particular file
2993 contains account information; conversely an account management application should not be reporting
2994 low-level file activity.
- 2996 3. Based on the [OBSERVER](#)'s perspective, ask "what was the resource that attempted the activity?". This
2997 resource would be the [INITIATOR](#) of the event.
- Work down the CADF Resource Taxonomy tree to find the most granular name that best describes the
2998 [INITIATOR](#) resource.
- 3000 4. Based on the [OBSERVER](#)'s perspective, what was the primary resource that was the intended [TARGET](#)
3001 resource of the activity (whether the action was successful or not)?
- Work down the CADF Resource Taxonomy tree to find the most granular name that best describes the
3002 [TARGET](#) resource.
- 3004 5. Based on the [OBSERVER](#)'s perspective, select the most appropriate available [ACTION](#) from the CADF Action
3005 Taxonomy that describes the attempted activity.
- Work down the CADF Action Taxonomy tree to find the most granular value that best describes the
3006 [ACTION](#). Attempt to use an ACTION value that the CADF recommends for use with the selected
3007 [TARGET](#) resource.
- 3009 6. Based on the [OBSERVER](#)'s perspective, select the most appropriate result or [OUTCOME](#) of the attempted
3010 ACTION from the CADF Outcome Taxonomy.
- Work down the CADF Outcome Taxonomy to select the [OUTCOME](#) value that reflects the result the
3011 OBSERVER can directly attest it observed at the time the event record is being created.
3012

3013 **A.6.2 Example: Account creation**

3014 A consumer account administrator logs in to a cloud's account management service and successfully creates a new
3015 user account.

- 3016 1. Identify the [OBSERVER](#) that detects the activity and reports it and find the resource type name from the CADF
3017 Resource Taxonomy that best describes it.
- The OBSERVER was the account management service as it processes the account addition. Using the
3018 CADF Resource Taxonomy, the value "service/security/account" could be a valid extended classification
3019 for an account management service.
3020

- 3021 2. Identify the primary purpose of the [OBSERVER](#) and its perspective and ask: "what is the OBSERVER's
3022 purpose and of what domain resource objects does it have direct knowledge?"
- 3023 – The purpose of the account management service, as the OBSERVER, is to report activities on the
3024 customer account. Therefore, the event type would be "[activity](#)".
- 3025 3. Based on the [OBSERVER](#)'s perspective, ask: "what was the resource that attempted the activity?". This
3026 resource would be the [INITIATOR](#) of the event.
- 3027 – The INITIATOR of the activity, using the resource taxonomy, would be the "administrator" of the consumer
3028 account (e.g., the CADF Resource Taxonomy value "data/security/account/admin").
- 3029 4. Based on the [OBSERVER](#)'s perspective, what was the primary resource that was the intended [TARGET](#)
3030 resource of the activity (whether the action was successful or not)?
- 3031 – The TARGET of the activity, using the CADF Resource Taxonomy, would be the customer "account" that
3032 is affected by the activity (e.g., "data/security/account").
- 3033 5. Based on the [OBSERVER](#)'s perspective, select the most appropriate available [ACTION](#) from the CADF Action
3034 Taxonomy that describes the attempted activity.
- 3035 – The observed ACTION taken on the customer account, using the CADF Action Taxonomy, would be
3036 "create".
- 3037 6. Based on the [OBSERVER](#)'s perspective, select the most appropriate result or [OUTCOME](#) of the attempted
3038 ACTION from the CADF Outcome Taxonomy.
- 3039 – The observed OUTCOME of the activity, using the CADF Outcome Taxonomy, would be "success".

3040 **A.6.3 Example: User authentication**

3041 A user successfully logs in to a CRM service using their assigned account.

- 3042 1. Identify the [OBSERVER](#) that detects the activity and reports it and find the resource type name from the CADF
3043 Resource Taxonomy that best describes it.
- 3044 – The OBSERVER was the CRM service that accepted the authentication request and reports the activity
3045 (e.g., "service/bss/crm").
- 3046 2. Identify the primary purpose of the [OBSERVER](#) and its perspective and ask: "what is the OBSERVER's
3047 purpose and of what domain resource objects does it have direct knowledge?"
- 3048 – The purpose of the CRM service, as the OBSERVER, is to report any user activities taken against it
3049 (including authentication). Therefore, the event type would be "[activity](#)".
- 3050 3. Based on the [OBSERVER](#)'s perspective, ask: "what was the resource that attempted the activity?". This
3051 resource would be the [INITIATOR](#) of the event.
- 3052 – The INITIATOR of the activity, using the resource taxonomy, would be the "user" of the consumer account
3053 (e.g., "data/security/account/user").
- 3054 4. Based on the [OBSERVER](#)'s perspective, what was the primary resource that was the intended [TARGET](#)
3055 resource of the activity (whether the action was successful or not)?
- 3056 – The TARGET of the activity, using the CADF Resource Taxonomy, would be the CRM service itself (e.g.,
3057 "service/bss/crm").
- 3058 5. Based on the [OBSERVER](#)'s perspective, select the most appropriate available [ACTION](#) from the CADF Action
3059 Taxonomy that describes the attempted activity.
- 3060 – The observed ACTION taken on the customer account, using the CADF Action Taxonomy, would be
3061 "authenticate".

- 3062 6. Based on the [OBSERVER](#)'s perspective, select the most appropriate result or [OUTCOME](#) of the attempted
3063 ACTION from the CADF Outcome Taxonomy.
- 3064 – The observed OUTCOME of the activity, using the CADF Outcome Taxonomy, would be "success".

3065
3066

ANNEX B

Best practices

3067 **B.1 Treatment of “extra” contextual event data**

3068 As with any pre-defined schema that assigns semantic meaning to given pieces of data, there are inevitable use
3069 cases that generate data that does not quite fit into the pre-defined CADF Event Schema. To ensure continued
3070 support for such use cases, CADF has defined several [Extensibility mechanisms](#) that allow the inclusion of that
3071 additional data, plus support for profiles that can more formally define extended schema elements and values.

3072 This section describes some common, known use cases that are out of scope for the core CADF specification and
3073 Event Schema, but can be used to describe how such data could be handled.

3074 **B.1.1 Use case: Debug Information**

3075 In general, it is not best practice to include debug information (such as stack traces and variable state reporting)
3076 within audit event records and therefore it was listed as “out of scope” for this specification.

3077 However, it is noted that in some contexts, “debug” type events are extremely common across many types of
3078 applications and services and are often intermixed with normal events in logs. The defining characteristic of a debug
3079 event is that it generally indicates a fault in software and includes information about the specific point in the code
3080 that experienced an issue, such as a stack trace.

3081 In order to include such information within a CADF Event Record, the generator of the debug information could use
3082 the [Attachments](#) extension mechanism and include any necessary data. It should be noted, however, that
3083 downstream consumers may choose to strip off event attachments, so interpretation of the basic event should not
3084 be predicated on the attachment(s).

3085 **B.2 Treatment of timestamps in CADF Event Records**

3086 CADF Event Records seek to represent time so that consumers can make intelligent decisions about how each
3087 event (within the same activity domain) relates to other events temporally. For example, events captured within an
3088 enterprise that has employees that access cloud services should be comparable temporally with events at the cloud
3089 provider. This task can be surprisingly difficult given that there is no guarantee that any given source of event data
3090 has a clock that is in any way synchronized with any other system's clock, not to mention the potential
3091 complications of multiple time zones and time zone representations.

3092 In order to remove ambiguity, timestamps in CADF Event Records should be recorded in local time, meaning the
3093 24-hour clock time for the local time zone, with explicit reference to the UTC time zone offset (see the definition for
3094 the data type). This allows for common use cases, such as “after hours” analysis of access to local systems, as well
3095 as absolute comparison with events from other systems across the globe. To prescribe this concept, the CADF has
3096 defined its own Timestamp data type, which is used throughout its data model and schema.

3098 The CADF Event Record has several entities and complex data types where a CADF Timestamp type value
3099 appears as a property. The following table shows all such CADF Timestamp typed properties along with their parent
3100 entity and a description of their intended use.

3101

Table B-1 – CADF Timestamp data type properties

CADF Timestamp Properties		
Parent Entity Name	Property Name	Property Description
CADF Log	logTime	The time the log was last updated. This time may be used to represent the time the log creation is complete and ready for subsequent consumption (e.g., federation, processing, or archival).
CADF Log	beginTime	The beginning time for the time period of event records within the log.
CADF Log	endTime	The ending time for the time period of event records within the log.
CADF Report	reportTime	The time the report was last updated. This time may be used to represent the time the report creation is complete and ready for subsequent consumption (e.g., federation, processing, or archival).
CADF Report	beginTime	The beginning time for the time period of event records within the report.
CADF Report	endTime	The ending time for the time period of event records within the report.
CADF Event	eventTime	The OBSERVER 's best estimate as to the time the Actual Event occurred or began. (Note that this time may differ significantly from the time at which the OBSERVER is processing the CADF Event Record).
CADF Reporterstep	reporterTime	The time a REPORTER adds its Reporterstep entry into the REPORTERCHAIN (which follows completion of any updates to or handling of the corresponding CADF Event Record).

3102

B.2.1 Filling in Timestamps

3103
3104

Within a single event, multiple timestamps may be present. These different timestamps serve different purposes, and should be filled in by the Reporters based on the intended use of that field:

3105
3106
3107
3108

- The "eventTime" property field in the base [CADF Event](#) data type represents the [OBSERVER](#)'s best guess as to the time that the observed activity actually occurred. In cases where the [OBSERVER](#) is also the [INITIATOR](#) this should be relatively simple, but in more complex cases the actual time of occurrence might be significantly removed from the time of observation.

3109
3110

- For discrete, point-in-time observations generally speaking the "eventTime" field should reflect the current time according to the [OBSERVER](#)'s local clock, and is the only required time field.

3111
3112
3113
3114

- For complex activities that have some duration, if the [OBSERVER](#) can determine the true starting time of the activity and insert that time into the [CADF Event](#)'s "eventTime" property, that is desirable. In this case the "eventTime" property may differ significantly from the "reporterTime" of the [OBSERVER](#), hence both fields should be provided.

3115
3116
3117

- For [CADF Reports](#) and [Logs](#), the service that assembles the output can either determine the "beginTime" and "endTime" property values based on the events within the output set, or based on the query (see section titled "[CADF Query Interface](#)").

3118
3119
3120

- If the query specifies a specific time range or starting/ending point in time, then either or both the beginTime and endTime can be filled in with that timestamp, even if there are no events that actually took place at that time.

3121
3122
3123

- For example, if the requester asked for events between 1:00 PM and 2:00 PM, but only two events took place at 1:33 PM and 1:35 PM, the [CADF Report](#) or [Log](#) could still indicate a "beginTime" property value of 1:00 PM and an "endTime" property value of 2:00 PM.

- 3124 ○ If the query does NOT specify a beginning or ending time to search, the CADF Report or Log can fill
3125 in that value with the earliest (for the “beginTime” property) or latest (for the “endTime” property)
3126 timestamp present in the set of output events.
- 3127 ○ In no case should any event within the CADF Report or Log have an “eventTime” property value
3128 outside the range specified by the properties “beginTime” or “endTime” of the CADF Report or
3129 Log.

3130 **B.2.2 Handling Activities with Duration**

3131 Many activities that are represented in event records in IT systems are discrete, point-in-time actions that are for all
3132 intents and purposes instantaneous and are recorded as such. Even in cases where the activity actually takes some
3133 period of time, the time period is often brief enough that the only relevant timestamp for consumers is the time the
3134 activity started. As such, CADF Event Records contain a top-level eventTime that is defined as the time at which the
3135 described activity began.

3136 In some cases, however, described activities do in fact take some lengthy period of time, and further some
3137 consumers may be very interested not only in when the activity began, but also when it ended or how long it took.
3138 Examples include activity such as long-running queries or backups, login sessions, and so on. In this scenario,
3139 OBSERVERS have several options:

- 3140 • The OBSERVER can delay generating the event record until the activity has completed, and then fill in relevant
3141 information about activity duration and issue the event record. This approach has the major drawback that if a
3142 consumer queries for recent activity during the time period in which the OBSERVER is holding on to the
3143 record, the consumer will not be aware of the activity. This approach is therefore only recommended for
3144 activity of relatively short duration and where the acknowledged completion of the activity is virtually
3145 guaranteed.
- 3146 • The OBSERVER could generate an event record to describe the start of the activity, store it someplace, and
3147 then go modify the event record when the activity is completed to add relevant information about the activity
3148 duration. This approach however is heavily implementation-dependent, violates several important assumptions
3149 about event immutability, and is not recommended for any implementation.
- 3150 • The OBSERVER can generate an event record to describe the start of a long-running activity, and then
3151 generate a second event to mark the end of that activity. This is the approach recommended by the CADF WG
3152 for most lengthy activities, and is described below.
- 3153 • The recommended approach involves the OBSERVER issues a matched pair of begin/end events to mark the
3154 start and end of the described activity. CADF Event Records include a number of features to support this:
 - 3155 ○ The start event should describe the activity as usual, with the eventTime field recording the start time
3156 and all other properties set as usual, except for OUTCOME. The OUTCOME property should be set
3157 to “pending” per the definition of the taxonomy. A tag should be set with a correlation ID so that the
3158 event pair can be associated.
 - 3159 ○ The end event should be a near-duplicate of the start event, except that OUTCOME should be
3160 resolved to the actual outcome of the activity, and the ‘duration’ property should be set. The start and
3161 end events should be correlated by use of a correlation ID as described in Annex B.3.4.

3162 **B.3 Handling Complex Events**

3163 There are many scenarios where the representation of an actual event or a set of events in terms of CADF event
3164 record(s) is not straightforward:

- 3165 • An event describes a target, but the context of that target is important: for example, a file is deleted but
3166 consumers need to know which directory and host the file was located on.

- 3167 • A single actual event may by definition affect more than one resource: for example, when a user account is
- 3168 added to a group, both the user account and the group are affected.
- 3169 • A single action may cause many nearly identical actual events: for example, if a set of files are deleted from a
- 3170 directory.
- 3171 • A single action may cause many related actual events: for example, a complex system is deleted.
- 3172 • An event may represent some form of request, which should be associated with its corresponding response(s):
- 3173 for example a database read request may result in multiple result sets.
- 3174 • An action may trigger a reaction: for example, an attempted connection from one host to another may trigger a
- 3175 firewall block.
- 3176 • A set of events may be modeled or summarized as a single event: for example, a complex sequence of
- 3177 authentication, authorization, and session creation events may be treated as a single access request.

3178 This section will set forth some best practices for handling such complex scenarios. These best practices are not
 3179 prescriptive and are subject to the perspective of the observer and the expectations of the consumer of audit events

3180 B.3.1 Resource Context

3181 In most scenarios, the context within which a resource lives is very important for determining the relevance and
 3182 impact of a particular event. The directory within which a file resides, which host those resources live on, the
 3183 container for a particular user account – a security team might make a very different decision on how to handle an
 3184 event if they know that the account 'juser1' resides in the 'executive_team' container versus the 'external contractor'
 3185 container. The basic CADF Event Record includes an entity to describe the singular target resources affected by
 3186 the actual event – how should this additional context be included?

3187 As a best practice, consider using the Attachment entity (as opposed to a user-defined extension attribute). to
 3188 include this context data. However it must be decided whether to use the per-resource 'attachments' property (as
 3189 defined on the Target resource of an Event) or the 'attachments' property of the Event itself. As a general rule:

- 3190 • If the context information is really dependent on the resource itself and not contingent to the event, use the
- 3191 resource 'attachments' property. For example, if the resource is part of a container resource – e.g. a catalog to
- 3192 which the resource item belongs – then this container resource may be represented or referred to in an
- 3193 attachment of the contained resource.
- 3194 • If the context information is really contingent to the event and is not associated with the event resource (target
- 3195 of initiator) in a permanent or stable way, then the 'attachments' property of the event should be used. For
- 3196 example, if the resource is a file being transferred from one directory to the other, then the origin and
- 3197 destination directories can be seen as contextual to the event itself and attached to the event instead of being
- 3198 attached to the target resource (the transferred file).

3199 Any type of context may be included – additional resources, measurements, geolocations , and so forth – that will
 3200 help consumers understand the event more fully.

- 3201 • If you plan to use the CADF schema to describe the attached context data, use the appropriate CADF type URI
- 3202 as the attachment 'typeURI'
- 3203 • Use a descriptive name to describe how the attached context data relates to the parent resource as the
- 3204 attachment 'name' property. The name should ideally be a commonly-understood keyword and/or map to
- 3205 existing specifications, such as DMTF CIM.

3206 XML example

```
<event id="myscheme://mydomain/id/1234">
  ...
  <target id="..." typeURI="..." />
```

```

...
<attachments>
  <attachment contentType="
    http://schemas.dmtf.org/cloud/audit/1.0/resource" name="hostedOn">
    <content>
      <resource id="myscheme://mydomain/resource/id/0001"
        typeURI="network/node/host"
        name="server_0001"
        ref="http://mydomain/mypath/server-0001"/>
    </content>
  </attachment>
</attachments>
</event>

```

3207 In the above example, the target resource of an event is hosted on the host described by the attachment.

3208 B.3.2 Multi-Target Events

3209 Another class of events will always affect more than one resource even if the activity is described at the most
 3210 granular level. An example includes adding a user account to a group – both the user account and the group are
 3211 affected, and the event cannot be decomposed into two independent parts. In this scenario, deciding whether to set
 3212 the user account or the group as the target of the event is purely a matter of choice, and will affect the consumer's
 3213 understanding of the activity plus the ability to query for relevant activity. For example, if the implementer chooses
 3214 to set the user account as the target, consumers wishing to know who was added to a particular group will find it
 3215 difficult to query for that information; the opposite choice will make it difficult to query for a particular user's group
 3216 membership history.

3217 To resolve this dilemma, **multiple** CADF event records may be generated that describe the activity from each
 3218 perspective: for the example given, one event would set the user account as the target resource and the group
 3219 information would be included as context (event attachment); a second event would set the group as the target
 3220 resource and include the user information as context (event attachment).

3221 To ensure that these events are properly understood as different viewpoints on the same actual event, each event
 3222 should be tagged with an identical **correlation identifier** (see B.3.6) so that the events can be associated.

3223 Consumers may of course choose to combine these multiple events into one record for storage, and a profile of this
 3224 specification may prescribe a particular method for generating tag names and correlation identifiers, but for general-
 3225 purpose implementations this best practice will ensure maximal comprehension.

3226 XML example

```

<!-- Event 1 -->
<event id="myscheme://mydomain/id/1234" action="associate">
  ...
  <target id="myscheme://mydomain/resource/id/0001"
    name="user01" typeURI="data/security/account/user" />
  <attachments>
    <attachment

```

```

contentType="http://schemas.dmtf.org/cloud/audit/1.0/resource"
name="parent">
  <content>
    <resource id="myscheme://mydomain/resource/id/0002"
      name="group01"
      typeURI="data/security/group"/>
  </content>
</attachment>
</attachments>
<tags>
  <tag>//myobserver/correlationID?value=1234</tag>
</tags>
</event>

<!-- Event 2 -->
<event id="myscheme://mydomain/id/1235" action="associate">
  ...
  <target id="myscheme://mydomain/resource/id/0002"
    name="group01"
    typeURI="data/security/group" />
  <attachments>
    <attachment
      contentType="http://schemas.dmtf.org/cloud/audit/1.0/event/resource"
      name="member">
      <content>
        <resource id="myscheme://mydomain/resource/id/0001"
          name="user01"
          typeURI="data/security/account/user"/>
      </content>
    </attachment>
  </attachments>
  <tags>
    <tag>//myobserver/correlationID?value=1234</tag>
  </tags>
</event>

```

3227 **Notes:** In the above example, the contextual information in each event is represented as an attachment of the event itself and
 3228 not of its target resource. Although these two resources (user and group) are now tightly associated, this association is
 3229 considered here as a property of the activity reflected by the event (adding the new user account to the group) more than an
 3230 intrinsic property of the resource itself.

3231 This user account could later be removed from the group, and associated with another group. In that case it is more obvious
 3232 that the “group” data should not be associated with the user resource (and vice versa): an event log may indeed decide to
 3233 describe user resources and group resources in a “reusable” way at log level and have events only refer to these using their
 3234 “targetId” property. In such a case, it is clearer that the contextual information should be attached to the event rather than to
 3235 the target.

3236 B.3.3 Multiple Affected Targets

3237 In this scenario, a single user or service action impacts multiple targets, but the action is decomposable into multiple
 3238 events. A typical example here would be the deletion of all files in a subdirectory – from a user perspective, this is
 3239 one action; but from the system perspective there is a chain of multiple individual deletes.

3240 Introducing a complex multi-target construct such as an array of file references as attachment to the “subdirectory”
 3241 target resource or as attachment to the event itself would negatively affect a user’s ability to query such events. The
 3242 best practice in this area is to issue an individual CADF Event Record for each system level action that affects a
 3243 singular target. As with the intrinsically multi-target event, best practice is to use a correlation identifier as a tag to
 3244 tie the individual events together so that the consumer can optionally understand them as one transaction:

3245 XML example

```

<!-- Event 1 -->
<event id="myscheme://mydomain/id/1234" action="delete" >
  ...
  <target id="myscheme://mydomain/resource/id/0001"
    name="file01.txt" typeURI="data/file" />
  <tags>
    <tag>//myobserver/correlationID?value=1234</tag>
  </tags>
</event>

<!-- Event 2 -->
<event id="myscheme://mydomain/id/1235" action="delete" >
  ...
  <target id="myscheme://mydomain/resource/id/0002"
    name="file02.txt" typeURI="data/file" />
  <tags>
    <tag>//myobserver/correlationID?value=1234</tag>
  </tags>
</event>

```

3246 **Note:** This concept applies equally well to actions over complex targets with multiple unlike resources, for example the deletion
 3247 of a cloud system consisting of a host, network, and storage.

3248 B.3.4 Request-Response Events

3249 A common paradigm in computing is the request/response paradigm, where one resource requests some service
 3250 from another resource. In some cases this activity can be treated atomically – one is unlikely to decompose a
 3251 filesystem delete into separate requests and responses to/from the filesystem driver, for example – but in other
 3252 cases with loosely-coupled asynchronous APIs and long-running transactions activity might be better modeled as
 3253 paired request/response events.

3254 Treatment of this type of activity is similar to the multiple-target events listed above, with multiple events related by
 3255 a correlation identifier tag. In this case, however, the actions will be different between the two events: here is a
 3256 send/receive example:

3257 XML example

```
<!-- Event 1 -->
<event id="myscheme://mydomain/id/101" action="send"
  initiatorId="myscheme://mydomain/myself">
  ...
  <target id="myscheme://mydomain/resource/id/0001"
    typeURI="service/oss/provisioning" />
  <tags>
    <tag>//myobserver/correlationID?value=1234</tag>
  </tags>
</event>

<!-- Event 2 -->
<event id="myscheme://mydomain/id/102"
  action="receive"
  initiatorId="providerscheme://pdomain/providerXYZ">
  ...
  <target id="myscheme://mydomain/resource/id/0001"
    typeURI="service/oss/provisioning" />
  <tags>
    <tag>//myobserver/correlationID?value=1234</tag>
  </tags>
</event>
```

3258 **Note:** In the example shown above, the observer is the system making the request; the system receiving the request may
3259 generate its own pair of related events to describe the same activity.

3260 It is relatively easy for a single observer to tie related events together with a correlation identifier, but only in rare
3261 cases is it simple to correlate the events generated by the requestor with the requestee – only a very few APIs
3262 explicitly call for passing session identifiers between the two parties.

3263 As a best practice, requestors and requestees should annotate generated CADF Event Records with as much state
3264 information as they can to describe the session – for example, a web service could record the source IP and port of
3265 an inbound request. This could allow a consumer to connect the requestor event (which hopefully records the same
3266 or similar information) with the requestee event.

3267 **B.3.5 Action-Reaction Events**

3268 This paradigm is similar to the request-response paradigm, but the initiating resource is not directly making a
3269 request of the system that reacts. An example would be one host attempting to connect to another host, which is
3270 then subsequently blocked by a third party, perhaps a firewall.

3271 In this case, the resource that blocks the activity will likely generate a 'control' type event to describe the connection
3272 that it blocked. The 'control' event, however, describes only the resource making the control decision and the
3273 characteristics of the activity that was blocked, it does not necessarily describe the activity that triggered the policy
3274 decision in the first place. Sometimes this information can be gleaned from other observers in the environment, but
3275 in simple cases the control resource may also issue an 'activity' event in addition to the 'control' event, and relate
3276 the two using a correlation identifier:

3277 XML example

```

<!-- Event 1 -->
<event id="myscheme://mydomain/id/101" eventType="activity"
  action="connect">
  <initiator id="myscheme://mydomain/resource/id/0001"
    typeURI="network/node/host" name="host01" />
  <target id="myscheme://mydomain/resource/id/0002"
    typeURI="network/node/host" name="host02" />
  <tags>
    <tag>//myobserver/correlationID?value=1234</tag>
  </tags>
</event>

<!-- Event 2 -->
<event id="myscheme://mydomain/id/102" eventType="control" action="deny">
  <initiator id="myscheme://mydomain/resource/id/0003"
    typeURI="network/node/firewall" name="fw01" />
  <target id="myscheme://mydomain/resource/id/0004"
    typeURI="network/connection" name="10.0.0.2:1234-192.168.4.3:8080"
    />
  <tags>
    <tag>//myobserver/correlationID?value=1234</tag>
  </tags>
</event>

```

3278 B.3.6 Correlated Events

3279 Any set of events could be loosely correlated to describe a relationship between them. This may involve events
 3280 from one or more observers, or may involve correlation internal to the observer, or performed by a third-party
 3281 system. Third-party tools such as Security Information and Event Managers (SIEM) may issue synthetic events
 3282 which describe or summarize the activity that is believed to be indicated by the set of related events. In this
 3283 scenario, the various raw events that are tied together by the correlation event may involve different event types,
 3284 actions, and resources.

3285 One way to correlate events is to introduce explicit **correlation identifiers** in forms of tags. A correlation identifier is
 3286 domain-specific to the observer generating the CADF Event Records, and should be namespaced accordingly. A
 3287 descriptive name for the tag that includes the string 'correlation' somewhere in the tag name may help consumers to
 3288 interpret it effectively, although in many cases a particular tag is known to act as a correlation ID, e.g. the instance
 3289 ID of a business process will correlate all events generated by the process engine for this process instance.

3290 Multiple events with identical tags the name of which is known to indicate a "correlation" tag, may generally be
 3291 interpreted as belonging to a single related activity.

3292 Examples:

```
<event id="myscheme://mydomain/id/1111">
```

```
...
<tags>
  <tag>//myobserver/correlationID?value=1234</tag>
  <tag>//businessProcessXYZ/instanceID?value=1111</tag>
</tags>
</event>
```

3293 Another more explicit correlation means is by using [attachments](#).

3294 The suggested implementation uses a simple list that refers to a set of correlated CADF Event Records by
3295 reference. Such a list of event IDs or references may be attached (see [CADF Attachment](#) type) to an event,
3296 indicating that this event is correlated with all the referred events.

3297 XML example

```
<event id="myscheme://mydomain/id/1111">
  ...
  <attachments>
    <attachment
      contentType="http://schemas.dmtf.org/cloud/audit/1.0/identifier"
      name="correlatedEvent1">
      <content>myscheme://mydomain/event/id/1234</content>
    </attachment>
    <attachment
      contentType="cadf:identifier"
      name="correlatedEvent2">
      <content>myscheme://mydomain/event/id/5678</content>
    </attachment>
  </attachments>
</event>
```

3298 In this example, the described event is related to the several events listed in the attachment; those events are
3299 defined elsewhere, perhaps within the same or in another CADF Log or Report.

ANNEX C

Mapping DMTF CIM Indications to CADF Event Record

3300
3301

3302 This section provides guidance on how DMTF's CIM standard's event type named "CIM_Indication" would, in
3303 general, map to a CADF audit event record.

3304 The event type associated with CADF event records communicates audit information.

3305 The record of a particular type is an indication of a specific event. This concept is conceptually related to an abstract
3306 class: CIM_Indication in the Common Information Model. CIM_Indication is an abstract class from which a CADF
3307 event is derived. CADF events are modeled as CIM indications to leverage key features described in CIM and
3308 supported in the industry.

3309 As described in CIM Indication, DSP1054, an Indication is a "communication and record of the detection of an event
3310 of interest." The Indication may be an aspect of or the event itself. Indications are defined in a profile where
3311 CIM_Indication properties are found. In general, an instance of an indication type derives from CIM_Indication.

3312 Similar to CADF event types, many Indications may be associated with an event. An Indication logically relates to
3313 the REPORTER that observes or initiates an event action on a resource. The key elements defined in the
3314 CIM_Indication abstract class relate to that of a CADF event type. For example, elements of the abstract
3315 CIM_Indication class relate to basic CADF event type properties such as 'eventTime', 'initiator',
3316 'initiatorId', and 'severity'.

3317 The construction of Indications and its relationship to CADF are not described here. The purpose of identifying this
3318 relationship is to promote consistency between the CIM and CADF concepts rather the mechanics used to
3319 implement them.

3320 C.1 Informative References:

- 3321 • CIM Indication Schema (.xsd) in CIM 2.3.5 (final):
 - 3322 ○ http://dmf.org/sites/default/files/cim/cim_schema_v2350/cim_schema_2.35.0Final-XSDClasses.zip
- 3323 • DSP1054 Indication Profile 1.2.1:
 - 3324 ○ http://dmf.org/sites/default/files/standards/documents/DSP1054_1.2.1.pdf

3325 The DSP0227 WS-MAN CIM Binding Specification provides several examples and scenarios where Indication
3326 instances and events are used. For example, a management client receives specific indications from a device being
3327 managed.

3328 A service may internally create CIM indication-related instances when the service accepts a subscription using the
3329 Subscribe message from a Web services client.

- 3330 • http://dmf.org/sites/default/files/standards/documents/DSP0227_1.2.0.pdf

3331

ANNEX D

3332

Mapping DMTF CIMI Events to CADF Event Records

3333

This section provides guidance on how [DMTF's CIMI standard's](#) event type would, in general, map to a CADF audit event record.

3334

3335

CIMI events are generated during operations of an IaaS provider that complies with Cloud Infrastructure Management Interface (CIMI, [...]). CIMI events may have audit relevance and need to be translated into CADF Event Records. A CIMI provider will typically keep a record of CIMI events concerning a CIMI resource, in an EventLog resource associated with this CIMI resource. The translation into a CADF Event may require using information from both the CIMI event and the CIMI EventLog resource.

3336

3337

3338

3339

3340

NOTE: The mapping defined here only defines foundational rules that any event mapping from CIMI to CADF are expected to follow. However in many cases, these rules are not sufficient and should or may be complemented by additional rules that are left for users to agree upon (e.g. via a mapping profile). When the mapping rules below are insufficient to handle the mapping of a particular item and opportunities exist for user-defined additional rules, this will be indicated as an "extensibility" point.

3341

3342

3343

3344

The following notation is used:

```
<specification prefix> ":" <object> "." <attribute> [ "."
<subattribute> ]
```

3345

For example, "cadf:event.id" means: the "id" property attribute of a [CADF Event](#) record.

3346

D.1 Recommended mapping rules

3347

The recommended mapping rules to generate a CADF Event Record (by attribute) from a CIMI Event are:

3348

D.1.1 cadf:event.id

3349

Here the mapping does not recommend a particular ID scheme. The CIMI event URI may just be imported as the CADF Event's "id" property, or the latter may be left for the migration function to generate.

3350

3351

D.1.2 cadf:event.eventType

3352

There are four predefined values for CIMI:Event.type, which map to the following "cadf:event.eventType" property:

3353

- CIMI:Event.type = "state" → cadf:event.eventType = "[monitor](#)"

3354

- CIMI:Event.type = "alarm" → cadf:event.eventType = "[control](#)"

3355

- CIMI:Event.type = "model" → cadf:event.eventType = "[activity](#)"

3356

- CIMI:Event.type = "access" → cadf:event.eventType = "[activity](#)"

3357

D.1.3 cadf:event.eventTime

3358

CIMI:Event.timestamp → cadf:event.eventTime

3359

D.1.4 cadf:event.action

3360

For CIMI "model" events (modifications to the CIMI resource model), the "cadf:event.action" value will result from a map of the "CIMI:Event.content.change" value. In particular, the CRUD values map to similar CRUD values of the [CADF Action Taxonomy](#) (create/read/update/delete)

3361

3362

3363

3364 For CIMI "access" events (access requests to the CIMI resource model), the "cadf.event:action" value will result
3365 from a map of the "CIMI:Event.content.operation" value.

3366 NOTE: "alarm" and "status" CIMI events map respectively to "control" and "monitor" events in CADF. Consequently
3367 their action value in CADF is already determined as there is only one possible value in the [CADF Action Taxonomy](#)
3368 for these types.

3369 **D.1.5 cadf:event.outcome**

- 3370 • CIMI:Event:outcome = "Pending" → cadf:event.outcome = "pending"
- 3371 • CIMI:Event:outcome = "Unknown" → cadf:event.outcome = "unknown"
- 3372 • CIMI:Event:outcome = "Success" → cadf:event.outcome = "success"
- 3373 • CIMI:Event:outcome = "Failure" → cadf:event.outcome = "failure"
- 3374 • CIMI:Event:outcome = "Status" → cadf:event.outcome = "success"
 - 3375 ○ and will map to an cadf:event:event.type = "monitor".
- 3376 • CIMI:Event:outcome = "Warning" → cadf:event:outcome = "success"
 - 3377 ○ and the event should also contain an cadf:event.severity element, of value to be agreed on.

3378 **D.1.6 cadf:event.initiator**

3379 This mapping will depend on the CIMI event type:

- 3380 • If CIMI:Event.type = "access" → cadf:event.initiator = CIMI:Event.content.initiator
- 3381 • If CIMI:Event.type = "model" → the initiator is not assumed to be part of the CIMI event, but can be traced by
3382 correlating with the "access" event causing that model change.
 - 3383 ○ This is a mapping extensibility point.
- 3384 • If CIMI:Event.type = "alarm" → the cadf:event.initiator might not be identified unless recorded in the
3385 content.detail. This is a mapping extensibility point.
- 3386 • If CIMI:Event.type = "monitor" → the cadf:event.initiator might not be identified from the CIMI event. If
3387 unknown, it should be set to "nil" value.

3388 **D.1.7 cadf:event.target**

3389 This attribute maps to CIMI:Event.content.resource, which should be similar to the resource reference in
3390 CIMI:EventLog.targetResource.

3391 **D.1.8 cadf:event.severity**

3392 Must reflect the CIMI:Event.severity value (if any).

- 3393 • This is a mapping extensibility point.

3394 **D.1.9 cadf:event.measurements**

3395 Must be present when mapping "state" CIMI events (CIMI:Event.type = "state"). Its value must reflect the content of
3396 CIMI:Event.content.state.

3397 **D.1.10 cadf:event.attachments**

3398 Map from CIMI:Event.content. Even if some items of CIMI:Event.content can be extracted and mapped individually
3399 thanks to some standardized structure (depending on CIMI:Event.type), the overall CIMI:Event.content value is
3400 mapped as an attachment in the CADF Event record.

3401 If the CIMI detailed content of an event (“content.detail” attribute) needs be preserved in CADF, then the whole
3402 CIMI:event.content should become an attachment in CADF.

3403 **D.2 Informative References**

- 3404 • DSP0263 - Cloud Infrastructure Management Interface (CIMI) Model and REST Interface over HTTP
3405 Specification, Version 1.0.1, 30 Oct 2012:
- 3406 ○ http://dmf.org/sites/default/files/standards/documents/DSP0263_1.0.1.pdf

3407
3408

ANNEX E

Mapping CADF Query Syntax to XML and JSON

3409 This section provides examples and guidance on how the [CADF Query Syntax](#) can be mapped to both JSON and
3410 XML formats.

3411 E.1 XML mapping examples

3412 Using the same conceptual event records and resources as shown for the XML mapping examples, this section
3413 shows how several sample queries (using the CADF Query Syntax) would yield the results in JSON format.

3414 E.1.1 Sample event data set used for all examples

3415 The following is a conceptual event log rendered in a CADF XML format which will be used as an event source to
3416 illustrate the subsequent queries. It also contains a listing of CADF resource definitions that are referenced within
3417 the event records.

3418 Conceptual resultset (e.g. CADF Log derivation) containing a list of resources and event records

```
<resources>
  <resource id="myuuid://location.org/resource/01" typeURI="..."
    geolocationId="myuuid://location.org/loc/NYC"/>
  <resource id="myuuid://location.org/resource/09" typeURI="..."
    geolocationId="myuuid://location.org/loc/WDC"/>
  <resource id="myuuid://location.org/resource/21" typeURI="..."
    geolocationId="myuuid://location.org/loc/BOS"/>
</resources>

<-- Notice resources in these examples only use IDs, in real system
these would be
  defined elsewhere -->

<events>
  <event id="myscheme://mydomain/event/id/1234"
    eventType="activity"
    eventTime="2012-06-22T13:00:00-04:00"
    action="create"
    outcome="success"
    initiatorId="myuuid://location.org/resource/01"
    targetId="myuuid://location.org/resource/09"
    observerId=="myuuid://location.org/resource/21"
    <reporterchain>
      <reporterstep
        role="observer"
```

```
        reporterTime="2012-06-22T23:00:00-02:00">
        <reporterId="myuuid://location.org/resource/21"/>
    </reporterstep>
</reporterchain>
</event>
<event id="myscheme://mydomain/event/id/5678"
    eventType="activity"
    eventTime="2012-07-23T13:00:00-04:00"
    action="delete"
    outcome="failure"
    initiatorId="myuuid://location.org/resource/01"
    targetId="myuuid://location.org/resource/09"
    observerId="myuuid://location.org/resource/0321"
    <reporterchain>
        <reporterstep
            role="observer"
            reporterTime="2012-07-23T23:00:00-02:00">
            <reporterId="myuuid://location.org/resource/21"/>
        </reporterstep>
    </reporterchain>
</event>
<event id="myscheme://mydomain/event/id/3333"
    eventType="activity"
    eventTime="2012-08-24T13:00:00-04:00"
    action="create"
    outcome="failure"
    initiatorId="myuuid://location.org/resource/01"
    targetId="myuuid://location.org/resource/09">
    <reporterchain>
        <reporterstep
            role="observer"
            reporterTime="2012-08-24T23:00:00-02:00">
            <reporterId="myuuid://location.org/resource/21"/>
        </reporterstep>
    </reporterchain>
</event>
</events>
```

3419 E.1.2 Resource create query

3420 To search the logged events for create actions the following query is used:

3421

```
/events/event?filter=action='create'
```

3422 This specific query defines as search against all CADF Event records nested in the “events” list, defined within a
 3423 (conceptual) “log”. When executed against the log described in the previous section the following query will output
 3424 the event IDs “1234” and “3333” in no particular order as shown below.

3425 **Note** that the “paging” element is empty. This is because the endpoint (server) determines that pagination is unnecessary for
 3426 two elements.

3427

```
<resultset count="2" detailLevel="1">
  ...
  <eventSet>
    ...
    <events>
      <event id="myscheme://mydomain/event/id/1234"
        eventType="activity"
        eventTime="2012-07-22T13:00:00-04:00"
        action="create"
        outcome="success"
        initiatorId="myuuid://location.org/resource/01"
        targetId="myuuid://location.org/resource/09"
        observerId="myuuid://location.org/resource/0321"
        <reporterchain>
          <reporterstep role="observer"
            reporterTime="2012-07-22T23:00:00-02:00">
            <reporterId="myuuid://location.org/resource/21"/>
          </reporterstep>
        </reporterchain>
      </event>
      <event id="myscheme://mydomain/event/id/3333"
        eventType="activity"
        eventTime="2012-08-24T13:00:00-04:00"
        action="create"
        outcome="failure"
        initiatorId="myuuid://location.org/resource/01"
        targetId="myuuid://location.org/resource/0099"
        observerId="myuuid://location.org/resource/21"
        <reporterchain>
          <reporterstep role="observer"
            reporterTime="2012-08-24T23:00:00-02:00">
            <reporterId="myuuid://location.org/resource/21"/>
          </reporterstep>
        </reporterchain>
    </events>
  </eventSet>
</resultset>
```

```

    </reporterchain>
  </event>
</events>
</eventSet>
</resultset>

```

3428 E.1.3 Resource creation failure query

3429 It is possible to construct more compound queries. The following query will output only the last event.

```
/events/event?filter=((action='create')and(outcome='failure'))
```

3430 Any query is allowed as long as it conforms to the query syntax subset.

3431 E.1.4 Reporter time query

3432 To search for an event by its "reporterTime" attribute the following query returns the last event.

```
/events/event?filter=reporterchain/reporterstep/reporterTime='2012-08-24T23:00:00-02:00'
```

3433 E.1.5 Time range query

3434 To search for events that occurred on or after the date '2012-07-22' the following query returns the last two events.

```
/events/event?filter=eventTime>='2012-07-22T00:00:00-02:00'
```

3435 Complex time queries can be used to search for events within a specific time period. The follow query searches for
3436 events that occurred between the start of '2012-07-22' and not after '2012-07-23'.

```
/events/event?filter=((eventTime>='2012-07-22T00:00:00-02:00')and(eventTime<='2012-07-23T00:00:00-02:00'))
```

3437 To search for an event by its "reporterTime" attribute the following query returns the last event.

```
/events/event?filter=reporterchain/reporterstep/reporterTime='2012-08-24T23:00:00-02:00'
```

3438 E.1.6 Pagination query

3439 A query that returns a large number of results may be paginated.

3440 **Query:**

```
/events/event?filter=eventTime>="2012-05-22T00:00:00-02:00"&limit=2
```

3441 **Result:**

```
<resultset count="2" detailLevel="1"
  nextPage="http://<addr>/events/event?filter=eventTime>='2012-05-
```



```

22T00:00:00-02:00' &limit=2&offset=2"
  firstPage="http://<addr>/events/event?filter=eventTime>='2012-05-
22T00:00:00-02:00' &limit=2&offset=1"
  lastPage="http://<addr>/events/event?filter=eventTime>='2012-05-
22T00:00:00-02:00' &limit=2&offset=3">
  ...
<eventSet>
  ...
  <events>
    <event id="myscheme://mydomain/event/id/1234" ... />
    <event id="myscheme://mydomain/event/id/5678" ... />
  </events>
</eventSet>
</resultset>

```

3442 Note: The "nextPage", "firstPage" and "lastPage" properties' values contain URLs that can be used to
 3443 navigate the complete result set.

3444 E.2 JSON mapping examples

3445 Using the same [conceptual event records](#) and resources as shown for the XML mapping examples, this section
 3446 shows how several sample queries (using the [CADF Query Syntax](#)) would yield the results in JSON format.

3447 Please note that the query syntax and filter are the same irrespective of the requested result format (i.e. XML or
 3448 JSON).

3449 E.2.1 Resource create query

3450 The same query is issued as when the caller expects an XML response:

```
/events/event?filter=action='create'
```

3451 The query will return the following JSON (abbreviated for readability):

```

{
  "typeURI": "http://schemas.dmtf.org/cloud/audit/1.0/resultset",
  "count"=2,
  "detailLevel"=1,
  ...,
  "eventSet": {
    ...,
    "events": [
      {
        "id": "myscheme://mydomain/event/id/1234",
        ...

```

```

    },
    {
      "id": "myscheme://mydomain/event/id/3333",
      ...
    },
  ]
}
}

```

3452 E.2.2 Pagination query

3453 Using the same paginated query as above:

3454 **Query:**

```
/events/event?filter=eventTime>="2012-05-22T00:00:00-02:00"&limit=2
```

3455 **Results:**

```

{
  "typeURI": "http://schemas.dmtf.org/cloud/audit/1.0/resultset",
  "count"=2,
  "detailLevel"=1,
  "nextPage"="http://<addr>/events/event?filter=eventTime>='2012-05-22T00:00:00-02:00'&limit=2&offset=2",
  "firstPage"="http://<addr>/events/event?filter=eventTime>='2012-05-22T00:00:00-02:00'&limit=2&offset=1",
  "lastPage"="http://<addr>/events/event?filter=eventTime>='2012-05-22T00:00:00-02:00'&limit=2&offset=3",
  ...,
  "eventSet": {
    ...,
    "events": [
      {
        "id": "myscheme://mydomain/event/id/1234",
        ...
      },
      {
        "id": "myscheme://mydomain/event/id/3333",
        ...
      },
    ],
  }
}

```

3456
3457

ANNEX F

Examples of the CADF Query Interface over HTTP

3458 This section provides examples and guidance on how the can be executed over a REST based HTTP interface
3459 using 'curl'.

3460 F.1.1 Create events query over HTTP

3461 The following curl query searches for 'create' events. In this example, no authentication is enabled on the server.

```
curl -v -H "Accept: application/xml" \  
-X GET "http://example.host/events/event?$filter=action='create' "
```

3462 The HTTP request generated by curl has the following form.

```
GET /events/event?filter=action='create' HTTP/1.1  
Host: example.host  
Accept: application/xml
```

3463 The HTTP response from the server is as follows.

```
HTTP/1.1 200 OK  
Date: Fri, 10 May 2013 15:53:47 GMT  
Server: Apache/2.2.22 (Ubuntu)  
Last-Modified: Mon, 14 Apr 2008 07:11:15 GMT  
Accept-Ranges: bytes  
Content-Length: 681  
Connection: close  
Content-Type: application/xml  
  
<resultset count="2" detailLevel="1">  
  <eventSet>  
    <events>  
      <event id="myscheme://mydomain/event/id/1234"  
        eventType="activity"  
        eventTime="2012-06-22T13:00:00-04:00"  
        action="create"  
        outcome="success"  
        initiatorId="myuuid://location.org/resource/01"  
        targetId="myuuid://location.org/target/09"  
        observerId="myuuid://location.org/resource/0321"  
        <reporterchain>  
          ...  
        </reporterchain>
```

```
</event>
<event id="myscheme://mydomain/event/id/3333"
  eventType="activity"
  eventTime="2012-08-24T13:00:00-04:00"
  action="create"
  outcome="failure"
  initiatorId="myuuid://location.org/resource/01"
  targetId="myuuid://location.org/target/09"
  observerId="myuuid://location.org/resource/0321"
  <reporterchain>
    ...
  </reporterchain>
</event>
</events>
</eventSet>
</resultset>
```

3464 **Note:** In the above example, the 'detaillevel' parameter was not specified and defaulted to "1". Thus the full properties of the
3465 'reporterchain' are not included. Another query specifying a query level value set to "2" or "3" could be used to request the
3466 details of the reporterchain for either of the events.

3467
3468
3469
3470**ANNEX G**
(informative)**Change log**

Version	Date	Description
1.0.0c	2014-01-10	Matt Rutkowski (IBM): Editor draft candidate for WIP3 draft public review.

3471

3472

Bibliography

- 3473 Miguel Montarelo Navajo et al. "Draft Report of the Task Force on Interdisciplinary Research Activities applicable to
3474 the Future internet", A Draft Report of the DG INFSO Task Force of the European Commission on the Future
3475 Internet Content focusing on FOT Federated, Open and Trusted Platforms), European Commission 2009. p.p. 3-5.,
3476 June 2009, [http://www.future-internet.eu/fileadmin/documents/reports/FI-](http://www.future-internet.eu/fileadmin/documents/reports/FI-content/Report_on_the_Future_Internet_Content_v4.1.pdf)
3477 [content/Report on the Future Internet Content v4.1.pdf](http://www.future-internet.eu/fileadmin/documents/reports/FI-content/Report_on_the_Future_Internet_Content_v4.1.pdf)
- 3478 Kobielus, James, Title: "New Federation Frontiers In IP Network Services", Source: Business Communications
3479 Review, v36 n8 p37(6), ISSN: 0162-3885, August 2006,
3480 <http://direct.bl.uk/bld/PlaceOrder.do?UIN=194282677&ETOC=RN&from=searchengine>
- 3481 CNSS Instruction No. 4009, Committee on National Security Systems (CNSS), *National Information Assurance (IA)*.
3482 26 April 2010, http://www.cnss.gov/Assets/pdf/cnssi_4009.pdf
- 3483 DMTF White Paper DSP2028, *Cloud Auditing Data Federation (CADF) Use Case White Paper, Version: 1.0.0a*, 26
3484 June 2012, http://dmf.org/sites/default/files/standards/documents/DSP2028_1.0.0a.pdf
- 3485 DMTF DSP0263, *Cloud Infrastructure Management Interface (CIMI) Model and RESTful HTTP-based Protocol*,
3486 http://dmf.org/sites/default/files/standards/documents/DSP0263_1.0.1.pdf
- 3487 Event Processing Technical Society (EPTS), David Luckham, Roy Schulte, et al. Editors, *Event Processing*
3488 *Glossary - Version 2.0*, July 2008, [http://www.complexevents.com/wp-](http://www.complexevents.com/wp-content/uploads/2011/08/EPTS_Event_Processing_Glossary_v2.pdf)
3489 [content/uploads/2011/08/EPTS_Event_Processing_Glossary_v2.pdf](http://www.complexevents.com/wp-content/uploads/2011/08/EPTS_Event_Processing_Glossary_v2.pdf)
- 3490 IBM DB2 10.1 for Linux, UNIX, and Windows; SQL Reference Volume 1, SC27-3885-00, © Copyright IBM
3491 Corporation 2012. [http://public.dhe.ibm.com/ps/products/db2/info/vr101/pdf/en_US/DB2SQLRefVol1-](http://public.dhe.ibm.com/ps/products/db2/info/vr101/pdf/en_US/DB2SQLRefVol1-db2s1e1010.pdf)
3492 [db2s1e1010.pdf](http://public.dhe.ibm.com/ps/products/db2/info/vr101/pdf/en_US/DB2SQLRefVol1-db2s1e1010.pdf)
- 3493 ISO 6709:2008, TC 211 Geographic Information/Geomatics, Standard representation of geographic point location
3494 by coordinates, http://www.iso.org/iso/iso_catalogue/catalogue_tc/catalogue_detail.htm?csnumber=53539
- 3495 ISO/IEC JTC 1/SC 32/WG 3, ISO/IEC 9075-1:2011(E), "Information technology - Database languages - SQL - Part
3496 1: Framework (SQL/Framework)", 2011-07-18,
3497 http://www.iso.org/iso/home/store/catalogue_tc/catalogue_detail.htm?csnumber=53681
- 3498 ISO 14001:2004, *Environmental Management Systems -- Requirements with Guidance for Use*,
3499 http://www.iso.org/iso/catalogue_detail?csnumber=31807
- 3500 ISO/IEC 15288:2008, System and Software Engineering – System life cycle processes,
3501 http://www.iso.org/iso/catalogue_detail?csnumber=43564
- 3502 ISO/IEC 15414:2008, Information technology – Open distributed processing – Reference model – Enterprise
3503 language, http://www.iso.org/iso/iso_catalogue/catalogue_tc/catalogue_detail.htm?csnumber=43767
- 3504 ISO/IEC 27000:2009, *Information Technology -- Security Techniques -- Information Security Management Systems*
3505 *-- Overview and vocabulary*, http://www.iso.org/iso/catalogue_detail?csnumber=41933
- 3506 Recommendation ITU-T X.1252, *Baseline identity management terms and definitions*, International
3507 Telecommunication Union – Technical Communication Standardization Sector (ITU-T), April 2010.
3508 <http://www.itu.int/rec/T-REC-X.1252-201004-I/>
- 3509 P. Mell, T. Grance, *The NIST Definition of Cloud Computing SP800-145 (Draft)*. National Institute of Standards and
3510 Technology (NIST) - Computer Security Division – Computer Security Resource Center (CSRC), January 2011.
3511 http://csrc.nist.gov/publications/drafts/800-145/Draft-SP-800-145_cloud-definition.pdf.
- 3512 OpenXDAS, a SourceForge open source implementation of The Open Group's XDAS Version 1 Standard,
3513 <http://openxdas.sourceforge.net/>.

- 3514 IETF RFC2828, *Internet Security Glossary*, May 2000, <http://www.ietf.org/rfc/rfc2828.txt>.
- 3515 IETF RFC3339 (Proposed Standard), *Date and Time on the Internet: Timestamps*, July 2002,
3516 <http://www.ietf.org/rfc/rfc3339.txt>
- 3517 IETF RFC4949, *Internet Security Glossary, Version 2*, August 2009, <http://www.ietf.org/rfc/rfc4949.txt>.
- 3518 OASIS Standard, *Glossary for the OASIS Security Assertion Markup Language (SAML) V2.0*, March 2005.
3519 <http://docs.oasis-open.org/security/saml/v2.0/saml-glossary-2.0-os.pdf>.
- 3520 The Open Group, Distributed Audit Services (XDAS) Project, *Distributed Audit Service (XDAS) – Preliminary
3521 Specification*, <http://www.opengroup.org/bookstore/catalog/p441.htm>.
- 3522 The Open Group, Service-Oriented Cloud Computing Infrastructure (SOCCI) Framework Technical Standard,
3523 <http://www.opengroup.org/soa/source-book/socci/>
- 3524 World Wide Web Consortium (W3C) Recommendation, J. Clark and Steve DeRose. *XML Path Language (XPath)
3525 Version 1.0*, 16 November 1999, <http://www.w3.org/TR/xpath/>
- 3526 World Wide Web Consortium (W3C) Recommendation, A. Berglund, et al., *XML Path Language (XPath) Version
3527 2.0*, 14 December 2010, <http://www.w3.org/TR/xpath20/>
- 3528 World Wide Web Consortium (W3C) Candidate Recommendation, “A JSON-based Serialization for Linked Data”
3529 JSON-LD 1.0, 10 September 2013, <http://www.w3.org/TR/json-ld/>